

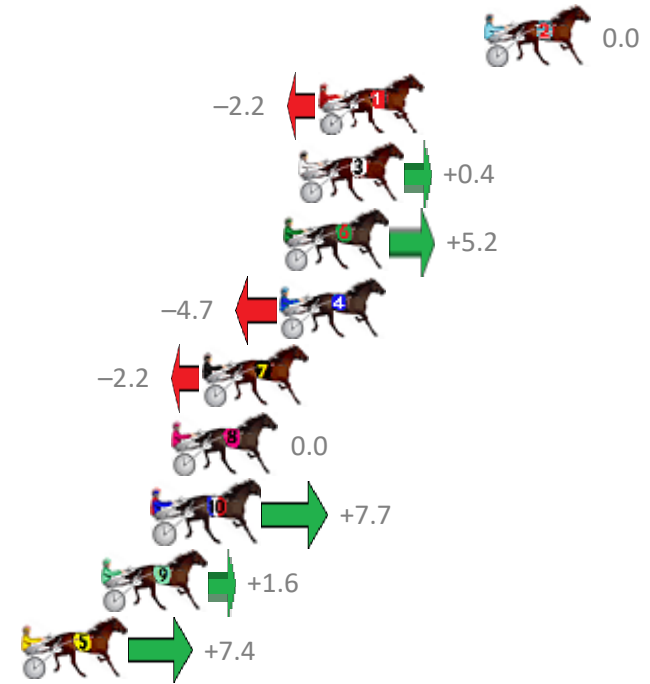
REDCLIFFE Race 1 Distance 1780m

Wednesday, 30 August 2017

Gross Time: 2:09.50 MileRate: 1:57.10 LeadTime: 11.70s First Qtr: 29.40s Second Qtr: 30.30s Third Qtr: 28.70s Fourth Qtr: 29.40s

No	Horse	Plc	Margin	Time	800Time (W)	400 Time (W)
2	COUNTDOWN	1	0.0m	2:09.50	58.10s (0)	29.40s (0)
1	WIN OR DIE	2	6.6m	2:09.99	58.26s (0)	29.52s (0)
3	BACCHUS RAUCOUS	3	7.4m	2:10.04	58.07s (1)	29.36s (1)
6	SPONDOOLEY	4	8.0m	2:10.09	57.72s (0)	28.94s (0)
4	REDS JET STAR	5	8.1m	2:10.10	58.44s (1)	29.72s (1)
7	RIVERLEIGH WILLIAM	6	11.2m	2:10.32	58.26s (0)	29.50s (0)
8	WASTE OF TIME	7	12.4m	2:10.41	58.10s (1)	29.40s (1)
10	DOLLARBILL	8	13.1m	2:10.46	57.54s (2)	29.63s (2)
9	ROYAL TAZ	9	15.2m	2:10.62	57.98s (1)	29.25s (1)
5	CHARLYSE	10	18.4m	2:10.85	57.56s (2)	29.64s (2)

Finish Position and metres gained from 800m



Trots Sectionals
 Powered by
www.pjdata.com.au
 Home of PJ Trots Analyser



The Racing Queensland Board (trading as Racing Queensland) and provider are not responsible for the completeness or accuracy of any of the information contained herein, and makes no representations about its suitability for any purpose.

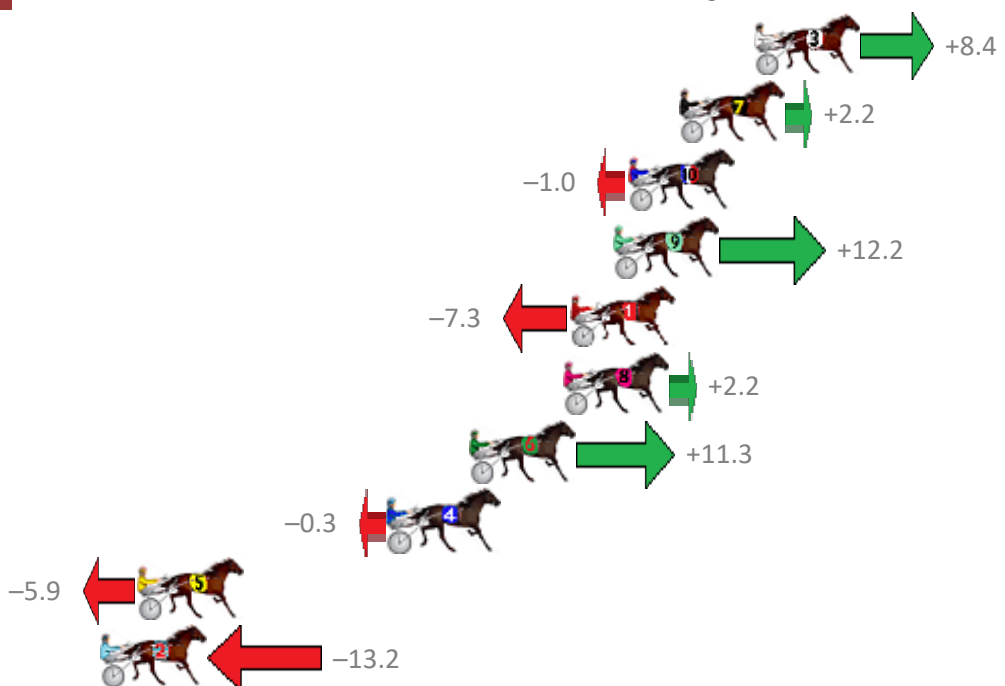
REDCLIFFE Race 2 Distance 1780m

Wednesday, 30 August 2017

Gross Time: 2:11.10 MileRate: 1:58.50 LeadTime: 11.90s First Qtr: 29.80s Second Qtr: 30.70s Third Qtr: 28.60s Fourth Qtr: 30.10s

No Horse	Plc	Margin	Time	800Time (W)	400 Time (W)
3 ASHLEYS ANGEL	1	0.0m	2:11.10	58.08s (1)	29.66s (1)
7 SHES A DIME	2	3.0m	2:11.33	58.54s (0)	29.87s (0)
10 SACHE GIRL	3	5.0m	2:11.48	58.77s (1)	30.39s (1)
9 REAL KNUCKY	4	5.6m	2:11.52	57.80s (1)	29.44s (2)
1 ANNAS BEST	5	7.3m	2:11.65	59.24s (0)	30.65s (0)
8 ANDIAMO EL FERRARI	6	7.6m	2:11.67	58.54s (0)	29.89s (0)
6 ELZBOY	7	11.3m	2:11.95	57.87s (1)	29.52s (2)
4 LYNCHMAN	8	14.5m	2:12.19	58.72s (0)	30.08s (0)
5 SOMETHINGS SIZZLIN	9	24.5m	2:12.94	59.13s (0)	30.41s (0)
2 ITS YOU NOT ME	10	26.0m	2:13.06	59.67s (1)	31.05s (1)

Finish Position and metres gained from 800m



Trots Sectionals
 Powered by
www.pjdata.com.au
 Home of PJ Trots Analyser



The Racing Queensland Board (trading as Racing Queensland) and provider are not responsible for the completeness or accuracy of any of the information contained herein, and makes no representations about its suitability for any purpose.

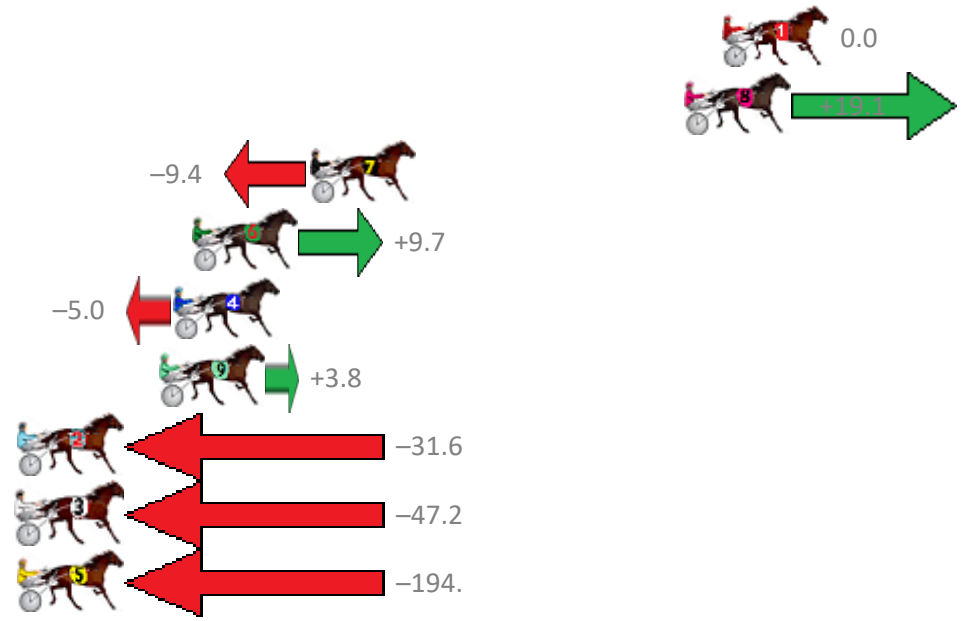
REDCLIFFE Race 3 Distance 1780m

Wednesday, 30 August 2017

Gross Time: 2:11.20 MileRate: 1:58.60 LeadTime: 11.60s First Qtr: 28.90s Second Qtr: 30.00s Third Qtr: 29.00s Fourth Qtr: 31.70s

No	Horse	Plc	Margin	Time	800Time (W)	400 Time (W)
1	CIRCLE LINE	1	0.0m	2:11.20	60.70s (0)	31.70s (0)
8	FUI FUI	2	1.5m	2:11.32	59.25s (2)	31.04s (1)
7	CRUISIN ALONG	3	16.4m	2:12.50	61.41s (0)	32.44s (0)
6	MIDNIGHT BENDER	4	21.1m	2:12.87	59.96s (1)	30.85s (1)
4	SCOTT TOM	5	21.8m	2:12.93	61.08s (1)	31.75s (1)
9	ULTIMATE ATTACK	6	22.4m	2:12.98	60.41s (1)	31.32s (1)
2	JAYCEE STYLE	7	53.4m	2:15.43	63.10s (0)	33.46s (0)
3	BUDDY STOKED	8	60.6m	2:16.00	64.28s (0)	34.60s (0)
5	SOMEROSESOMEWHERE	9	207.3m	2:27.63	75.49s (1)	44.17s (0)

Finish Position and metres gained from 800m



Trots Sectionals
 Powered by
www.pjdata.com.au
 Home of PJ Trots Analyser



The Racing Queensland Board (trading as Racing Queensland) and provider are not responsible for the completeness or accuracy of any of the information contained herein, and makes no representations about its suitability for any purpose.

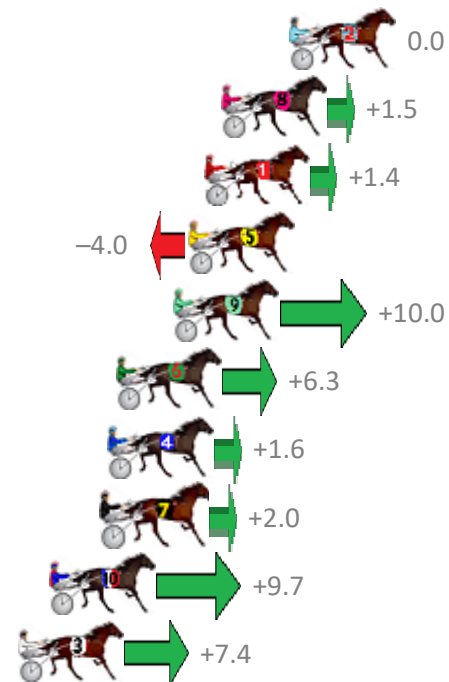
REDCLIFFE Race 4 Distance 1780m

Wednesday, 30 August 2017

Gross Time: 2:14.70 MileRate: 2:01.80 LeadTime: 11.50s First Qtr: 30.10s Second Qtr: 32.00s Third Qtr: 30.00s Fourth Qtr: 31.10s

No	Horse	Plc	Margin	Time	800Time (W)	400 Time (W)
2	IMA TOP TYCOON	1	0.0m	2:14.70	61.10s (0)	31.10s (0)
8	VILLAGE TREASURE	2	2.7m	2:14.91	60.99s (1)	30.86s (1)
1	MONTANA BRAVE	3	3.4m	2:14.96	60.99s (0)	30.90s (0)
5	PONOVER	4	4.0m	2:15.01	61.41s (1)	31.33s (1)
9	NOTTELLINYA	5	4.6m	2:15.06	60.34s (0)	30.17s (0)
6	RHIANNON SHANNON	6	6.9m	2:15.24	60.62s (1)	30.47s (1)
4	TESSA BEAR	7	7.2m	2:15.26	60.98s (1)	30.84s (1)
7	I AM ANDY	8	7.4m	2:15.28	60.95s (0)	30.77s (0)
10	RED CASTLE WARRIOR	9	9.5m	2:15.44	60.36s (0)	30.16s (0)
3	THE JEWEL THIEF	10	10.8m	2:15.54	60.53s (1)	30.43s (1)

Finish Position and metres gained from 800m



Trots Sectionals
 Powered by
www.pjdata.com.au
 Home of PJ Trots Analyser



The Racing Queensland Board (trading as Racing Queensland) and provider are not responsible for the completeness or accuracy of any of the information contained herein, and makes no representations about its suitability for any purpose.

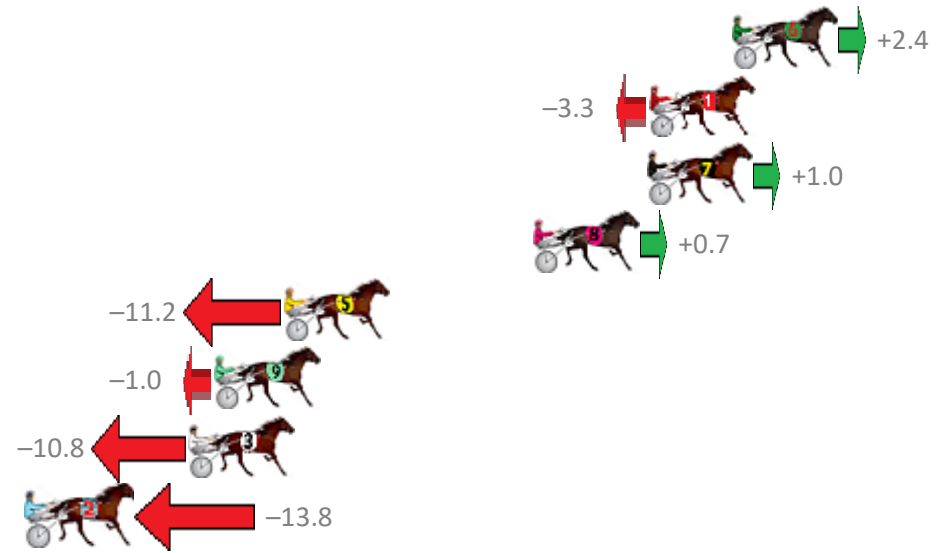
REDCLIFFE Race 5 Distance 1780m

Wednesday, 30 August 2017

Gross Time: 2:11.80 MileRate: 1:59.20 LeadTime: 11.50s First Qtr: 31.00s Second Qtr: 32.20s Third Qtr: 28.90s Fourth Qtr: 28.20s

No	Horse	Plc	Margin	Time	800Time (W)	400 Time (W)
6	TOP TRIO	1	0.0m	2:11.80	56.93s (1)	28.16s (1)
1	RORY MACH	2	3.3m	2:12.03	57.34s (0)	28.43s (0)
7	WICKED TIME	3	3.4m	2:12.04	57.03s (0)	28.07s (0)
8	TRENTLEIGH	4	7.9m	2:12.36	57.05s (0)	27.95s (0)
5	LEVI JADE	5	17.8m	2:13.05	57.90s (1)	28.98s (1)
9	WEEDONS EXPRESS	6	20.6m	2:13.25	57.17s (1)	28.47s (2)
3	IM JAY TEE	7	21.6m	2:13.32	57.87s (1)	29.31s (2)
2	ANY WONDER	8	29.0m	2:13.84	58.08s (1)	29.36s (2)

Finish Position and metres gained from 800m



Trots Sectionals
 Powered by
www.pjdata.com.au
 Home of PJ Trots Analyser



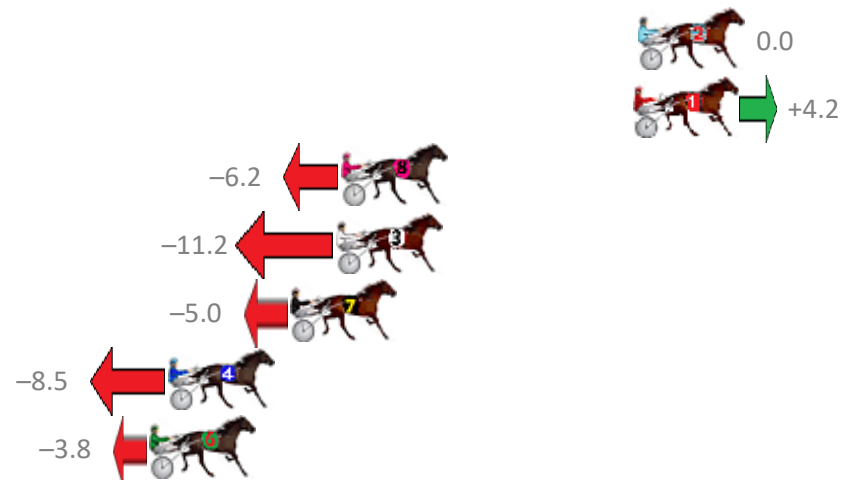
REDCLIFFE Race 6 Distance 2040m

Wednesday, 30 August 2017

Gross Time: 2:32.80 MileRate: 2:00.50 LeadTime: 32.60s First Qtr: 31.20s Second Qtr: 31.50s Third Qtr: 28.20s Fourth Qtr: 29.30s

No Horse	Plc	Margin	Time	800Time (W)	400 Time (W)
2 GOOD FEELINGS	1	0.0m	2:32.80	57.50s (0)	29.30s (0)
1 RIB AND ROLL	2	0.2m	2:32.81	57.20s (0)	28.95s (0)
8 CAESAR COURT	3	11.8m	2:33.66	57.95s (1)	29.68s (1)
3 ROCKY CARRINGTON	4	12.0m	2:33.68	58.31s (1)	30.11s (1)
7 BUBBALOOBAH	5	13.8m	2:33.81	57.86s (0)	29.55s (0)
4 MAKE A POINT	6	18.7m	2:34.17	58.11s (1)	29.83s (1)
6 UNCLE BENJAMIN	7	19.4m	2:34.22	57.77s (1)	29.51s (1)

Finish Position and metres gained from 800m



Trots Sectionals
 Powered by
www.pjdata.com.au
 Home of PJ Trots Analyser



The Racing Queensland Board (trading as Racing Queensland) and provider are not responsible for the completeness or accuracy of any of the information contained herein, and makes no representations about its suitability for any purpose.

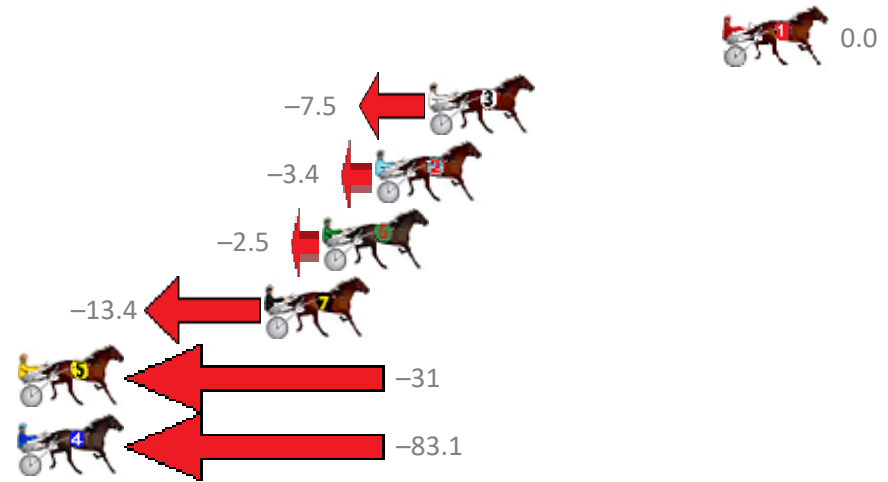
REDCLIFFE Race 7 Distance 1780m

Wednesday, 30 August 2017

Gross Time: 2:15.50 MileRate: 2:02.50 LeadTime: 12.10s First Qtr: 31.60s Second Qtr: 32.20s Third Qtr: 29.70s Fourth Qtr: 29.90s

No	Horse	Plc	Margin	Time	800Time (W)	400 Time (W)
1	MAHALO	1	0.0m	2:15.50	59.60s (0)	29.90s (0)
3	MISS FERNANDEZ	2	11.7m	2:16.37	60.16s (1)	30.73s (1)
2	ZINDEL	3	13.8m	2:16.53	59.85s (0)	29.81s (0)
6	NARCISSIST	4	15.9m	2:16.69	59.79s (1)	30.63s (1)
7	MAYWYNSROCKNROLL	5	18.2m	2:16.86	60.60s (0)	30.71s (0)
5	BABY LUV	6	45.9m	2:18.93	61.89s (0)	31.64s (0)
4	IM SANDY BAY	7	92.1m	2:22.38	65.79s (1)	35.50s (1)

Finish Position and metres gained from 800m



Trots Sectionals
 Powered by
www.pjdata.com.au
 Home of PJ Trots Analyser



The Racing Queensland Board (trading as Racing Queensland) and provider are not responsible for the completeness or accuracy of any of the information contained herein, and makes no representations about its suitability for any purpose.

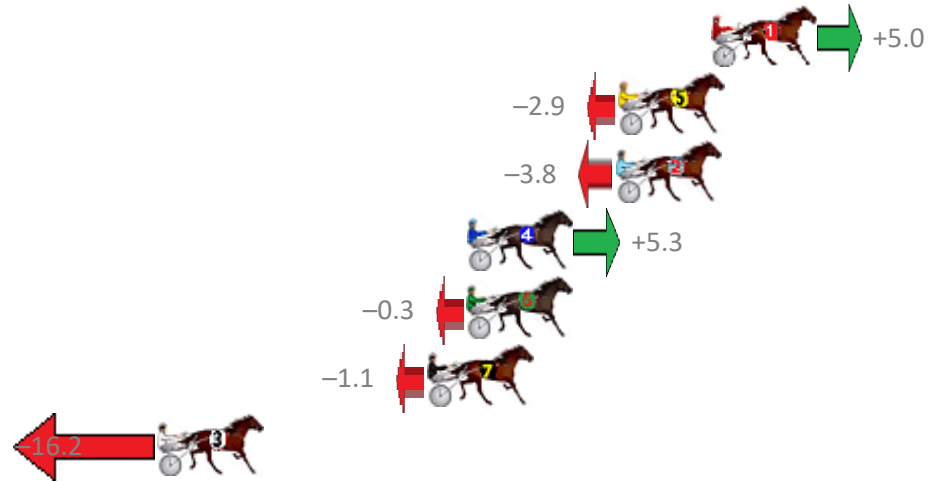
REDCLIFFE Race 8 Distance 1780m

Wednesday, 30 August 2017

Gross Time: 2:16.00 MileRate: 2:03.00 LeadTime: 12.40s First Qtr: 31.60s Second Qtr: 31.70s Third Qtr: 29.50s Fourth Qtr: 30.80s

No	Horse	Plc	Margin	Time	800Time (W)	400 Time (W)
1	MILLY BROMAC	1	0.0m	2:16.00	59.92s (0)	30.40s (0)
5	SLIPPERY ART	2	3.7m	2:16.28	60.52s (1)	31.01s (1)
2	MAJORESS JUJON	3	3.8m	2:16.29	60.59s (0)	31.09s (0)
4	LARA BAY	4	9.7m	2:16.75	59.90s (1)	30.52s (1)
6	VELVET MONKEY	5	9.7m	2:16.75	60.32s (0)	30.78s (0)
7	GONE BUST	6	11.3m	2:16.87	60.38s (1)	30.76s (2)
3	SMOOTH THE COST	7	22.0m	2:17.69	61.52s (1)	32.05s (1)

Finish Position and metres gained from 800m



Trots Sectionals
 Powered by
www.pjdata.com.au
 Home of PJ Trots Analyser



The Racing Queensland Board (trading as Racing Queensland) and provider are not responsible for the completeness or accuracy of any of the information contained herein, and makes no representations about its suitability for any purpose.

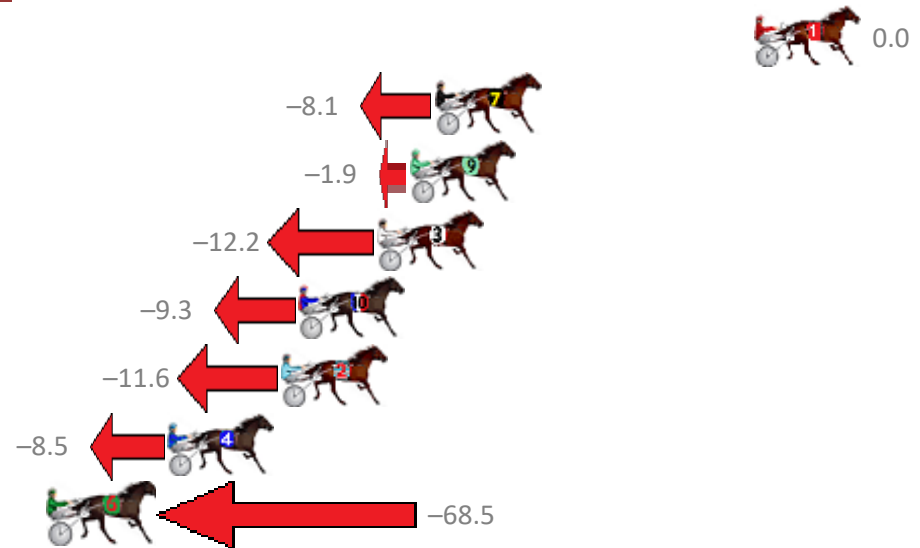
REDCLIFFE Race 9 Distance 2040m

Wednesday, 30 August 2017

Gross Time: 2:34.20 MileRate: 2:01.70 LeadTime: 34.20s First Qtr: 29.50s Second Qtr: 31.40s Third Qtr: 29.50s Fourth Qtr: 29.60s

No	Horse	Plc	Margin	Time	800Time (W)	400 Time (W)
1	PARK LIFE	1	0.0m	2:34.20	59.10s (0)	29.60s (0)
7	DONOMOOR	2	12.7m	2:35.14	59.70s (0)	30.14s (0)
9	FLIPPA PENNY	3	13.7m	2:35.21	59.24s (1)	29.49s (1)
3	PITTSWORTH MAN	4	15.0m	2:35.31	60.00s (1)	30.27s (1)
10	MISS RIVKAH	5	18.1m	2:35.54	59.79s (0)	30.18s (0)
2	DONT ARK WITH ME	6	18.8m	2:35.59	59.96s (1)	30.19s (1)
4	KID CALVERT	7	23.3m	2:35.92	59.73s (0)	29.87s (0)
6	OUR MIKAELA	8	87.9m	2:40.70	64.16s (0)	33.54s (0)

Finish Position and metres gained from 800m



Trots Sectionals
 Powered by
www.pjdata.com.au
 Home of PJ Trots Analyser



The Racing Queensland Board (trading as Racing Queensland) and provider are not responsible for the completeness or accuracy of any of the information contained herein, and makes no representations about its suitability for any purpose.