


# Albion Park Race 1 Distance 2138m

Friday, 22 September 2017

Gross Time: 2:44.00 MileRate: 2:01.20 LeadTime: 43.70s First Qtr: 29.00s Second Qtr: 30.70s Third Qtr: 29.80s Fourth Qtr: 30.80s

No	Horse	Plc	Margin	Time	800Time (W)	400 Time (W)
11	CHEVALS RACER	1	0.0m	2:44.00	59.31s (1)	29.54s (2)
3	NORTHERN MUSCLE	2	0.5m	2:44.04	60.64s (0)	30.84s (0)
12	ILLDOITWHENIMREADY	3	1.3m	2:44.10	59.08s (1)	29.30s (2)
4	OLE SUN	4	9.5m	2:44.73	60.18s (0)	30.28s (0)
7	HARD DONE BY	5	12.5m	2:44.96	60.58s (1)	30.82s (2)
9	LOCHABER	6	14.0m	2:45.08	61.46s (1)	31.51s (1)
5	DAY TOURER	7	16.7m	2:45.29	61.12s (0)	31.22s (0)
1	NORAHS FLING	8	20.3m	2:45.56	61.74s (0)	31.96s (0)
6	GO AHEAD MAKEMYDA	9	72.8m	2:49.61	63.42s (0)	33.33s (0)
10	MIKE TITAN	10	78.8m	2:50.07	62.78s (0)	33.19s (1)
2	BOLD PACO	11	80.3m	2:50.18	62.44s (0)	33.43s (0)
8	LOVE THE MOMENT	12	128.3m	2:53.88	69.67s (1)	39.55s (1)

Finish Position and metres gained from 800m



Trots Sectionals  
 Powered by  
[www.pjdata.com.au](http://www.pjdata.com.au)  
 Home of PJ Trots Analyser



The Racing Queensland Board (trading as Racing Queensland) and provider are not responsible for the completeness or accuracy of any of the information contained herein, and makes no representations about its suitability for any purpose.

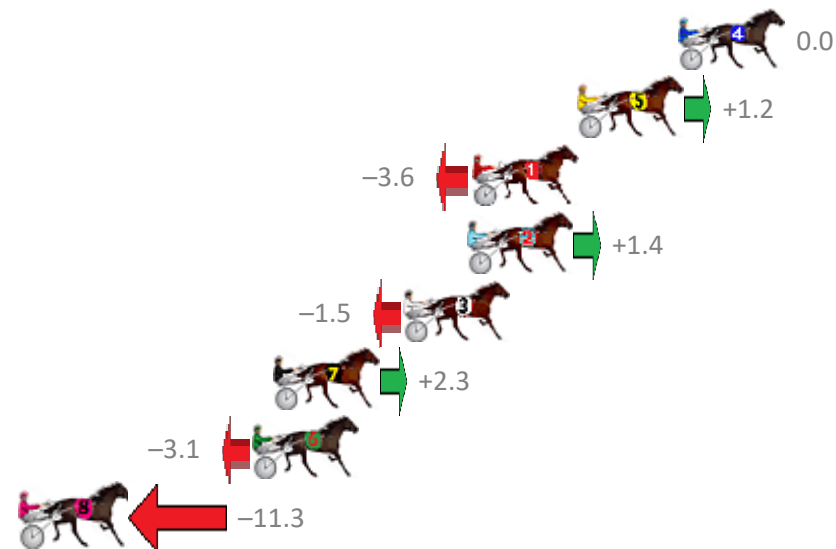
# Albion Park Race 2 Distance 1660m

Friday, 22 September 2017

Gross Time: 1:59.90 MileRate: 1:56.20 LeadTime: 3.50s First Qtr: 28.30s Second Qtr: 31.40s Third Qtr: 28.90s Fourth Qtr: 27.80s

No	Horse	Plc	Margin	Time	800Time (W)	400 Time (W)
4	ROCKNROLL AMBER	1	0.0m	1:59.90	56.70s (0)	27.80s (0)
5	TUESDAYS FELLA	2	4.0m	2:00.18	56.61s (1)	27.81s (1)
1	MY MAGIC MERLIN	3	8.2m	2:00.47	56.96s (0)	28.04s (0)
2	TAP IT IN	4	8.4m	2:00.48	56.60s (0)	27.67s (0)
3	BALTIC BLUE EYES	5	10.9m	2:00.66	56.81s (1)	27.90s (1)
7	FEELINGFORAMIRACLE	6	16.1m	2:01.02	56.54s (1)	28.54s (2)
6	CALVERT HOT SHOT	7	16.9m	2:01.07	56.92s (1)	28.11s (2)
8	KID CALVERT	8	26.1m	2:01.71	57.50s (0)	28.56s (0)

Finish Position and metres gained from 800m



Trots Sectionals  
 Powered by  
[www.pjdata.com.au](http://www.pjdata.com.au)  
 Home of PJ Trots Analyser



The Racing Queensland Board (trading as Racing Queensland) and provider are not responsible for the completeness or accuracy of any of the information contained herein, and makes no representations about its suitability for any purpose.


# Albion Park Race 3 Distance 1660m

Friday, 22 September 2017

Gross Time: 2:02.00 MileRate: 1:58.30 LeadTime: 3.40s First Qtr: 27.60s Second Qtr: 33.60s Third Qtr: 29.70s Fourth Qtr: 27.70s

No	Horse	Plc	Margin	Time	800Time (W)	400 Time (W)
7	JACKS AT THE BEACH	1	0.0m	2:02.00	57.40s (0)	27.70s (0)
2	TRAIN WRECK	2	2.9m	2:02.20	57.29s (1)	27.69s (1)
4	DIAMANTINA DEVIL	3	3.8m	2:02.26	57.04s (1)	27.45s (1)
5	THE RESTAURANTEUR	4	4.9m	2:02.34	57.13s (0)	27.39s (0)
6	LUVU GRAZAELLA	5	4.9m	2:02.34	56.79s (1)	27.19s (1)
1	ASHI JETSUN	6	5.2m	2:02.36	57.47s (0)	27.76s (0)
8	BUDDY BABCOCK	7	12.4m	2:02.86	57.36s (0)	27.53s (0)
3	LIZ AU BETTY	8	67.4m	2:06.67	60.89s (0)	30.76s (0)

Finish Position and metres gained from 800m



Trots Sectionals  
 Powered by  
[www.pjdata.com.au](http://www.pjdata.com.au)  
 Home of PJ Trots Analyser



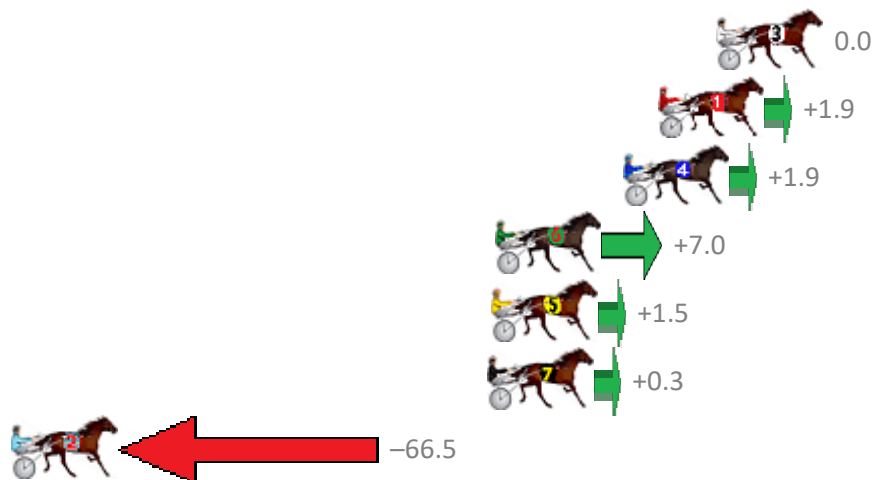
# Albion Park Race 4 Distance 1660m

Friday, 22 September 2017

Gross Time: 1:57.90 MileRate: 1:54.30 LeadTime: 3.50s First Qtr: 28.10s Second Qtr: 30.00s Third Qtr: 28.60s Fourth Qtr: 27.70s

No Horse	Plc	Margin	Time	800Time (W)	400 Time (W)
3 WITH AUTHORITY	1	0.0m	1:57.90	56.30s (0)	27.70s (0)
1 BURMACH	2	2.3m	1:58.06	56.17s (0)	27.53s (0)
4 MANDY KRIDEN	3	3.7m	1:58.16	56.17s (1)	27.43s (2)
6 OCEANS PREDATOR	4	8.8m	1:58.51	55.81s (1)	27.24s (3)
5 MICKEY MCROONEY	5	8.9m	1:58.52	56.19s (1)	27.39s (2)
7 GERONIMO BEAU	6	9.1m	1:58.53	56.28s (0)	27.68s (0)
2 JACKS COMMAND	7	66.9m	2:02.53	60.98s (1)	31.50s (1)

Finish Position and metres gained from 800m



Trots Sectionals  
 Powered by  
[www.pjdata.com.au](http://www.pjdata.com.au)  
 Home of PJ Trots Analyser



The Racing Queensland Board (trading as Racing Queensland) and provider are not responsible for the completeness or accuracy of any of the information contained herein, and makes no representations about its suitability for any purpose.

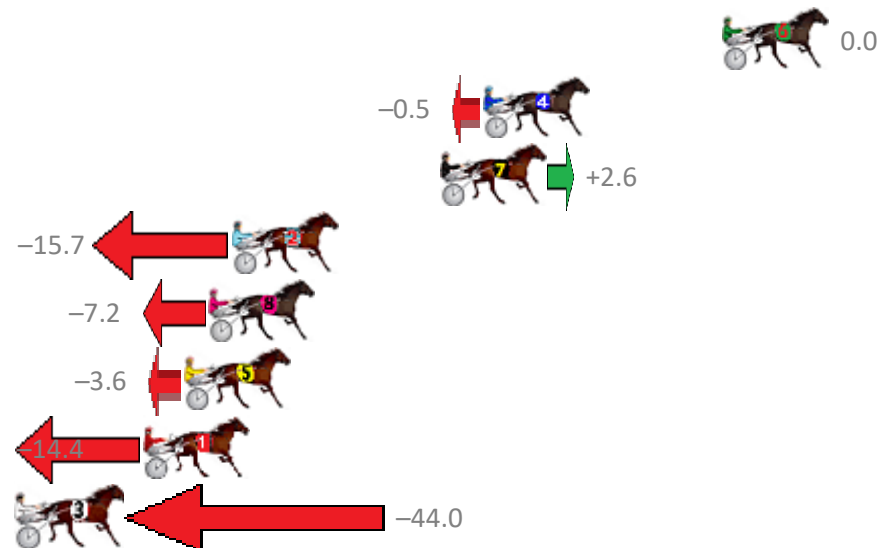
# Albion Park Race 5 Distance 2138m

Friday, 22 September 2017

Gross Time: 2:35.70 MileRate: 1:57.20 LeadTime: 36.90s First Qtr: 29.40s Second Qtr: 31.50s Third Qtr: 29.50s Fourth Qtr: 28.40s

No	Horse	Plc	Margin	Time	800Time (W)	400 Time (W)
6	MY ULTIMATE FELLA	1	0.0m	2:35.70	57.90s (0)	28.40s (0)
4	BLISSFULINFIDELITY	2	9.5m	2:36.37	57.94s (1)	28.55s (1)
7	JACK HAMMER	3	11.2m	2:36.50	57.71s (1)	28.36s (1)
2	SAMS A CHAMP	4	19.5m	2:37.08	59.04s (1)	29.63s (1)
8	CHEERS KATHY	5	20.4m	2:37.15	58.42s (0)	28.78s (0)
5	SIR ERIC	6	21.4m	2:37.22	58.16s (0)	28.78s (1)
1	COMIGAL	7	23.0m	2:37.33	58.94s (0)	29.28s (0)
3	LEXY CAN WAIT	8	48.2m	2:39.12	61.08s (0)	31.41s (0)

Finish Position and metres gained from 800m



Trots Sectionals  
 Powered by  
[www.pjdata.com.au](http://www.pjdata.com.au)  
 Home of PJ Trots Analyser



The Racing Queensland Board (trading as Racing Queensland) and provider are not responsible for the completeness or accuracy of any of the information contained herein, and makes no representations about its suitability for any purpose.

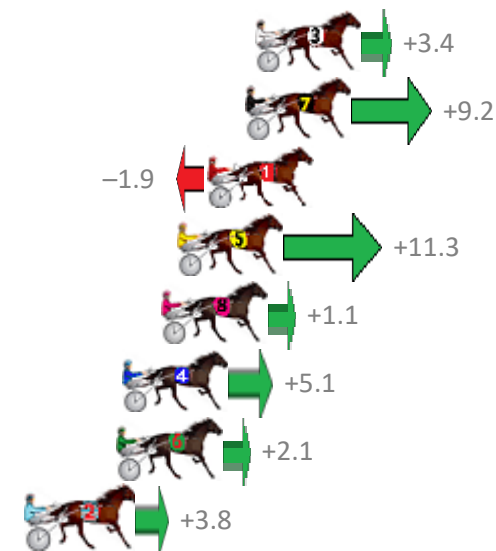
# Albion Park Race 6 Distance 1660m

Friday, 22 September 2017

Gross Time: 1:59.40 MileRate: 1:55.80 LeadTime: 3.50s First Qtr: 28.20s Second Qtr: 30.90s Third Qtr: 28.30s Fourth Qtr: 28.50s

No	Horse	Plc	Margin	Time	800Time (W)	400 Time (W)
3	BACCHUS RAUCOUS	1	0.0m	1:59.40	56.56s (1)	28.31s (1)
7	GLENFERRIE BOSS	2	0.4m	1:59.43	56.15s (2)	28.24s (2)
1	SLIPASLYGRIN	3	1.9m	1:59.54	56.93s (0)	28.64s (0)
5	NOLONGA YOUR CHOIC	4	3.1m	1:59.62	56.00s (2)	28.08s (2)
8	PASSIONATE FELLA	5	3.7m	1:59.66	56.72s (0)	28.44s (0)
4	YANKEE STRUTTER	6	5.3m	1:59.78	56.44s (0)	28.21s (0)
6	FIERY BLUE CHIP	7	5.5m	1:59.79	56.65s (1)	28.41s (1)
2	SWIFT APPROVAL	8	9.0m	2:00.04	56.53s (1)	28.33s (1)

## Finish Position and metres gained from 800m



Trots Sectionals  
 Powered by  
[www.pjdata.com.au](http://www.pjdata.com.au)  
 Home of PJ Trots Analyser



The Racing Queensland Board (trading as Racing Queensland) and provider are not responsible for the completeness or accuracy of any of the information contained herein, and makes no representations about its suitability for any purpose.

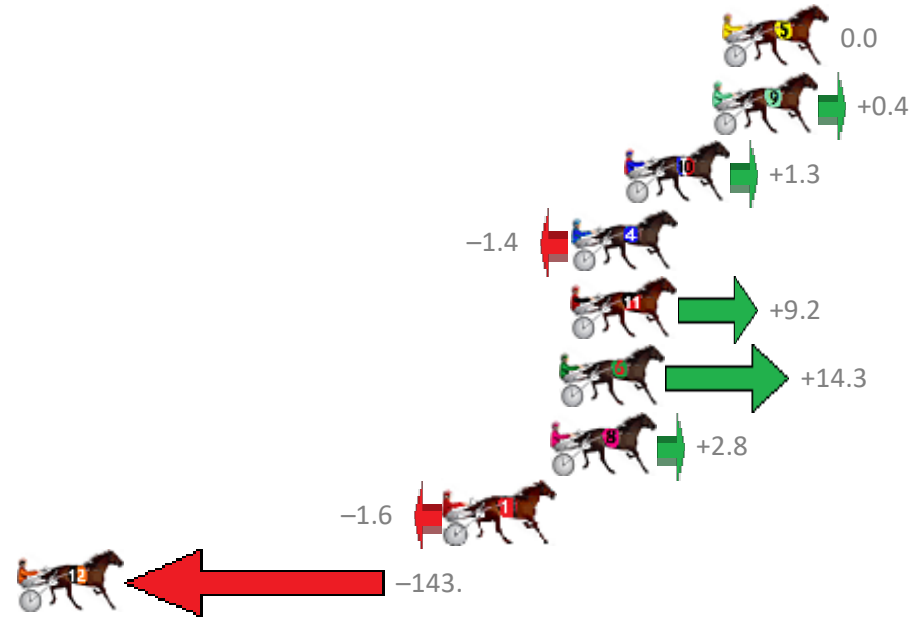
# Albion Park Race 7 Distance 1660m

Friday, 22 September 2017

Gross Time: 1:59.80 MileRate: 1:56.10 LeadTime: 3.40s First Qtr: 28.80s Second Qtr: 31.40s Third Qtr: 28.10s Fourth Qtr: 28.10s

No	Horse	Plc	Margin	Time	800Time (W)	400 Time (W)
5	MASTER MONTANA	1	0.0m	1:59.80	56.20s (0)	28.10s (0)
9	COAST WARNING	2	0.4m	1:59.83	56.17s (1)	28.07s (1)
10	GEST AS SMART	3	3.9m	2:00.07	56.11s (1)	27.92s (1)
4	MACH SAM	4	6.0m	2:00.22	56.30s (0)	28.16s (0)
11	ANN MATTGREGOR	5	6.0m	2:00.22	55.55s (1)	27.69s (2)
6	SNAKES N LADDERS	6	6.5m	2:00.26	55.20s (1)	27.77s (1)
8	SOI COWBOY	7	6.8m	2:00.28	56.00s (1)	28.11s (2)
1	MONTANA BEACH	8	11.0m	2:00.57	56.31s (0)	28.03s (0)
12	BETTING BARON	9	178.9m	2:12.37	66.28s (1)	31.54s (0)

Finish Position and metres gained from 800m



Trots Sectionals  
 Powered by  
[www.pjdata.com.au](http://www.pjdata.com.au)  
 Home of PJ Trots Analyser



The Racing Queensland Board (trading as Racing Queensland) and provider are not responsible for the completeness or accuracy of any of the information contained herein, and makes no representations about its suitability for any purpose.

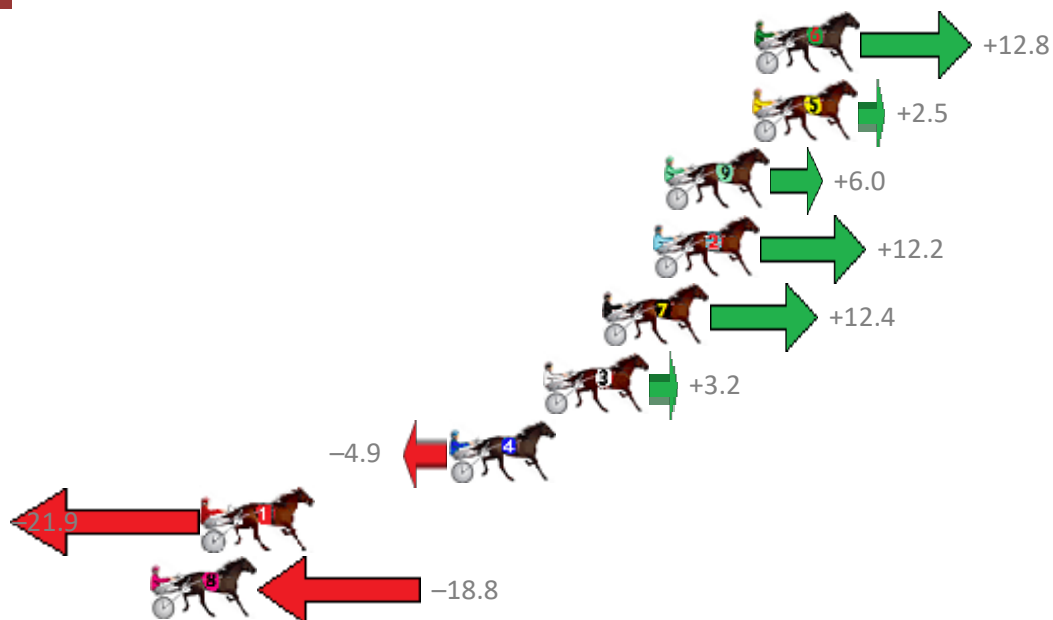
# Albion Park Race 8 Distance 2138m

Friday, 22 September 2017

Gross Time: 2:37.00    MileRate: 1:58.20    LeadTime: 37.10s    First Qtr: 31.60s    Second Qtr: 30.90s    Third Qtr: 28.80s    Fourth Qtr: 28.60s

No	Horse	Plc	Margin	Time	800Time (W)	400 Time (W)
6	SHAREAPASSION	1	0.0m	2:37.00	56.48s (2)	28.57s (2)
5	INA GREAT PLACE	2	0.1m	2:37.01	57.22s (1)	28.61s (1)
9	CHILLA BREEZE	3	3.6m	2:37.26	56.97s (0)	27.91s (0)
2	HORACE FOXLEY	4	4.0m	2:37.29	56.52s (1)	28.14s (2)
7	GANGSTER BOY	5	6.0m	2:37.43	56.51s (2)	28.61s (2)
3	LEIGHMONT	6	8.4m	2:37.60	57.17s (1)	28.50s (1)
4	RAESAWINNER	7	12.1m	2:37.87	57.75s (1)	29.09s (1)
1	NORTHERN LINE	8	21.9m	2:38.57	58.97s (0)	29.91s (0)
8	EPIRUS BOY	9	24.0m	2:38.72	58.75s (0)	29.69s (0)

Finish Position and metres gained from 800m



Trots Sectionals  
 Powered by  
[www.pjdata.com.au](http://www.pjdata.com.au)  
 Home of PJ Trots Analyser

