

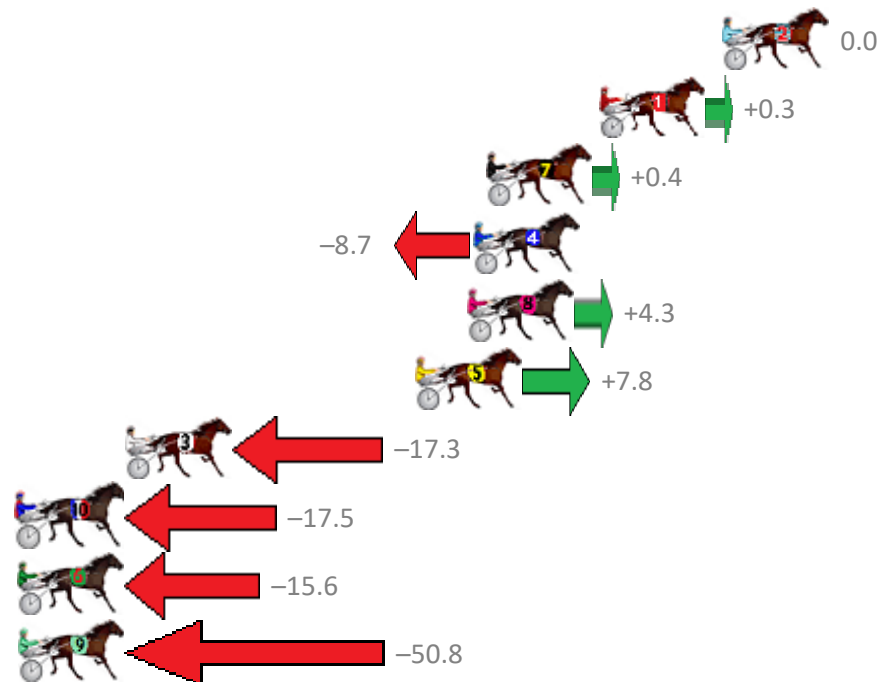
Redcliffe Race 1 Distance 1780m

Thursday, 1 February 2018

Gross Time: 2:13.60 MileRate: 2:00.80 LeadTime: 12.00s First Qtr: 30.60s Second Qtr: 30.70s Third Qtr: 29.80s Fourth Qtr: 30.50s

No	Horse	Plc	Margin	Time	800Time (W)	400 Time (W)
2	HEART OF CHANGE	1	0.0m	2:13.60	60.30s (0)	30.50s (0)
1	IM ISABELLA	2	4.9m	2:13.97	60.28s (0)	30.51s (0)
7	JULES AND DENISE	3	9.4m	2:14.32	60.27s (0)	30.50s (0)
4	FLIPPA PENNY	4	9.9m	2:14.35	60.96s (1)	31.04s (1)
8	MOONLIGHT BUTCHER	5	10.1m	2:14.37	59.98s (0)	30.17s (0)
5	THE FORMULA ONE	6	12.2m	2:14.53	59.71s (1)	30.35s (2)
3	SANTASTIC PRINCESS	7	23.7m	2:15.41	61.60s (1)	31.58s (1)
10	CERTAINLY WAITNSEE	8	33.1m	2:16.12	61.62s (1)	31.41s (2)
6	THE JEWEL THIEF	9	35.2m	2:16.28	61.48s (0)	31.46s (0)
9	ENRIQUES ME DAD	10	61.6m	2:18.30	64.13s (1)	33.84s (1)

Finish Position and metres gained from 800m



Trots Sectionals
 Powered by
www.pjdata.com.au
 Home of PJ Trots Analyser



The Racing Queensland Board (trading as Racing Queensland) and provider are not responsible for the completeness or accuracy of any of the information contained herein, and makes no representations about its suitability for any purpose.

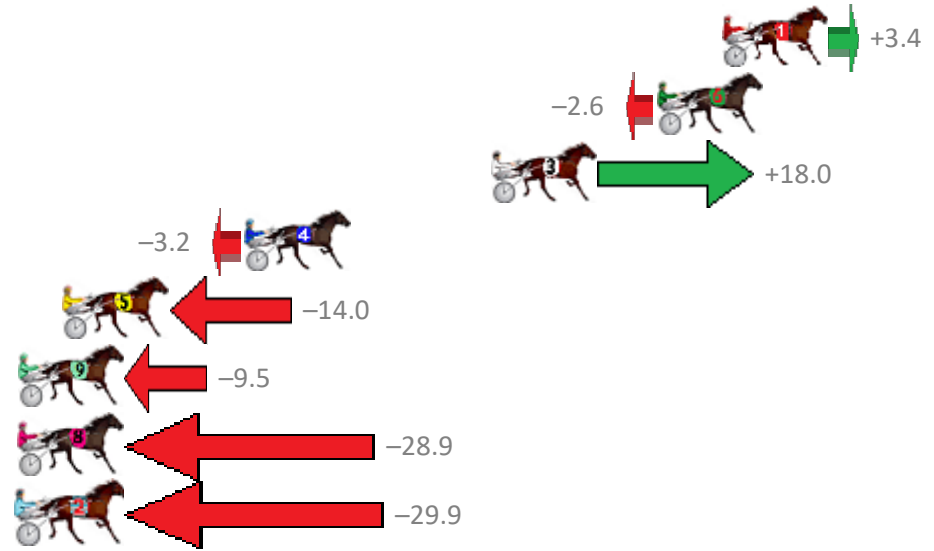
Redcliffe Race 2 Distance 1780m

Thursday, 1 February 2018

Gross Time: 2:14.00 MileRate: 2:01.10 LeadTime: 11.60s First Qtr: 31.00s Second Qtr: 30.30s Third Qtr: 29.80s Fourth Qtr: 31.30s

No	Horse	Plc	Margin	Time	800Time (W)	400 Time (W)
1	IPANEMA BEACH	1	0.0m	2:14.00	60.84s (1)	30.92s (0)
6	MIDLOIN BLUES	2	2.6m	2:14.20	61.30s (0)	31.50s (0)
3	CAUSE A BIG SCENE	3	9.2m	2:14.72	59.73s (1)	29.53s (1)
4	REDGARTERGAL	4	19.0m	2:15.49	61.34s (0)	31.55s (1)
5	PRIVATE JUJON	5	26.2m	2:16.05	62.17s (1)	32.47s (1)
9	LIZ AU BETTY	6	32.1m	2:16.51	61.83s (1)	31.73s (1)
8	SAINT MARA	7	36.1m	2:16.82	63.31s (0)	33.04s (0)
2	ZARA ZARA REIGN	8	47.5m	2:17.72	63.38s (1)	33.33s (1)

Finish Position and metres gained from 800m



Trots Sectionals
 Powered by
www.pjdata.com.au
 Home of PJ Trots Analyser



The Racing Queensland Board (trading as Racing Queensland) and provider are not responsible for the completeness or accuracy of any of the information contained herein, and makes no representations about its suitability for any purpose.

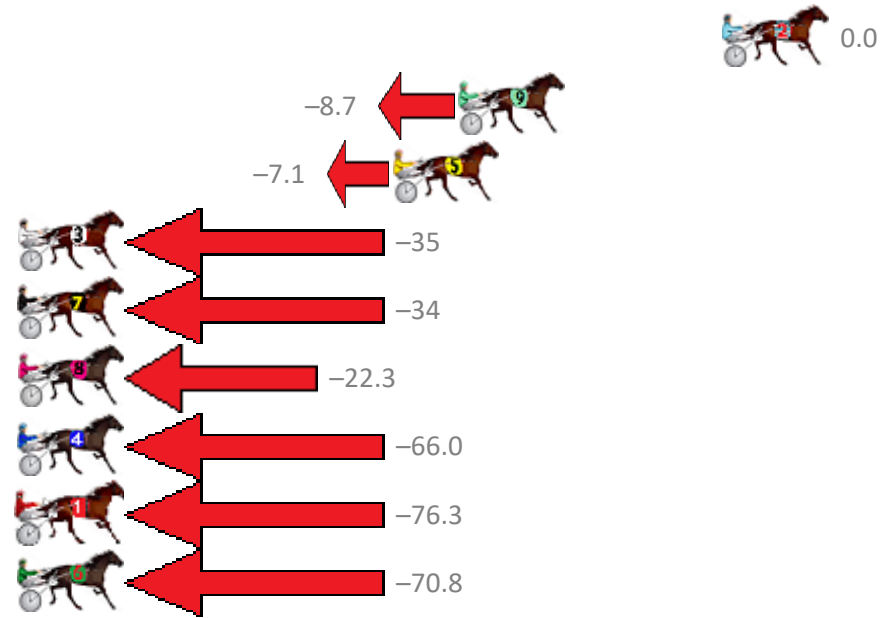
Redcliffe Race 3 Distance 2040m

Thursday, 1 February 2018

Gross Time: 2:32.10 MileRate: 2:00.00 LeadTime: 31.30s First Qtr: 30.70s Second Qtr: 30.30s Third Qtr: 29.50s Fourth Qtr: 30.30s

No	Horse	Plc	Margin	Time	800Time (W)	400 Time (W)
2	ITS ALL GO	1	0.0m	2:32.10	59.80s (0)	30.30s (0)
9	MY AJAYE	2	10.5m	2:32.90	60.45s (1)	30.69s (1)
5	LEVI JADE	3	13.1m	2:33.09	60.33s (1)	30.94s (2)
3	LIGHTHORSE	4	38.6m	2:35.02	62.37s (0)	32.54s (0)
7	LOCKTON ART	5	45.0m	2:35.51	62.30s (1)	32.48s (1)
8	CONCENTRATION	6	47.3m	2:35.68	61.47s (1)	31.17s (1)
4	HEZ TO BLAME	7	83.2m	2:38.40	64.73s (0)	33.39s (1)
1	KID CALVERT	8	88.5m	2:38.80	65.50s (0)	33.82s (0)
6	IRRESISTABLE GABBY	9	91.2m	2:39.01	65.09s (1)	34.53s (0)

Finish Position and metres gained from 800m



Trots Sectionals
 Powered by
www.pjdata.com.au
 Home of PJ Trots Analyser



The Racing Queensland Board (trading as Racing Queensland) and provider are not responsible for the completeness or accuracy of any of the information contained herein, and makes no representations about its suitability for any purpose.

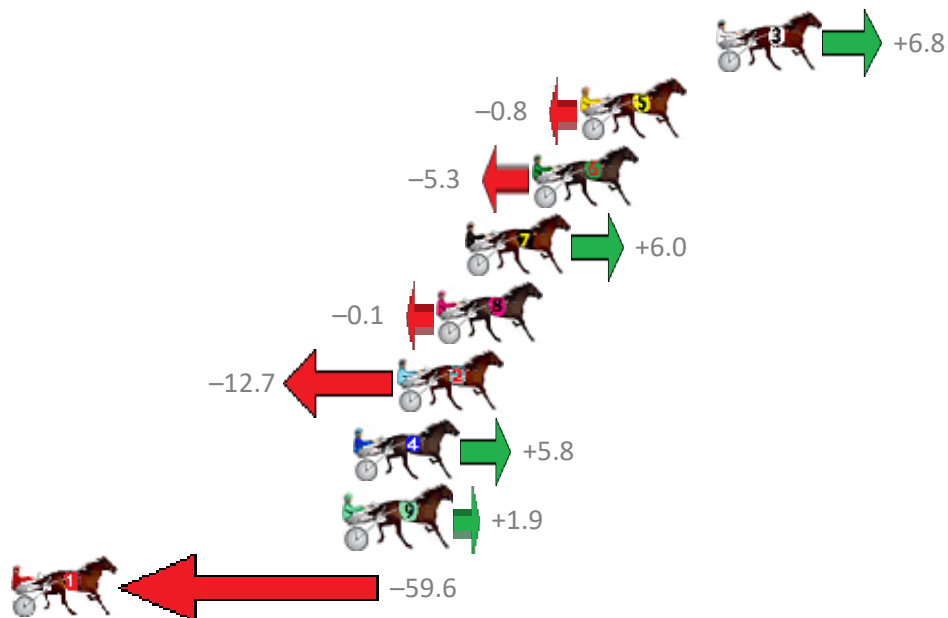
Redcliffe Race 4 Distance 1780m

Thursday, 1 February 2018

Gross Time: 2:13.60 MileRate: 2:00.80 LeadTime: 11.80s First Qtr: 30.20s Second Qtr: 30.30s Third Qtr: 30.30s Fourth Qtr: 31.00s

No Horse	Plc	Margin	Time	800Time (W)	400 Time (W)
3 WHAT A FLIGHT	1	0.0m	2:13.60	60.78s (1)	30.67s (1)
5 TIME TRAVELLER	2	5.4m	2:14.02	61.36s (0)	31.00s (0)
6 ROCKNROLL AMBER	3	7.3m	2:14.17	61.71s (1)	31.57s (1)
7 ROCKWITH THEDEVIL	4	10.0m	2:14.38	60.84s (0)	30.72s (1)
8 ANY WONDER	5	11.1m	2:14.46	61.31s (1)	31.19s (1)
2 FLASHING GOOD TIME	6	12.7m	2:14.58	62.27s (0)	31.89s (0)
4 TOSCA JACK	7	14.4m	2:14.72	60.86s (0)	30.77s (2)
9 JOHNNYCAKE	8	14.7m	2:14.74	61.15s (1)	31.15s (2)
1 CAGNEY	9	71.4m	2:19.13	65.87s (0)	35.23s (0)

Finish Position and metres gained from 800m



Trots Sectionals
 Powered by
www.pjdata.com.au
 Home of PJ Trots Analyser



The Racing Queensland Board (trading as Racing Queensland) and provider are not responsible for the completeness or accuracy of any of the information contained herein, and makes no representations about its suitability for any purpose.

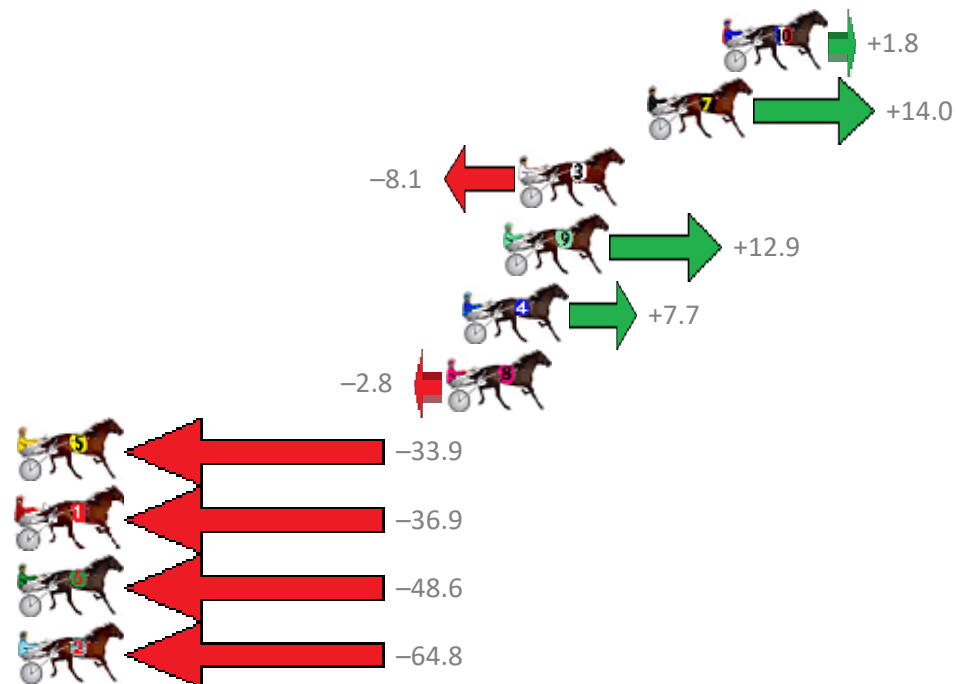
Redcliffe Race 5 Distance 2040m

Thursday, 1 February 2018

Gross Time: 2:35.20 MileRate: 2:02.40 LeadTime: 31.10s First Qtr: 30.70s Second Qtr: 30.40s Third Qtr: 30.90s Fourth Qtr: 32.10s

No	Horse	Plc	Margin	Time	800Time (W)	400 Time (W)
10	XTRAORDINARY LOMB	1	0.0m	2:35.20	62.86s (2)	31.92s (2)
7	MIDNIGHT BENDER	2	3.0m	2:35.44	61.90s (0)	30.66s (1)
3	COLADA RAINBOW	3	8.1m	2:35.85	63.64s (0)	32.75s (0)
9	HOT DOGMA	4	8.7m	2:35.90	61.98s (0)	31.51s (2)
4	ARMBROS LAD	5	10.3m	2:36.03	62.39s (1)	32.19s (2)
8	ITS ALL TORQUE	6	11.0m	2:36.08	63.22s (1)	32.52s (0)
5	LEO THE LION	7	34.1m	2:37.94	65.67s (1)	34.68s (1)
1	MACS CHOICE	8	49.3m	2:39.16	65.91s (0)	34.11s (0)
6	KYLIE BROMAC	9	61.8m	2:40.16	66.83s (1)	35.73s (1)
2	OOZINVILLE	10	72.8m	2:41.04	68.10s (0)	36.34s (0)

Finish Position and metres gained from 800m



Trots Sectionals
 Powered by
www.pjdata.com.au
 Home of PJ Trots Analyser












The Racing Queensland Board (trading as Racing Queensland) and provider are not responsible for the completeness or accuracy of any of the information contained herein, and makes no representations about its suitability for any purpose.

Redcliffe Race 6 Distance 1780m

Thursday, 1 February 2018

Gross Time: 2:10.70 MileRate: 1:58.20 LeadTime: 11.30s First Qtr: 30.30s Second Qtr: 31.10s Third Qtr: 29.20s Fourth Qtr: 28.80s

No	Horse	Plc	Margin	Time	800Time (W)	400 Time (W)	Finish Position and metres gained from 800m
9	PALE BEAR BOO	1	0.0m	2:10.70	58.00s (0)	28.80s (0)	 0.0
4	COMIGAL	2	19.6m	2:12.11	58.83s (1)	29.79s (0)	-11.4 
8	HERITAGE BEACH	3	21.3m	2:12.23	58.59s (1)	29.50s (1)	-8.1 
6	BOB GAGE	4	34.2m	2:13.16	58.99s (0)	29.40s (1)	-13.6 
7	KATNISS	5	40.8m	2:13.64	60.17s (0)	30.48s (0)	-30.0 
3	NOTTELLINYA	6	56.2m	2:14.75	60.68s (1)	31.42s (1)	-37 
2	LONG DIRT ROAD	7	59.5m	2:14.98	62.11s (1)	32.21s (0)	-56.7 
5	VILLAGE TREASURE	8	104.0m	2:18.19	64.39s (0)	33.81s (1)	-88.2 
1	COUNTING STARS	9	143.1m	2:21.00	67.94s (0)	36.42s (0)	-137. 



Trots Sectionals
 Powered by
www.pjdata.com.au
 Home of PJ Trots Analyser



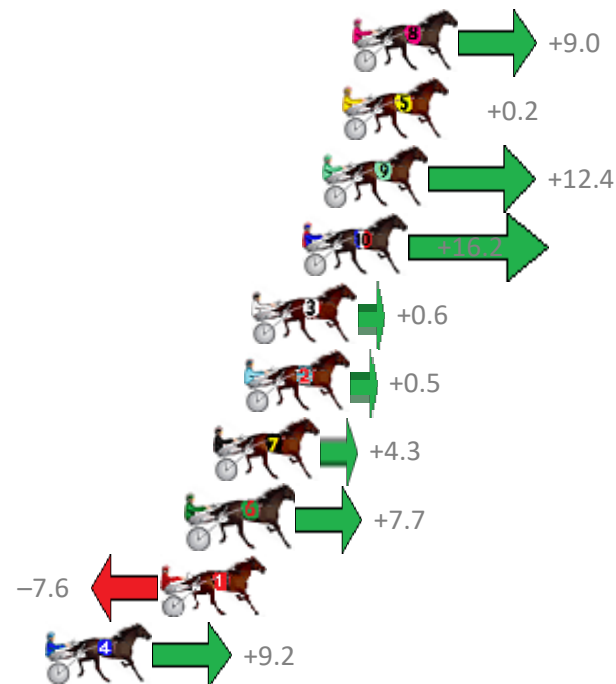
Redcliffe Race 7 Distance 2040m

Thursday, 1 February 2018

Gross Time: 2:35.50 MileRate: 2:02.60 LeadTime: 31.50s First Qtr: 32.20s Second Qtr: 31.80s Third Qtr: 29.40s Fourth Qtr: 30.60s

No	Horse	Plc	Margin	Time	800Time (W)	400 Time (W)
8	MASTER MONTANA	1	0.0m	2:35.50	59.33s (1)	30.16s (2)
5	JAZZY ARTIST	2	0.4m	2:35.53	59.99s (1)	30.43s (1)
9	CALCAVADO	3	1.2m	2:35.59	59.07s (2)	29.88s (2)
10	MAJOR STRIKE	4	2.0m	2:35.65	58.78s (2)	29.61s (2)
3	BRASS LANTERN	5	4.0m	2:35.81	59.96s (0)	30.34s (0)
2	HOT ROD HEAVEN	6	4.3m	2:35.83	59.96s (1)	30.41s (1)
7	ZALTA	7	5.5m	2:35.92	59.68s (0)	30.00s (0)
6	THE AMERICAN DREAM	8	6.5m	2:36.00	59.42s (1)	30.16s (1)
1	HE CAN TALK	9	7.6m	2:36.08	60.57s (0)	31.18s (0)
4	MISTER FANTANGLES	10	12.2m	2:36.43	59.31s (0)	30.11s (0)

Finish Position and metres gained from 800m



Trots Sectionals
 Powered by
www.pjdata.com.au
 Home of PJ Trots Analyser



The Racing Queensland Board (trading as Racing Queensland) and provider are not responsible for the completeness or accuracy of any of the information contained herein, and makes no representations about its suitability for any purpose.

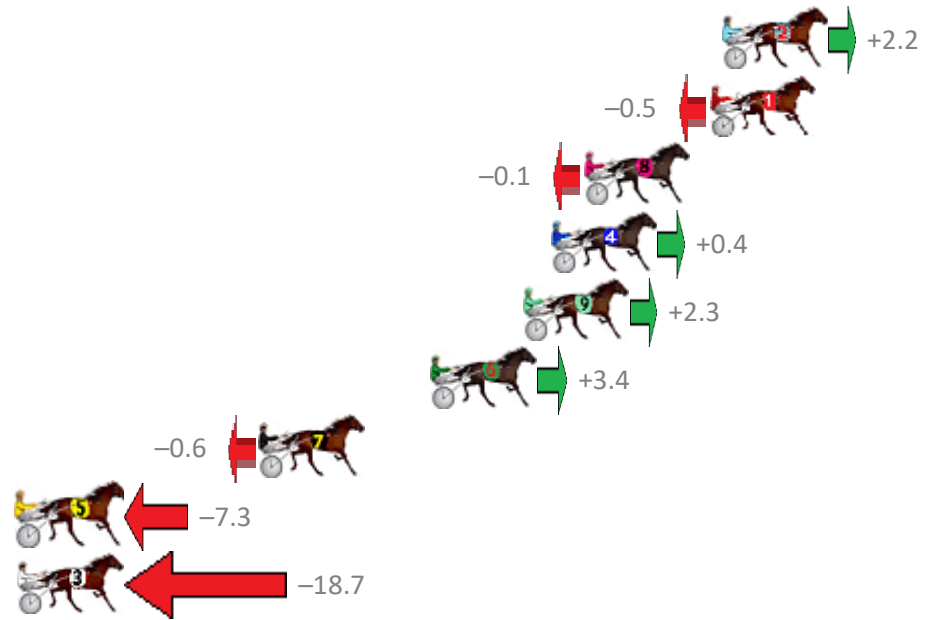
Redcliffe Race 8 Distance 1780m

Thursday, 1 February 2018

Gross Time: 2:14.50 MileRate: 2:01.60 LeadTime: 11.50s First Qtr: 31.90s Second Qtr: 32.10s Third Qtr: 30.40s Fourth Qtr: 28.60s

No	Horse	Plc	Margin	Time	800Time (W)	400 Time (W)
2	MAGOOGAN	1	0.0m	2:14.50	58.84s (1)	28.53s (1)
1	CROWNING GLORY	2	0.5m	2:14.54	59.04s (0)	28.64s (0)
8	CHEERS KATHY	3	5.5m	2:14.89	59.01s (0)	28.62s (0)
4	ILLAWONG DREAMTIM	4	6.8m	2:14.99	58.97s (1)	28.64s (1)
9	VADER	5	7.9m	2:15.06	58.83s (0)	28.44s (0)
6	JUSTA DALE	6	11.6m	2:15.33	58.75s (0)	28.39s (0)
7	FIERY BLUE CHIP	7	18.4m	2:15.82	59.04s (1)	29.40s (2)
5	JUDAH BEN HUR	8	29.5m	2:16.61	59.54s (1)	29.74s (2)
3	TORQUE LIVELY	9	31.5m	2:16.75	60.38s (1)	29.87s (1)

Finish Position and metres gained from 800m



Trots Sectionals
 Powered by
www.pjdata.com.au
 Home of PJ Trots Analyser

