

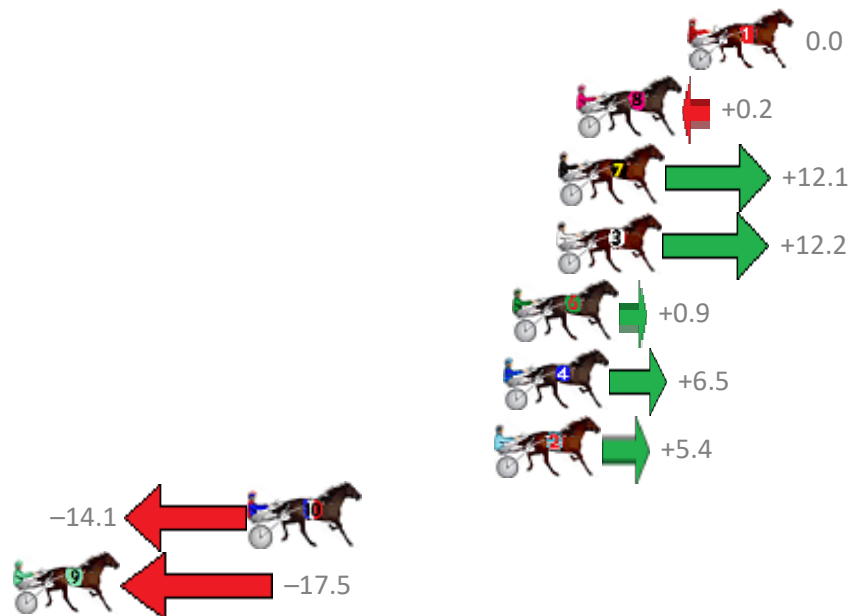
Albion Park Race 1 Distance 2138m

Saturday, 10 February 2018

Gross Time: 2:33.10 MileRate: 1:55.30 LeadTime: 37.00s First Qtr: 29.40s Second Qtr: 30.60s Third Qtr: 28.00s Fourth Qtr: 28.10s

NoHorse	Plc	Margin	Time	800Time (W)	400 Time (W)
1 MAJESTIC MAJOR	1	0.0m	2:33.10	56.10s (0)	28.10s (0)
8 JOYS A BABE	2	4.4m	2:33.41	56.09s (0)	28.02s (0)
7 WITHALOTOFLUCK	3	5.1m	2:33.46	55.25s (2)	27.78s (2)
3 OUR HI JINX	4	5.2m	2:33.47	55.24s (1)	27.45s (2)
6 SMOOTH SHOWGIRL	5	6.9m	2:33.58	56.04s (1)	28.50s (1)
4 JACKAROO BROMAC	6	7.3m	2:33.61	55.64s (0)	27.31s (2)
2 VILLAGE WITCH	7	7.6m	2:33.63	55.72s (1)	28.37s (2)
10 BEAVER	8	17.3m	2:34.32	57.09s (1)	28.50s (0)
9 IDEAL SCOTT	9	26.7m	2:34.98	57.33s (0)	28.74s (1)

Finish Position and metres gained from 800m



Trots Sectionals
 Powered by
www.pjdata.com.au
 Home of PJ Trots Analyser



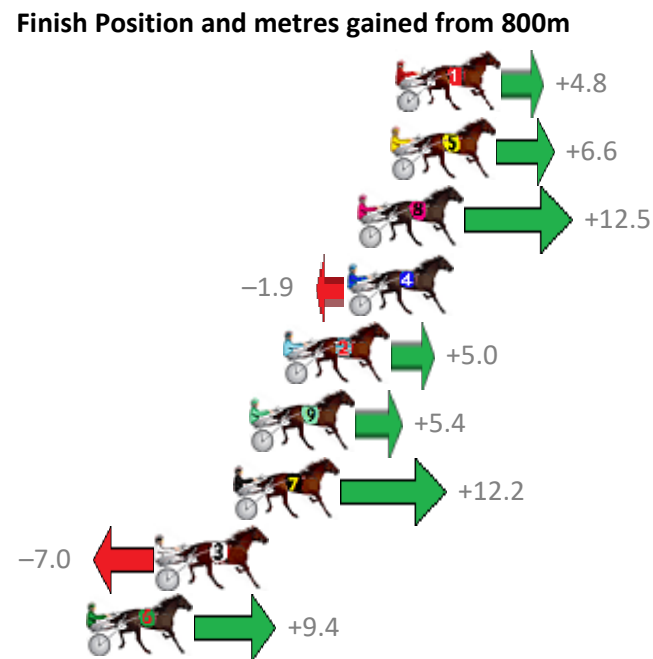
The Racing Queensland Board (trading as Racing Queensland) and provider are not responsible for the completeness or accuracy of any of the information contained herein, and makes no representations about its suitability for any purpose.

Albion Park Race 2 Distance 1660m

Saturday, 10 February 2018

Gross Time: 1:59.60 MileRate: 1:56.00 LeadTime: 3.50s First Qtr: 28.40s Second Qtr: 31.00s Third Qtr: 27.90s Fourth Qtr: 28.80s

NoHorse	Plc	Margin	Time	800Time (W)	400 Time (W)
1 MASTER MONTANA	1	0.0m	1:59.60	56.36s (0)	28.41s (0)
5 YANKEE STRUTTER	2	0.2m	1:59.61	56.23s (1)	28.30s (1)
8 CASINO TOMMY	3	1.5m	1:59.71	55.81s (0)	27.84s (0)
4 KARLOO MAC	4	1.9m	1:59.74	56.83s (0)	28.94s (0)
2 COMEON HOWZAT	5	4.4m	1:59.92	56.35s (0)	28.38s (0)
9 RUATO BAY	6	5.8m	2:00.02	56.32s (1)	28.40s (1)
7 LORNE BEACH	7	6.4m	2:00.06	55.84s (0)	28.12s (1)
3 HEROIC OUTLAW	8	9.4m	2:00.28	57.20s (1)	29.28s (1)
6 OCEANS PREDATOR	9	12.2m	2:00.48	56.03s (1)	28.47s (2)
10 WAMBOYNE WOODY	10	25.6m	2:01.44	57.37s (1)	29.76s (2)



Trots Sectionals
 Powered by
www.pjdata.com.au
 Home of PJ Trots Analyser



The Racing Queensland Board (trading as Racing Queensland) and provider are not responsible for the completeness or accuracy of any of the information contained herein, and makes no representations about its suitability for any purpose.

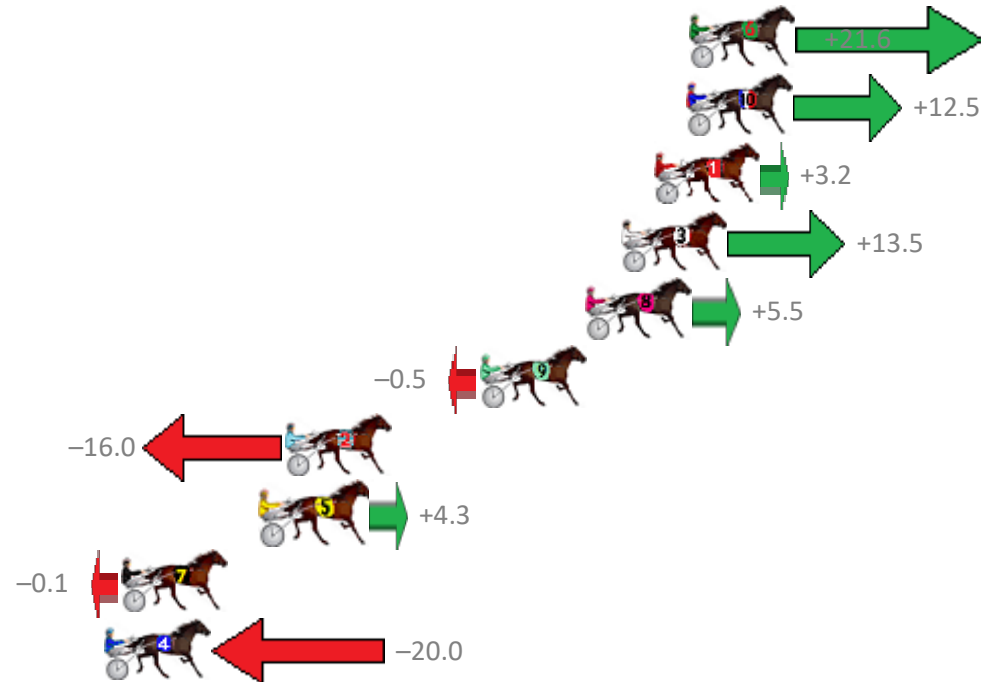
Albion Park Race 3 Distance 1660m

Saturday, 10 February 2018

Gross Time: 1:58.20 MileRate: 1:54.60 LeadTime: 3.50s First Qtr: 26.70s Second Qtr: 29.30s Third Qtr: 29.00s Fourth Qtr: 29.70s

NoHorse	Plc	Margin	Time	800Time (W)	400 Time (W)
6 SPEEDIE MCARDLE	1	0.0m	1:58.20	57.12s (1)	28.65s (2)
10 GERONIMO BEAU	2	0.1m	1:58.21	57.78s (2)	29.07s (2)
1 SURFACE TO AIR	3	1.4m	1:58.30	58.47s (0)	29.30s (0)
3 ELLIOTT BROMAC	4	2.7m	1:58.40	57.71s (1)	29.05s (1)
8 CROWNING GLORY	5	4.1m	1:58.50	58.30s (0)	29.10s (0)
9 GAME WE PLAY	6	8.3m	1:58.82	58.74s (1)	30.02s (2)
2 BACK PAGE NEWS	7	16.0m	1:59.39	59.87s (0)	30.89s (0)
5 LONGSHANKS	8	16.9m	1:59.45	58.38s (3)	29.28s (1)
7 WITH AUTHORITY	9	22.5m	1:59.87	58.71s (2)	30.08s (3)
4 ROCKNROLL MUSIC	10	23.2m	1:59.92	60.17s (1)	30.89s (1)

Finish Position and metres gained from 800m



Trots Sectionals
 Powered by
www.pjdata.com.au
 Home of PJ Trots Analyser



The Racing Queensland Board (trading as Racing Queensland) and provider are not responsible for the completeness or accuracy of any of the information contained herein, and makes no representations about its suitability for any purpose.


Albion Park Race 4 Distance 2138m

Saturday, 10 February 2018

Gross Time: 2:37.10 MileRate: 1:58.20 LeadTime: 38.20s First Qtr: 30.70s Second Qtr: 31.40s Third Qtr: 29.00s Fourth Qtr: 27.80s

NoHorse	Plc	Margin	Time	800Time (W)	400 Time (W)
1 YOUNG AMERICAN	1	0.0m	2:37.10	56.80s (0)	27.80s (0)
5 OUTLAW FELLA	2	0.1m	2:37.11	56.68s (1)	27.71s (1)
2 CONSTANTLYSIDEWAYS	3	2.1m	2:37.25	56.61s (0)	27.60s (0)
3 ANNIKA MAGIC	4	3.4m	2:37.34	56.57s (1)	27.62s (1)
4 CORPORAL LUNA	5	6.6m	2:37.56	56.46s (2)	27.91s (2)
6 GUYS BETTOR BET	6	6.7m	2:37.57	56.17s (2)	27.60s (2)
8 RATE HIGHLY	7	9.9m	2:37.79	56.82s (0)	27.81s (0)
7 TREVS NO ANGEL	8	10.3m	2:37.82	56.11s (1)	27.75s (1)

Finish Position and metres gained from 800m



Trots Sectionals
 Powered by
www.pjdata.com.au
 Home of PJ Trots Analyser



The Racing Queensland Board (trading as Racing Queensland) and provider are not responsible for the completeness or accuracy of any of the information contained herein, and makes no representations about its suitability for any purpose.

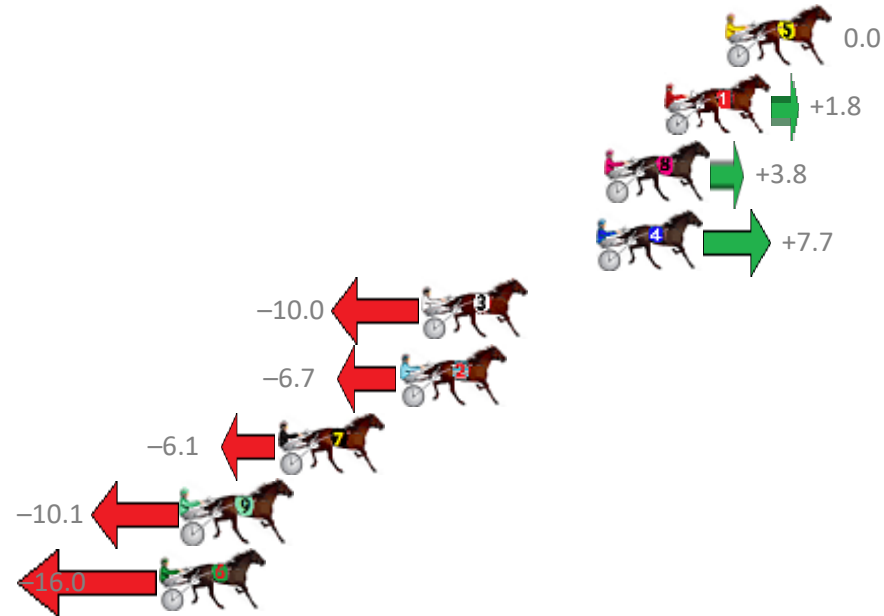
Albion Park Race 5 Distance 1660m

Saturday, 10 February 2018

Gross Time: 1:59.50 MileRate: 1:55.80 LeadTime: 3.60s First Qtr: 27.20s Second Qtr: 30.70s Third Qtr: 28.80s Fourth Qtr: 29.20s

NoHorse	Plc	Margin	Time	800Time (W)	400 Time (W)
5 WEEDONS EXPRESS	1	0.0m	1:59.50	58.00s (0)	29.20s (0)
1 HARD TO HEAR	2	2.4m	1:59.68	57.87s (0)	29.04s (0)
8 LEVI JADE	3	4.8m	1:59.85	57.72s (0)	28.86s (0)
4 ROCKY CARRINGTON	4	5.1m	1:59.87	57.44s (0)	28.58s (0)
3 THE ENDEAVOUR	5	12.0m	2:00.38	58.72s (1)	29.68s (1)
2 FIERY BLUE CHIP	6	12.9m	2:00.44	58.49s (1)	29.41s (1)
7 MIDNIGHT MONTANA	7	17.7m	2:00.79	58.44s (1)	29.40s (1)
9 GLOVEMAN GILLY	8	21.5m	2:01.07	58.73s (2)	29.76s (3)
6 BETTOR TOGETHER	9	22.4m	2:01.14	59.16s (2)	30.06s (2)

Finish Position and metres gained from 800m



Trots Sectionals
 Powered by
www.pjdata.com.au
 Home of PJ Trots Analyser



The Racing Queensland Board (trading as Racing Queensland) and provider are not responsible for the completeness or accuracy of any of the information contained herein, and makes no representations about its suitability for any purpose.

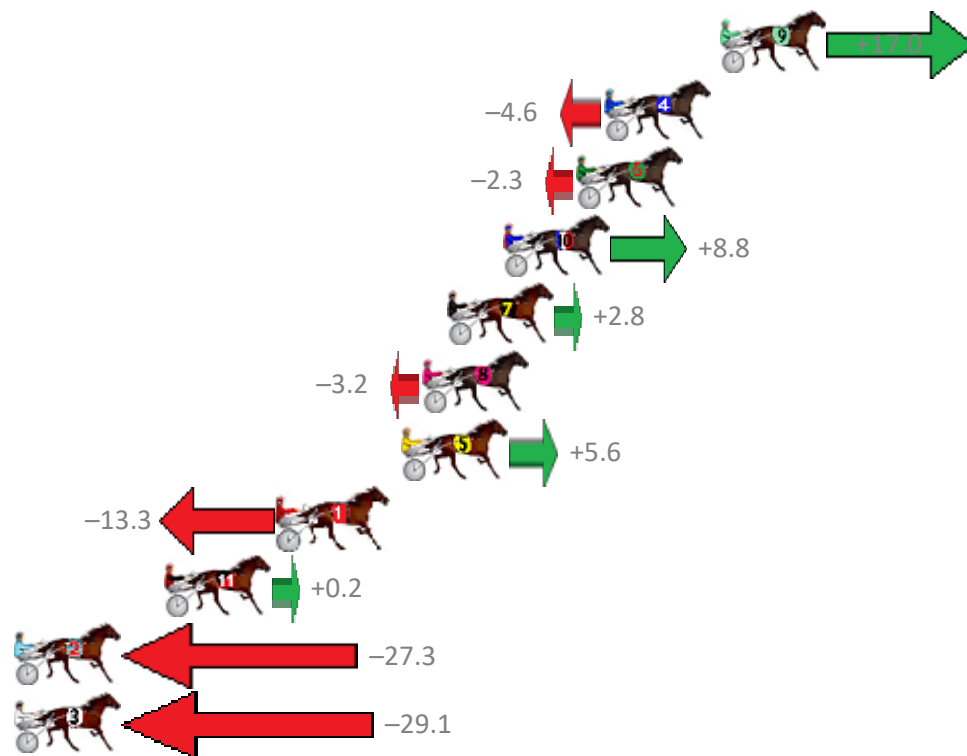
Albion Park Race 6 Distance 2138m

Saturday, 10 February 2018

Gross Time: 2:35.10 MileRate: 1:56.70 LeadTime: 37.30s First Qtr: 30.40s Second Qtr: 30.00s Third Qtr: 28.80s Fourth Qtr: 28.60s

NoHorse	Plc	Margin	Time	800Time (W)	400 Time (W)
9 CLINTAL DO	1	0.0m	2:35.10	56.18s (1)	27.57s (2)
4 OUR MAJOR DAY	2	4.6m	2:35.43	57.73s (0)	28.93s (0)
6 LIVING GRAND	3	5.7m	2:35.51	57.57s (1)	28.81s (1)
10 MISTER BLACKJACK	4	8.6m	2:35.71	56.77s (2)	28.91s (2)
7 RIVERLEIGH JEFF	5	10.8m	2:35.87	57.20s (0)	28.43s (0)
8 BELLA RIPPIN	6	11.8m	2:35.94	57.63s (0)	28.84s (0)
5 BLISSFULINFIDELITY	7	12.6m	2:36.00	57.00s (0)	28.24s (0)
1 KEARNEY LANE	8	17.5m	2:36.35	58.35s (0)	29.55s (0)
11 RARING TO GO	9	22.0m	2:36.67	57.39s (2)	29.47s (2)
2 MY ULTIMATE HELL	10	35.7m	2:37.65	59.36s (1)	30.31s (1)
3 DOMESTIC ART	11	41.9m	2:38.10	59.49s (1)	30.42s (1)

Finish Position and metres gained from 800m



Trots Sectionals
 Powered by
www.pjdata.com.au
 Home of PJ Trots Analyser



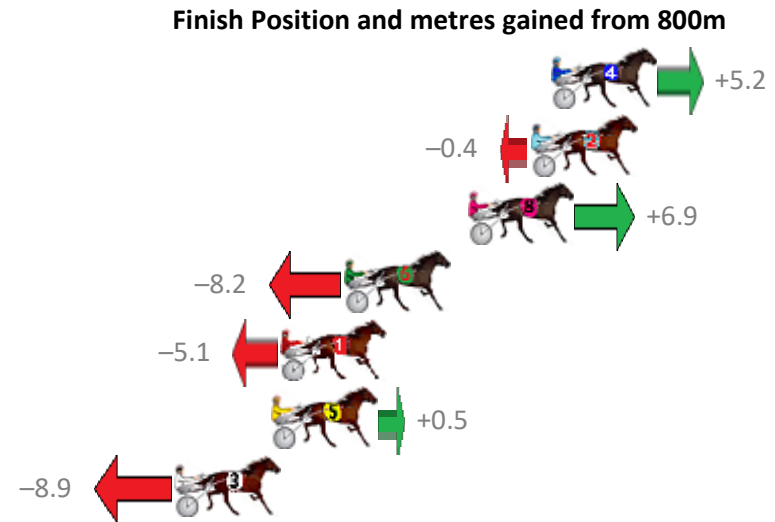
The Racing Queensland Board (trading as Racing Queensland) and provider are not responsible for the completeness or accuracy of any of the information contained herein, and makes no representations about its suitability for any purpose.

Albion Park Race 7 Distance 1660m

Saturday, 10 February 2018

Gross Time: 1:57.10 MileRate: 1:53.50 LeadTime: 3.40s First Qtr: 27.50s Second Qtr: 30.10s Third Qtr: 27.90s Fourth Qtr: 28.20s

NoHorse	Plc	Margin	Time	800Time (W)	400 Time (W)
4 ALLELUIA	1	0.0m	1:57.10	55.74s (1)	27.83s (1)
2 MAKO BANNER	2	0.8m	1:57.16	56.13s (0)	28.26s (0)
8 MAFUTA VAUTIN	3	3.3m	1:57.33	55.62s (1)	27.77s (1)
6 POLISHED ROCKS	4	8.2m	1:57.68	56.68s (1)	28.74s (1)
1 STORMFORTHEBOYS	5	10.7m	1:57.85	56.46s (0)	28.49s (0)
5 BETTABE PERFECT	6	11.1m	1:57.88	56.06s (2)	28.26s (3)
3 WRITTEN IN RED	7	14.9m	1:58.15	56.72s (2)	28.77s (2)



Trots Sectionals
 Powered by
www.pjdata.com.au
 Home of PJ Trots Analyser



The Racing Queensland Board (trading as Racing Queensland) and provider are not responsible for the completeness or accuracy of any of the information contained herein, and makes no representations about its suitability for any purpose.

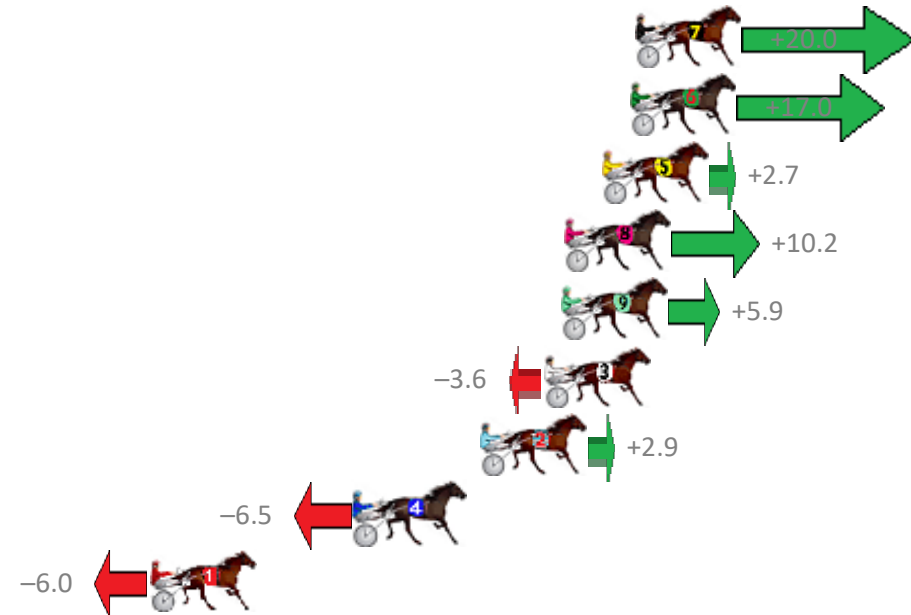
Albion Park Race 8 Distance 1660m

Saturday, 10 February 2018

Gross Time: 1:57.50 MileRate: 1:53.90 LeadTime: 3.50s First Qtr: 27.20s Second Qtr: 30.40s Third Qtr: 27.80s Fourth Qtr: 28.60s

NoHorse	Plc	Margin	Time	800Time (W)	400 Time (W)
7 FRANKIE ROCKS	1	0.0m	1:57.50	54.99s (2)	28.14s (2)
6 LANCELOT BROMAC	2	0.2m	1:57.51	55.20s (1)	27.77s (2)
5 FEEL THE COURAGE	3	1.3m	1:57.59	56.21s (1)	28.68s (1)
8 BROADWAY PLAYBOY	4	2.8m	1:57.70	55.68s (1)	28.04s (1)
9 OVERLAP	5	2.9m	1:57.71	55.98s (1)	28.38s (1)
3 MAYWYNS BEST	6	3.6m	1:57.76	56.65s (0)	28.86s (0)
2 BATTLE BORN	7	6.1m	1:57.94	56.20s (0)	28.38s (0)
4 STARZZZ OF ICON	8	11.1m	1:58.29	56.86s (0)	29.04s (0)
1 LOMBO RANMILES	9	19.2m	1:58.87	56.82s (0)	28.86s (0)

Finish Position and metres gained from 800m



Trots Sectionals
 Powered by
www.pjdata.com.au
 Home of PJ Trots Analyser



The Racing Queensland Board (trading as Racing Queensland) and provider are not responsible for the completeness or accuracy of any of the information contained herein, and makes no representations about its suitability for any purpose.

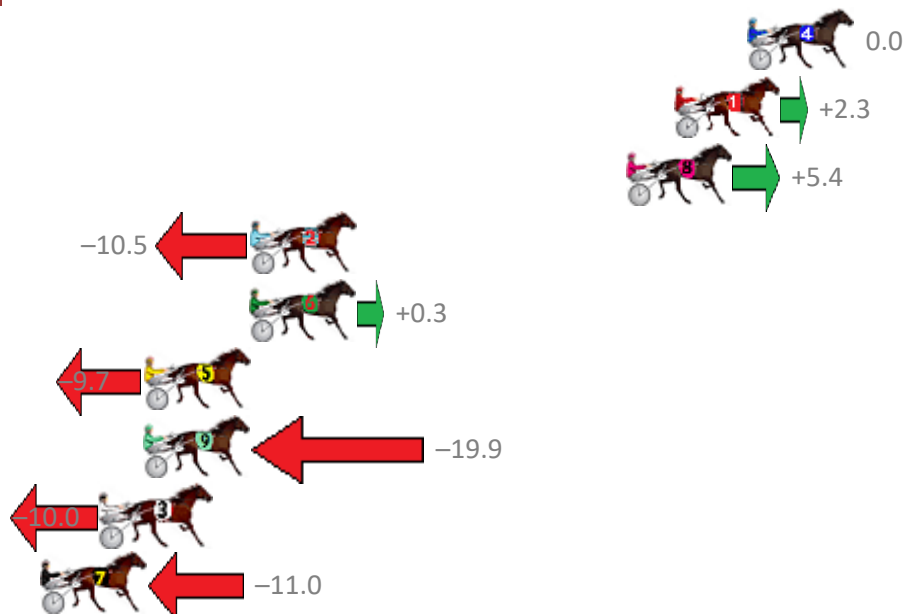
Albion Park Race 9 Distance 2138m

Saturday, 10 February 2018

Gross Time: 2:32.60 MileRate: 1:54.80 LeadTime: 37.90s First Qtr: 29.40s Second Qtr: 28.80s Third Qtr: 27.70s Fourth Qtr: 28.80s

NoHorse	Plc	Margin	Time	800Time (W)	400 Time (W)
4 GANGSTER BOY	1	0.0m	2:32.60	56.50s (0)	28.80s (0)
1 TOP TRIO	2	2.9m	2:32.81	56.34s (0)	28.65s (0)
8 ARROKEEFE	3	4.8m	2:32.95	56.12s (0)	28.41s (0)
2 TALLYHO BROMAC	4	19.7m	2:34.02	57.24s (1)	29.22s (1)
6 LONG ROAD TO FAME	5	19.7m	2:34.02	56.48s (0)	28.65s (1)
5 LEXUS ON THE BEACH	6	23.9m	2:34.32	57.19s (1)	29.22s (2)
9 WYNBERG TERROR	7	23.9m	2:34.32	57.91s (1)	29.84s (1)
3 MAJOR MOMENT	8	25.6m	2:34.44	57.21s (0)	29.42s (0)
7 JESSICA AMBER	9	29.6m	2:34.73	57.28s (1)	29.33s (2)

Finish Position and metres gained from 800m



Trots Sectionals
 Powered by
www.pjdata.com.au
 Home of PJ Trots Analyser




The Racing Queensland Board (trading as Racing Queensland) and provider are not responsible for the completeness or accuracy of any of the information contained herein, and makes no representations about its suitability for any purpose.

Albion Park Race 10 Distance 2138m

Saturday, 10 February 2018

Gross Time: 2:36.50 MileRate: 1:57.80 LeadTime: 40.00s First Qtr: 30.30s Second Qtr: 29.40s Third Qtr: 28.20s Fourth Qtr: 28.60s

NoHorse	Plc	Margin	Time	800Time (W)	400 Time (W)
4 THE MUSE	1	0.0m	2:36.50	56.63s (1)	28.59s (1)
3 FIRE ONE	2	8.5m	2:37.11	57.40s (0)	29.21s (0)
9 COVERT BEAUTY	3	8.6m	2:37.11	56.77s (2)	28.84s (2)
1 HAVETOGETAWAYMOR	4	9.5m	2:37.18	57.16s (0)	28.94s (0)
5 ROCKNROLL AMBER	5	11.0m	2:37.29	56.62s (2)	28.66s (2)
6 CALL ME YOURS	6	13.5m	2:37.47	56.79s (1)	28.72s (1)
8 OUR DIAMOND EDITON	7	14.9m	2:37.57	57.20s (0)	28.86s (0)
2 HEAVENS HINT	8	16.3m	2:37.67	57.49s (1)	29.28s (1)
7 CORALIE JOY	9	18.1m	2:37.79	56.82s (1)	28.75s (2)



Trots Sectionals
 Powered by
www.pjdata.com.au
 Home of PJ Trots Analyser



The Racing Queensland Board (trading as Racing Queensland) and provider are not responsible for the completeness or accuracy of any of the information contained herein, and makes no representations about its suitability for any purpose.