


# Albion Park Race 1 Distance 1660m

Sunday, 4 March 2018

Gross Time: 1:59.40 MileRate: 1:55.70 LeadTime: 3.40s First Qtr: 27.40s Second Qtr: 30.00s Third Qtr: 29.60s Fourth Qtr: 29.00s

No	Horse	Plc	Margin	Time	800Time (W)	400 Time (W)
6	MY AJAYE	1	0.0m	1:59.40	58.60s (0)	29.00s (0)
11	LEVI JADE	2	0.4m	1:59.43	56.94s (1)	28.99s (1)
8	SWAFFHAM WATER	3	15.8m	2:00.55	58.76s (0)	29.04s (1)
4	COAST WARNING	4	20.3m	2:00.87	59.76s (0)	30.05s (0)
2	SOLDIER OF FORTUNE	5	21.5m	2:00.96	59.50s (0)	29.79s (0)
1	CAGNEY	6	27.7m	2:01.41	59.65s (1)	30.23s (1)
7	ELZBOY	7	31.2m	2:01.66	58.56s (2)	30.20s (2)
9	DOOLITTLE DOOFY	8	43.1m	2:02.52	60.34s (0)	30.62s (0)
5	JUST PIT BOSS	9	51.8m	2:03.16	60.31s (1)	31.13s (1)
3	IM ISABELLA	10	51.9m	2:03.16	60.06s (0)	30.86s (0)

Finish Position and metres gained from 800m



Trots Sectionals  
 Powered by  
[www.pjdata.com.au](http://www.pjdata.com.au)  
 Home of PJ Trots Analyser



The Racing Queensland Board (trading as Racing Queensland) and provider are not responsible for the completeness or accuracy of any of the information contained herein, and makes no representations about its suitability for any purpose.

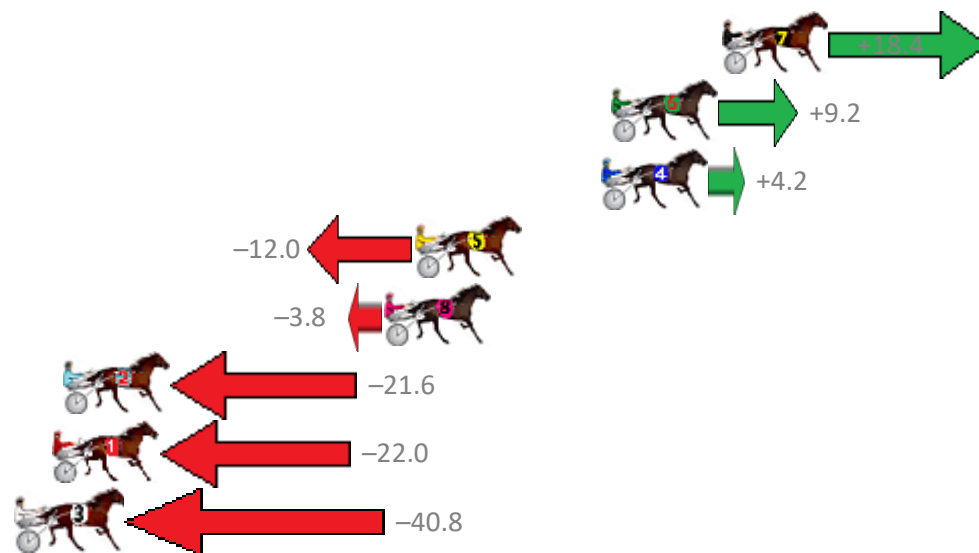
# Albion Park Race 2 Distance 2138m

Sunday, 4 March 2018

Gross Time: 2:37.00 MileRate: 1:58.20 LeadTime: 36.90s First Qtr: 30.70s Second Qtr: 29.60s Third Qtr: 30.00s Fourth Qtr: 29.80s

No	Horse	Plc	Margin	Time	800Time (W)	400 Time (W)
7	COTTON COLD CANDY	1	0.0m	2:37.00	58.42s (1)	28.37s (3)
6	MISTER HART	2	4.4m	2:37.33	59.11s (1)	29.03s (3)
4	ARBIT MAJOR	3	4.8m	2:37.36	59.49s (1)	29.41s (3)
5	SIR REGAL DELIGHT	4	12.2m	2:37.91	60.70s (1)	30.59s (1)
8	ZALTA	5	13.4m	2:38.00	60.08s (0)	30.26s (1)
2	TOSCA JACK	6	26.2m	2:38.95	61.41s (1)	31.29s (2)
1	TARIN KOWT	7	26.6m	2:38.98	61.44s (0)	31.42s (0)
3	SUMMER MONEY	8	40.8m	2:40.04	62.85s (0)	32.84s (0)

Finish Position and metres gained from 800m



Trots Sectionals  
 Powered by  
[www.pjdata.com.au](http://www.pjdata.com.au)  
 Home of PJ Trots Analyser



The Racing Queensland Board (trading as Racing Queensland) and provider are not responsible for the completeness or accuracy of any of the information contained herein, and makes no representations about its suitability for any purpose.

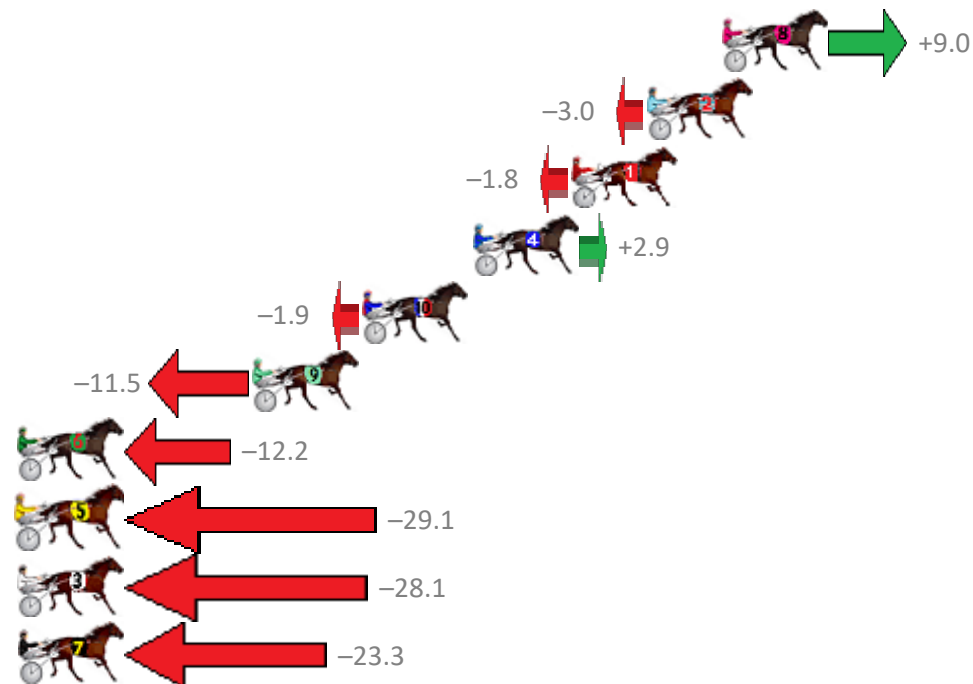
# Albion Park Race 3 Distance 1660m

Sunday, 4 March 2018

Gross Time: 1:59.00 MileRate: 1:55.30 LeadTime: 3.40s First Qtr: 28.20s Second Qtr: 30.00s Third Qtr: 28.80s Fourth Qtr: 28.60s

No	Horse	Plc	Margin	Time	800Time (W)	400 Time (W)
8	BLACK BELT	1	0.0m	1:59.00	56.75s (0)	27.87s (0)
2	GOODTIME STRIDE	2	3.0m	1:59.21	57.62s (0)	28.81s (0)
1	WASTE OF TIME	3	6.0m	1:59.43	57.53s (0)	28.66s (0)
4	CALCAVADO	4	9.9m	1:59.71	57.19s (2)	28.16s (1)
10	JUSTA DALE	5	14.3m	2:00.02	57.54s (1)	28.58s (2)
9	SURFACE TO AIR	6	18.7m	2:00.34	58.23s (1)	29.09s (1)
6	TORQUE LIVELY	7	28.0m	2:01.00	58.28s (0)	29.19s (0)
5	CROWNING GLORY	8	31.3m	2:01.24	59.49s (1)	30.31s (1)
3	JANGO FETT	9	31.7m	2:01.27	59.42s (2)	30.12s (2)
7	RIVERLEIGH WILLIAM	10	38.5m	2:01.75	59.07s (3)	29.68s (1)

Finish Position and metres gained from 800m



Trots Sectionals  
 Powered by  
[www.pjdata.com.au](http://www.pjdata.com.au)  
 Home of PJ Trots Analyser



The Racing Queensland Board (trading as Racing Queensland) and provider are not responsible for the completeness or accuracy of any of the information contained herein, and makes no representations about its suitability for any purpose.

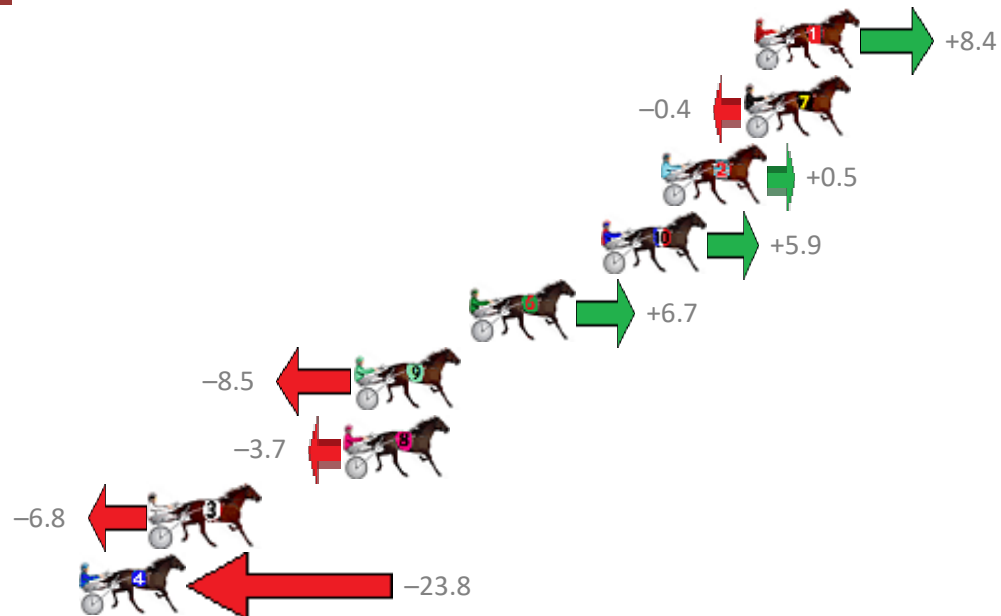
# Albion Park Race 4 Distance 1660m

Sunday, 4 March 2018

Gross Time: 2:02.30 MileRate: 1:58.60 LeadTime: 3.20s First Qtr: 29.10s Second Qtr: 31.40s Third Qtr: 29.20s Fourth Qtr: 29.40s

No	Horse	Plc	Margin	Time	800Time (W)	400 Time (W)
1	MY LADY LINDA	1	0.0m	2:02.30	57.98s (0)	28.78s (0)
7	LONG DIRT ROAD	2	0.4m	2:02.33	58.63s (0)	29.43s (0)
2	KEARNEY LANE	3	3.7m	2:02.57	58.56s (0)	29.36s (0)
10	MIDNIGHT BENDER	4	6.1m	2:02.75	58.17s (1)	28.92s (3)
6	ARTS PEREGRINE	5	11.3m	2:03.13	58.11s (0)	29.00s (1)
9	FALCON VISTA	6	15.9m	2:03.47	59.22s (1)	29.91s (2)
8	HANDSOME MAJOR	7	16.3m	2:03.50	58.87s (0)	29.63s (0)
3	ITS ALL TORQUE	8	24.0m	2:04.06	59.10s (1)	29.77s (2)
4	NOTTELLINYA	9	26.8m	2:04.27	60.34s (1)	31.02s (1)

Finish Position and metres gained from 800m



Trots Sectionals  
 Powered by  
[www.pjdata.com.au](http://www.pjdata.com.au)  
 Home of PJ Trots Analyser



The Racing Queensland Board (trading as Racing Queensland) and provider are not responsible for the completeness or accuracy of any of the information contained herein, and makes no representations about its suitability for any purpose.

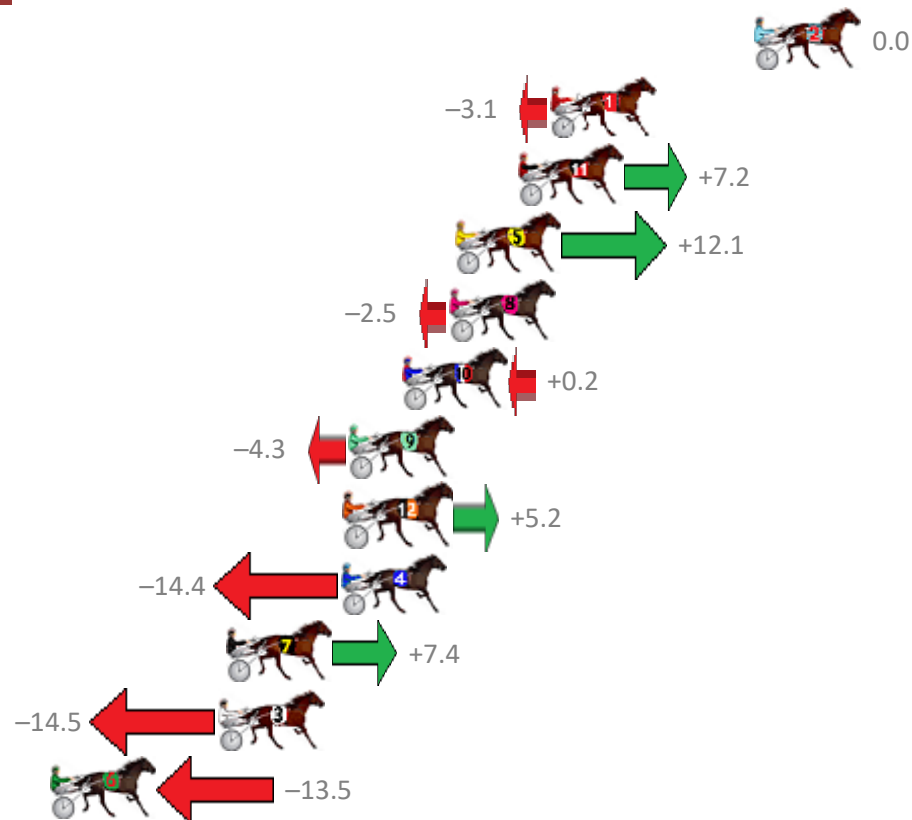
# Albion Park Race 5 Distance 1660m

Sunday, 4 March 2018

Gross Time: 2:01.40 MileRate: 1:57.70 LeadTime: 3.40s First Qtr: 28.90s Second Qtr: 30.70s Third Qtr: 29.20s Fourth Qtr: 29.20s

NoHorse	Plc	Margin	Time	800Time (W)	400 Time (W)
2 MOONLIGHT BUTCHER	1	0.0m	2:01.40	58.40s (0)	29.20s (0)
1 CERTAINLYSOMETHING	2	8.1m	2:01.99	58.63s (0)	29.44s (0)
11 VICTREE MIKAYLA	3	9.4m	2:02.09	57.87s (1)	28.53s (1)
5 PRIVATE JUJON	4	11.9m	2:02.27	57.52s (0)	28.07s (1)
8 JACK DOUBLEYOU	5	12.1m	2:02.28	58.58s (0)	29.37s (0)
10 WAVEDANCER	6	14.0m	2:02.42	58.39s (0)	29.11s (0)
9 PARKLANE LASS	7	16.1m	2:02.58	58.71s (1)	29.37s (1)
12 LIZ AU BETTY	8	16.2m	2:02.58	58.02s (1)	28.69s (1)
4 HIGH ON MONTANA	9	16.4m	2:02.60	59.45s (1)	30.19s (1)
7 HE FEELS GOOD	10	21.0m	2:02.93	57.86s (0)	28.43s (1)
3 SUGAR BRICHERS	11	21.3m	2:02.95	59.46s (1)	30.13s (1)
6 ZARA ZARA REIGN	12	32.7m	2:03.79	59.39s (0)	29.70s (0)

Finish Position and metres gained from 800m



Trots Sectionals  
 Powered by  
[www.pjdata.com.au](http://www.pjdata.com.au)  
 Home of PJ Trots Analyser



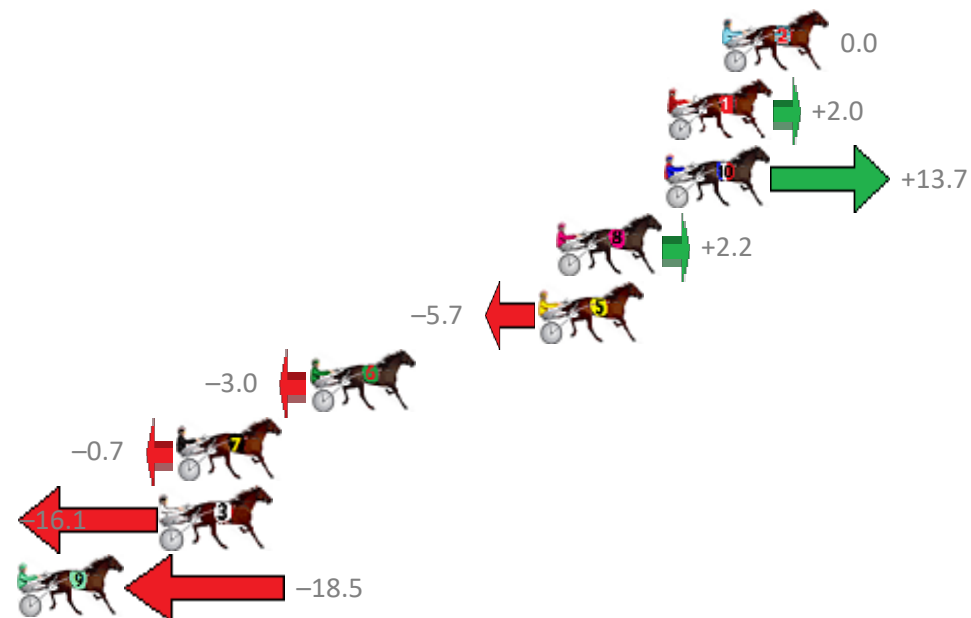
# Albion Park Race 6 Distance 1660m

Sunday, 4 March 2018

Gross Time: 2:00.70 MileRate: 1:57.00 LeadTime: 3.30s First Qtr: 28.50s Second Qtr: 30.30s Third Qtr: 29.40s Fourth Qtr: 29.20s

No	Horse	Plc	Margin	Time	800Time (W)	400 Time (W)
2	CALVERT HOT SHOT	1	0.0m	2:00.70	58.60s (0)	29.20s (0)
1	CHEVRONS DELIGHT	2	2.2m	2:00.86	58.45s (0)	29.05s (0)
10	MINI MIRACLE	3	2.3m	2:00.87	57.60s (1)	28.36s (3)
8	SEVEN RIPPIN ACES	4	6.6m	2:01.18	58.44s (0)	29.01s (0)
5	BALTIC BLUE EYES	5	7.3m	2:01.23	59.02s (1)	29.59s (1)
6	NICKY MATTGREGOR	6	16.4m	2:01.90	58.82s (0)	29.42s (0)
7	CAUSE A BIG SCENE	7	21.7m	2:02.28	58.65s (1)	29.31s (3)
3	MONTANA BEACH	8	22.3m	2:02.33	59.78s (1)	30.16s (1)
9	SANTASTIC PRINCESS	9	29.5m	2:02.85	59.96s (1)	30.39s (2)

Finish Position and metres gained from 800m



Trots Sectionals  
 Powered by  
[www.pjdata.com.au](http://www.pjdata.com.au)  
 Home of PJ Trots Analyser



The Racing Queensland Board (trading as Racing Queensland) and provider are not responsible for the completeness or accuracy of any of the information contained herein, and makes no representations about its suitability for any purpose.

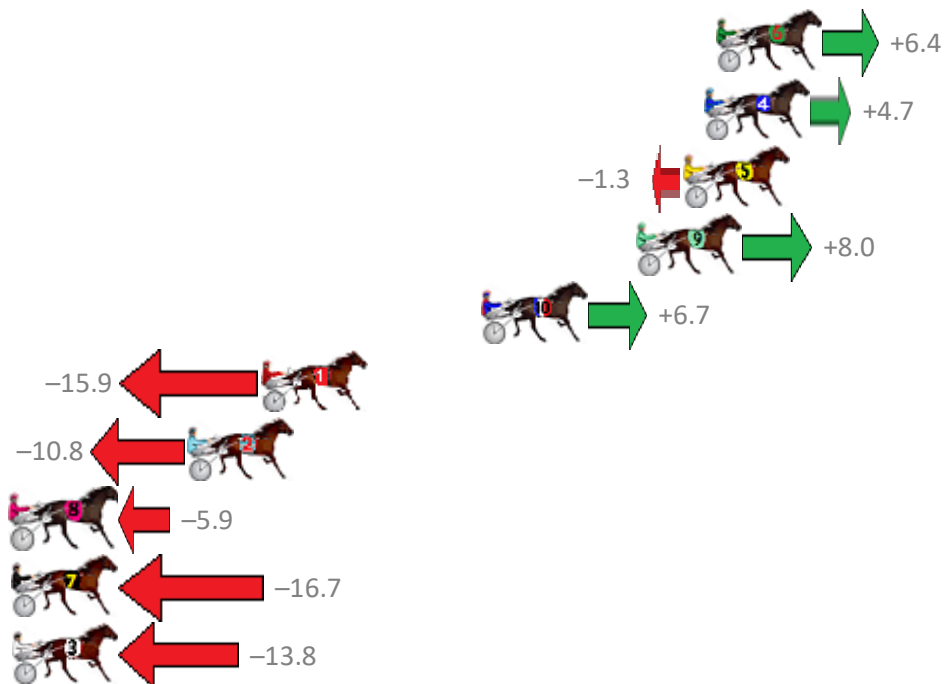
# Albion Park Race 7 Distance 1660m

Sunday, 4 March 2018

Gross Time: 2:02.30 MileRate: 1:58.50 LeadTime: 3.40s First Qtr: 29.00s Second Qtr: 30.90s Third Qtr: 29.40s Fourth Qtr: 29.60s

No	Horse	Plc	Margin	Time	800Time (W)	400 Time (W)
6	TIME TRAVELLER	1	0.0m	2:02.30	58.53s (1)	29.19s (1)
4	CRYPTIC CHANCE	2	0.5m	2:02.34	58.65s (0)	29.25s (0)
5	COLADA RAINBOW	3	1.3m	2:02.40	59.10s (0)	29.70s (0)
9	TASCOTT LADY	4	3.2m	2:02.54	58.41s (1)	29.05s (1)
10	BLUE EYED CREATION	5	9.3m	2:02.99	58.51s (1)	29.18s (1)
1	WEBBY VANDERQUACK	6	18.1m	2:03.64	60.17s (1)	30.84s (1)
2	HEZ TO BLAME	7	21.0m	2:03.85	59.80s (0)	30.25s (0)
8	MONTENEGRO	8	31.1m	2:04.60	59.44s (1)	29.71s (1)
7	ALLAMERICAN MOJO	9	31.7m	2:04.65	60.23s (0)	30.69s (0)
3	BOLTENIN	10	34.0m	2:04.82	60.02s (0)	30.40s (0)

Finish Position and metres gained from 800m



Trots Sectionals  
 Powered by  
[www.pjdata.com.au](http://www.pjdata.com.au)  
 Home of PJ Trots Analyser





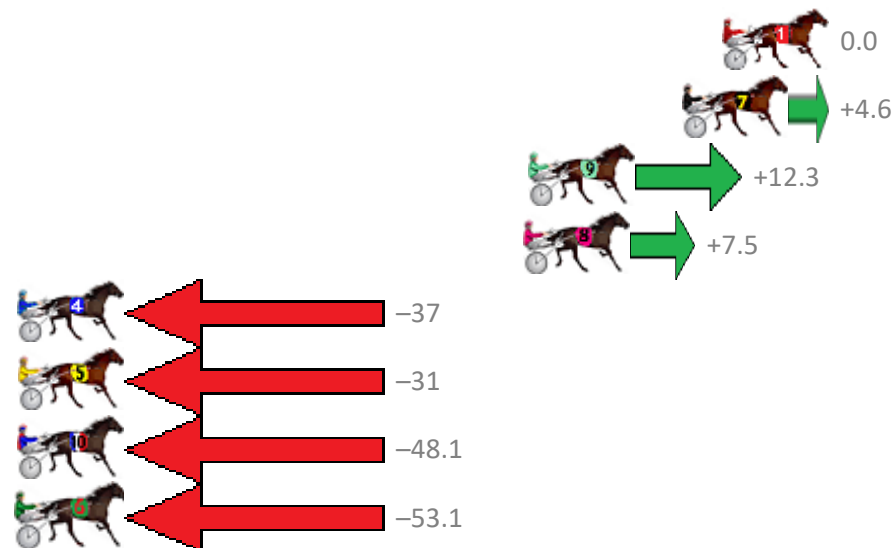
# Albion Park Race 8 Distance 2138m

Sunday, 4 March 2018

Gross Time: 2:48.50 MileRate: 2:06.80 LeadTime: 43.90s First Qtr: 32.90s Second Qtr: 32.10s Third Qtr: 29.70s Fourth Qtr: 29.90s

No	Horse	Plc	Margin	Time	800Time (W)	400 Time (W)
1	NORAHS FLING	1	0.0m	2:48.50	59.60s (0)	29.90s (0)
7	HIGH CLOUD LASS	2	1.6m	2:48.62	59.26s (1)	29.78s (1)
9	LANSBURY	3	7.7m	2:49.08	58.68s (1)	29.43s (2)
8	EL SWAVO	4	7.9m	2:49.09	59.04s (1)	29.85s (1)
4	ILLAWONG BLISS	5	41.3m	2:51.59	62.30s (0)	32.61s (0)
5	SOMEONES SINGING	6	41.7m	2:51.62	61.89s (1)	31.12s (0)
10	FLASH ANGUS	7	62.3m	2:53.16	63.18s (0)	32.40s (1)
6	MOSQUITO SPUR	8	62.5m	2:53.17	63.56s (0)	31.78s (0)

Finish Position and metres gained from 800m



Trots Sectionals  
 Powered by  
[www.pjdata.com.au](http://www.pjdata.com.au)  
 Home of PJ Trots Analyser



The Racing Queensland Board (trading as Racing Queensland) and provider are not responsible for the completeness or accuracy of any of the information contained herein, and makes no representations about its suitability for any purpose.