

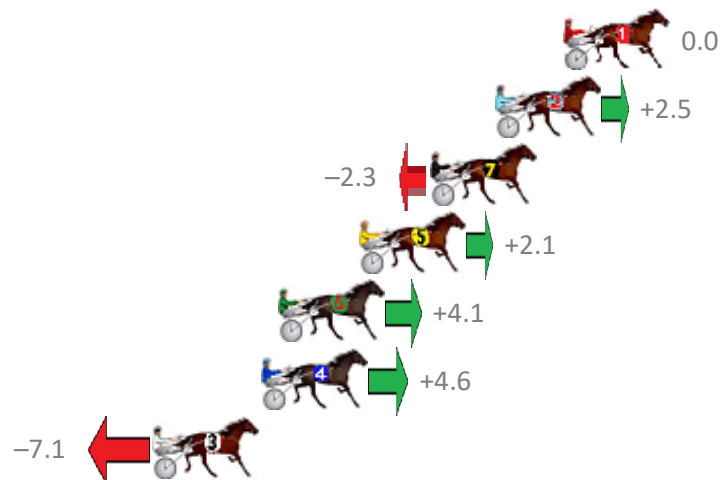
Albion Park Race 1 Distance 1660m

Tuesday, 13 March 2018

Gross Time: 2:02.30 MileRate: 1:58.60 LeadTime: 3.50s First Qtr: 30.10s Second Qtr: 31.50s Third Qtr: 28.00s Fourth Qtr: 29.20s

No	Horse	Plc	Margin	Time	800Time (W)	400 Time (W)
1	THATS BETTOR	1	0.0m	2:02.30	57.20s (0)	29.20s (0)
2	PENNY JEWELS	2	2.7m	2:02.50	57.02s (0)	29.08s (0)
7	MAYWYN NO REGRETS	3	5.3m	2:02.69	57.36s (1)	29.41s (1)
5	GIZZMO	4	8.1m	2:02.89	57.05s (0)	29.11s (0)
6	BETTOR BECAUSE	5	11.3m	2:03.12	56.91s (0)	28.97s (0)
4	GIVE ME A GO	6	12.0m	2:03.18	56.87s (1)	29.07s (1)
3	AMILLION PROMISES	7	16.3m	2:03.49	57.71s (1)	29.81s (1)

Finish Position and metres gained from 800m



Trots Sectionals
 Powered by
www.pjdata.com.au
 Home of PJ Trots Analyser



The Racing Queensland Board (trading as Racing Queensland) and provider are not responsible for the completeness or accuracy of any of the information contained herein, and makes no representations about its suitability for any purpose.

Albion Park Race 2 Distance 1660m

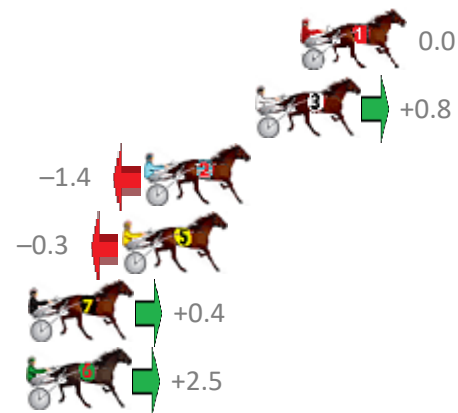
Tuesday, 13 March 2018

Gross Time: 1:59.00 MileRate: 1:55.40 LeadTime: 3.40s First Qtr: 28.80s Second Qtr: 31.00s Third Qtr: 28.10s Fourth Qtr: 27.70s

No	Horse	Plc	Margin	Time	800Time (W)	400 Time (W)
1	COREY WILLIAM	1	0.0m	1:59.00	55.80s (0)	27.70s (0)
3	NONE BETTOR	2	1.8m	1:59.12	55.74s (1)	27.76s (1)
2	GETOUTNWALK	3	6.2m	1:59.43	55.90s (0)	27.78s (0)
5	ARK TEAMO	4	7.1m	1:59.49	55.82s (1)	27.83s (1)
7	BONNIE JUJON	5	10.8m	1:59.75	55.77s (1)	27.76s (1)
6	MINI MIRACLE	6	10.9m	1:59.75	55.63s (0)	27.50s (0)
4	MIDLOIN BLUES	7	21.6m	2:00.50	56.69s (0)	28.54s (0)



Finish Position and metres gained from 800m



Trots Sectionals
 Powered by
www.pjdata.com.au
 Home of PJ Trots Analyser




Albion Park Race 3 Distance 1660m

Tuesday, 13 March 2018

Gross Time: 1:59.50 MileRate: 1:55.90 LeadTime: 3.40s First Qtr: 28.30s Second Qtr: 30.70s Third Qtr: 28.60s Fourth Qtr: 28.50s

No Horse	Plc	Margin	Time	800Time (W)	400 Time (W)
7 MAYWYNS COURAGE	1	0.0m	1:59.50	57.10s (0)	28.50s (0)
4 PHOTOZEN	2	0.5m	1:59.54	56.25s (1)	27.75s (1)
6 SOMWHEREOVARAINB	3	0.5m	1:59.54	55.95s (1)	28.15s (2)
3 ARK PATROL	4	7.4m	2:00.03	57.04s (1)	28.57s (1)
5 YKIKAFIL	5	12.9m	2:00.42	57.74s (1)	29.28s (1)
2 MODERNDAY FALCON	6	14.4m	2:00.53	57.49s (0)	28.86s (0)
1 DAPPER BESSIE	7	18.0m	2:00.78	58.08s (0)	29.44s (0)

Finish Position and metres gained from 800m



Trots Sectionals
 Powered by
www.pjdata.com.au
 Home of PJ Trots Analyser



The Racing Queensland Board (trading as Racing Queensland) and provider are not responsible for the completeness or accuracy of any of the information contained herein, and makes no representations about its suitability for any purpose.

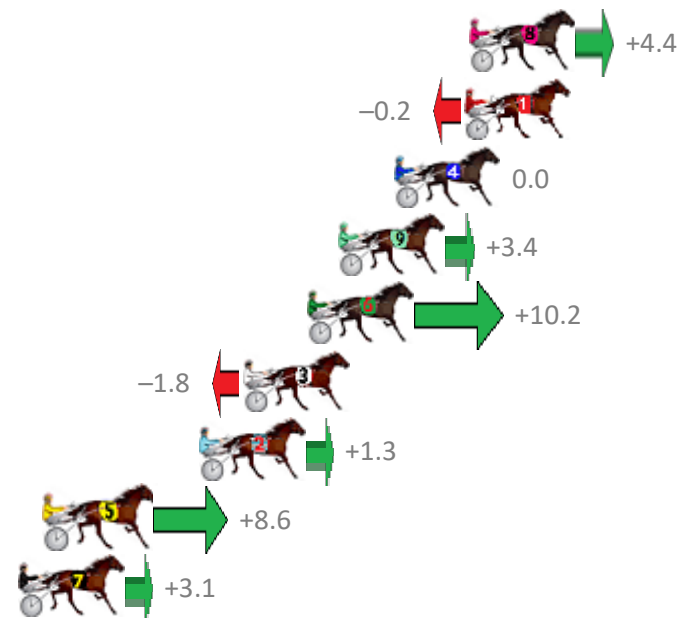
Albion Park Race 4 Distance 1660m

Tuesday, 13 March 2018

Gross Time: 2:01.80 MileRate: 1:58.10 LeadTime: 3.50s First Qtr: 29.40s Second Qtr: 32.20s Third Qtr: 29.20s Fourth Qtr: 27.50s

No	Horse	Plc	Margin	Time	800Time (W)	400 Time (W)
8	CHANGEVERME	1	0.0m	2:01.80	56.39s (0)	27.20s (0)
1	IM NORMA JEAN	2	0.2m	2:01.81	56.71s (0)	27.51s (0)
4	BANGKOK BRAVADO	3	3.0m	2:02.01	56.70s (1)	27.61s (1)
9	CALVERT HOT SHOT	4	5.2m	2:02.16	56.46s (0)	27.27s (0)
6	GRINYDONTCHA	5	6.4m	2:02.24	55.98s (1)	26.83s (1)
3	LOTS MORE GRINS	6	9.0m	2:02.42	56.83s (1)	27.69s (1)
2	LYKA VERSION	7	10.7m	2:02.54	56.61s (1)	27.42s (1)
5	LIFEINHEAVEN	8	16.8m	2:02.96	56.09s (1)	27.90s (2)
7	REGAL NIGHTSHADE	9	17.9m	2:03.03	56.48s (1)	27.52s (2)

Finish Position and metres gained from 800m



Trots Sectionals
 Powered by
www.pjdata.com.au
 Home of PJ Trots Analyser



The Racing Queensland Board (trading as Racing Queensland) and provider are not responsible for the completeness or accuracy of any of the information contained herein, and makes no representations about its suitability for any purpose.

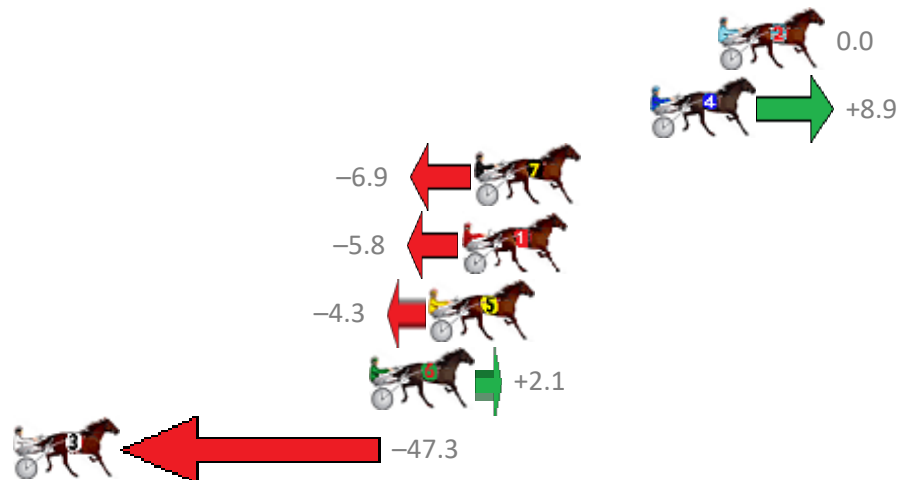
Albion Park Race 5 Distance 1660m

Tuesday, 13 March 2018

Gross Time: 1:58.00 MileRate: 1:54.40 LeadTime: 3.40s First Qtr: 29.70s Second Qtr: 29.40s Third Qtr: 27.30s Fourth Qtr: 28.20s

No	Horse	Plc	Margin	Time	800Time (W)	400 Time (W)
2	IDEAL SCOTT	1	0.0m	1:58.00	55.50s (0)	28.20s (0)
4	OUR MILLWOOD MAIZI	2	2.7m	1:58.19	54.88s (1)	27.66s (1)
7	BROADWAY PLAYBOY	3	9.7m	1:58.68	55.98s (1)	28.76s (1)
1	IMA SEA STORM	4	10.2m	1:58.72	55.90s (0)	28.50s (0)
5	OVERLAP	5	11.5m	1:58.81	55.80s (1)	28.57s (1)
6	ANOTHER BROADWAY	6	13.9m	1:58.98	55.35s (1)	28.12s (1)
3	MISTER MUNDAKA	7	97.3m	2:04.86	58.78s (0)	30.48s (0)

Finish Position and metres gained from 800m



Trots Sectionals
 Powered by
www.pjdata.com.au
 Home of PJ Trots Analyser



The Racing Queensland Board (trading as Racing Queensland) and provider are not responsible for the completeness or accuracy of any of the information contained herein, and makes no representations about its suitability for any purpose.

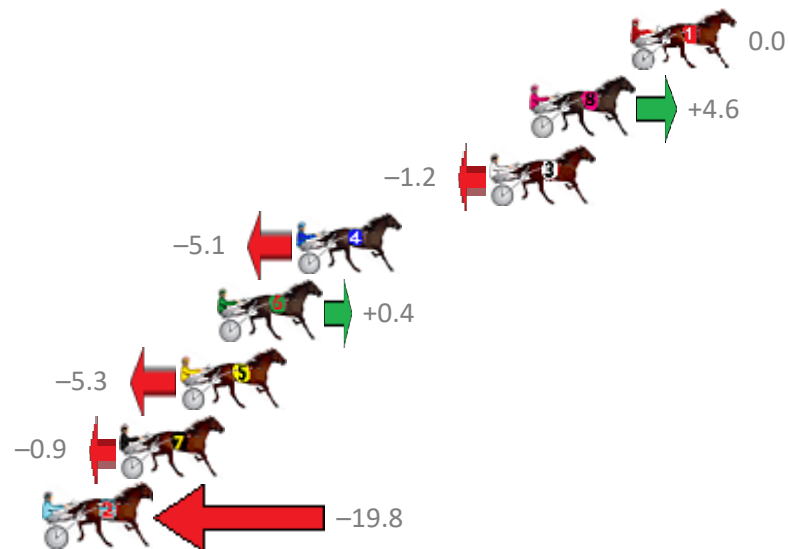
Albion Park Race 6 Distance 2138m

Tuesday, 13 March 2018

Gross Time: 2:36.00 MileRate: 1:57.40 LeadTime: 38.60s First Qtr: 31.10s Second Qtr: 30.30s Third Qtr: 28.20s Fourth Qtr: 27.80s

No	Horse	Plc	Margin	Time	800Time (W)	400 Time (W)
1	CHAL FIRE	1	0.0m	2:36.00	56.00s (0)	27.80s (0)
8	TOP TRIO	2	4.0m	2:36.28	55.68s (0)	27.47s (0)
3	GOODTIME STRIDE	3	5.6m	2:36.39	56.08s (0)	27.87s (0)
4	TALLYHO BROMAC	4	13.3m	2:36.92	56.36s (1)	28.21s (1)
6	IMA MORVEN LAD	5	16.4m	2:37.14	55.97s (1)	27.91s (2)
5	MACHIN OUT	6	17.9m	2:37.24	56.37s (1)	28.17s (1)
7	CHERISH THE MOMENT	7	20.3m	2:37.41	56.06s (2)	28.57s (2)
2	ALLS HUNKY DORY	8	23.2m	2:37.61	57.39s (1)	29.22s (1)

Finish Position and metres gained from 800m



Trots Sectionals
 Powered by
www.pjdata.com.au
 Home of PJ Trots Analyser



The Racing Queensland Board (trading as Racing Queensland) and provider are not responsible for the completeness or accuracy of any of the information contained herein, and makes no representations about its suitability for any purpose.

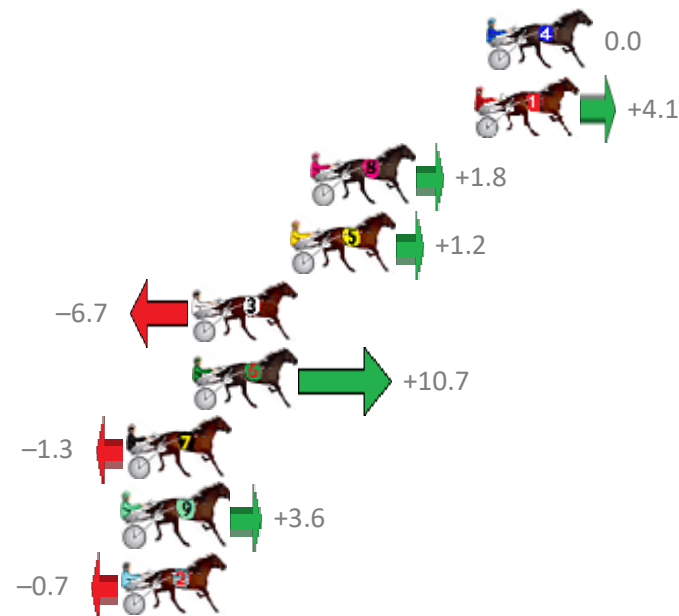
Albion Park Race 7 Distance 2138m

Tuesday, 13 March 2018

Gross Time: 2:34.10 MileRate: 1:56.00 LeadTime: 37.60s First Qtr: 29.70s Second Qtr: 30.00s Third Qtr: 28.20s Fourth Qtr: 28.60s

No	Horse	Plc	Margin	Time	800Time (W)	400 Time (W)
4	SOMEPARTYSOMEWHE	1	0.0m	2:34.10	56.80s (0)	28.60s (0)
1	BUCKHORN EXCHANGE	2	0.5m	2:34.14	56.51s (0)	28.29s (0)
8	COULDNTBETOLD	3	7.0m	2:34.60	56.67s (0)	28.43s (0)
5	OUR MAJOR DAY	4	7.8m	2:34.66	56.71s (1)	28.53s (1)
3	BETTOR BE LUCKY	5	11.7m	2:34.94	57.28s (1)	29.16s (1)
6	SUBTLE ADVICE	6	11.7m	2:34.94	56.04s (1)	28.06s (1)
7	CONDAFEW	7	14.3m	2:35.12	56.89s (0)	28.64s (0)
9	THATS HOW WEROLL	8	14.4m	2:35.13	56.54s (1)	28.53s (2)
2	OASIS DREAM	9	14.5m	2:35.14	56.85s (1)	28.65s (1)

Finish Position and metres gained from 800m



Trots Sectionals
 Powered by
www.pjdata.com.au
 Home of PJ Trots Analyser



The Racing Queensland Board (trading as Racing Queensland) and provider are not responsible for the completeness or accuracy of any of the information contained herein, and makes no representations about its suitability for any purpose.


Albion Park Race 8 Distance 1660m

Tuesday, 13 March 2018

Gross Time: 1:58.40 MileRate: 1:54.70 LeadTime: 3.50s First Qtr: 28.20s Second Qtr: 31.20s Third Qtr: 27.40s Fourth Qtr: 28.10s

No	Horse	Plc	Margin	Time	800Time (W)	400 Time (W)
5	STATEMENT MADE	1	0.0m	1:58.40	55.50s (0)	28.10s (0)
8	MONIVAE	2	9.8m	1:59.09	55.60s (0)	28.09s (0)
1	SURFACE TO AIR	3	12.6m	1:59.29	56.08s (0)	28.61s (0)
4	JUSTA DALE	4	13.4m	1:59.34	56.26s (1)	28.86s (1)
9	ONLY IN ROME	5	14.1m	1:59.39	55.38s (2)	28.30s (2)
3	PSYCHEDELIC	6	14.8m	1:59.44	55.75s (1)	28.80s (2)
10	MISTER FANTANGLES	7	17.2m	1:59.61	55.81s (0)	28.28s (0)
2	MR MEDDLE	8	17.3m	1:59.62	56.24s (1)	28.81s (1)
11	YANKEE STRUTTER	9	17.3m	1:59.62	55.31s (2)	28.19s (2)
7	RUATO BAY	10	18.6m	1:59.71	55.36s (0)	28.24s (1)
6	ALTANA BLUE	11	18.8m	1:59.72	55.65s (1)	28.59s (1)

Finish Position and metres gained from 800m



Trots Sectionals
 Powered by
www.pjdata.com.au
 Home of PJ Trots Analyser



The Racing Queensland Board (trading as Racing Queensland) and provider are not responsible for the completeness or accuracy of any of the information contained herein, and makes no representations about its suitability for any purpose.

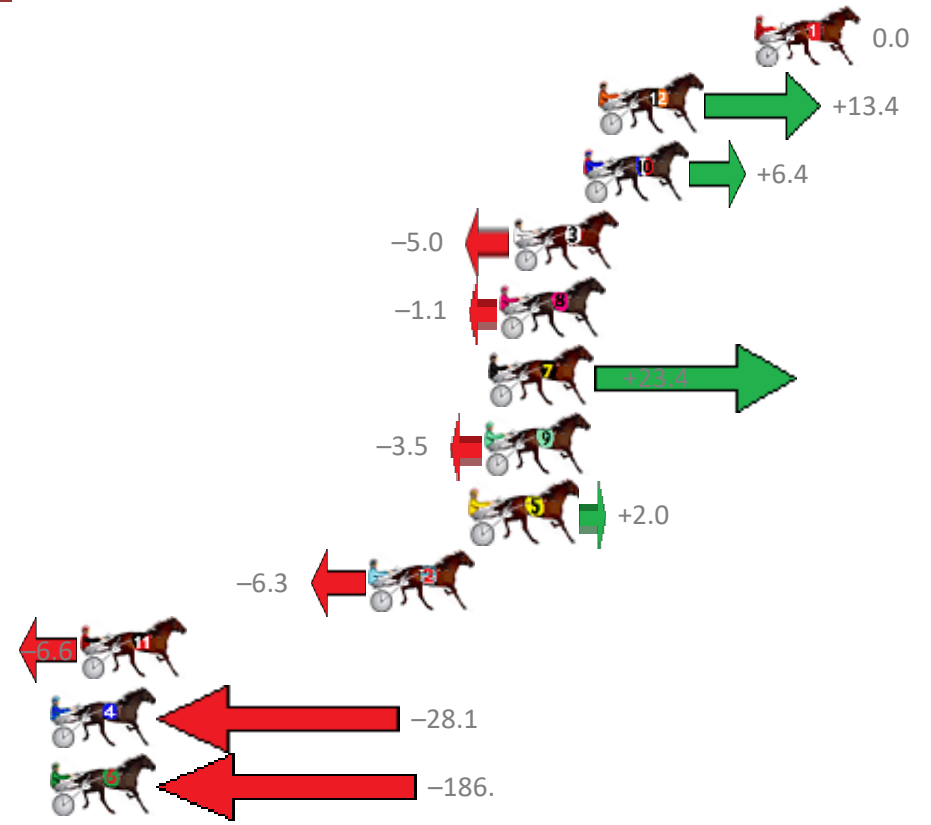
Albion Park Race 9 Distance 1660m

Tuesday, 13 March 2018

Gross Time: 1:58.50 MileRate: 1:54.90 LeadTime: 3.30s First Qtr: 27.50s Second Qtr: 29.40s Third Qtr: 28.70s Fourth Qtr: 29.60s

No Horse	Plc	Margin	Time	800Time (W)	400 Time (W)
1 COMPLY OR DIE	1	0.0m	1:58.50	58.30s (0)	29.60s (0)
12 MAX RICHTER	2	6.2m	1:58.96	57.32s (2)	29.14s (3)
10 NUREYEV	3	6.8m	1:59.00	57.83s (2)	29.51s (2)
3 CHATTANOOGACHOOC	4	9.6m	1:59.21	58.66s (0)	29.97s (0)
8 DEANO ROBYN	5	10.1m	1:59.25	58.38s (0)	29.70s (0)
7 GOTTA GLOW	6	10.6m	1:59.28	56.59s (1)	28.93s (2)
9 COUNTDOWN	7	10.7m	1:59.29	58.56s (2)	30.04s (1)
5 SECRET SMILE	8	11.2m	1:59.33	58.15s (1)	29.30s (1)
2 SHAREAPASSION	9	15.3m	1:59.63	58.76s (1)	29.67s (2)
11 LONG TERM FELLA	10	26.8m	2:00.48	58.78s (0)	30.22s (0)
4 SUPALINER	11	32.7m	2:00.92	60.35s (1)	31.28s (1)
6 OUR MELS DREAM	12	213.6m	2:14.31	71.90s (1)	42.59s (0)

Finish Position and metres gained from 800m



Trots Sectionals
 Powered by
www.pjdata.com.au
 Home of PJ Trots Analyser



The Racing Queensland Board (trading as Racing Queensland) and provider are not responsible for the completeness or accuracy of any of the information contained herein, and makes no representations about its suitability for any purpose.