

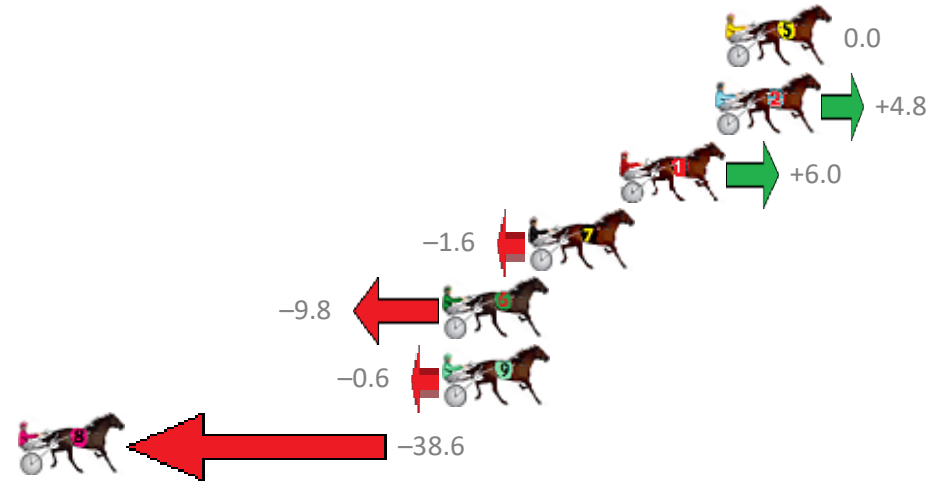
Redcliffe Race 1 Distance 1780m

Thursday, 29 March 2018

Gross Time: 2:16.30 MileRate: 2:03.20 LeadTime: 11.60s First Qtr: 31.60s Second Qtr: 32.40s Third Qtr: 30.60s Fourth Qtr: 30.10s

NoHorse	Plc	Margin	Time	800Time (W)	400 Time (W)
5 MAESTRO MAC	1	0.0m	2:16.30	60.70s (0)	30.07s (0)
2 ZED EXPRESS	2	0.4m	2:16.33	60.34s (0)	29.71s (0)
1 SHAKEITUP	3	4.2m	2:16.62	60.24s (0)	29.56s (0)
7 MONTANA BEACH	4	7.8m	2:16.89	60.82s (1)	30.31s (1)
6 ZARA ZARA REIGN	5	11.2m	2:17.14	61.44s (1)	30.94s (1)
9 TIMETOGETHAPPY	6	11.2m	2:17.14	60.75s (1)	30.22s (1)
8 BLAZING TACT	7	53.0m	2:20.29	63.63s (0)	33.06s (2)

Finish Position and metres gained from 800m



Trots Sectionals
 Powered by
www.pjdata.com.au
 Home of PJ Trots Analyser



The Racing Queensland Board (trading as Racing Queensland) and provider are not responsible for the completeness or accuracy of any of the information contained herein, and makes no representations about its suitability for any purpose.

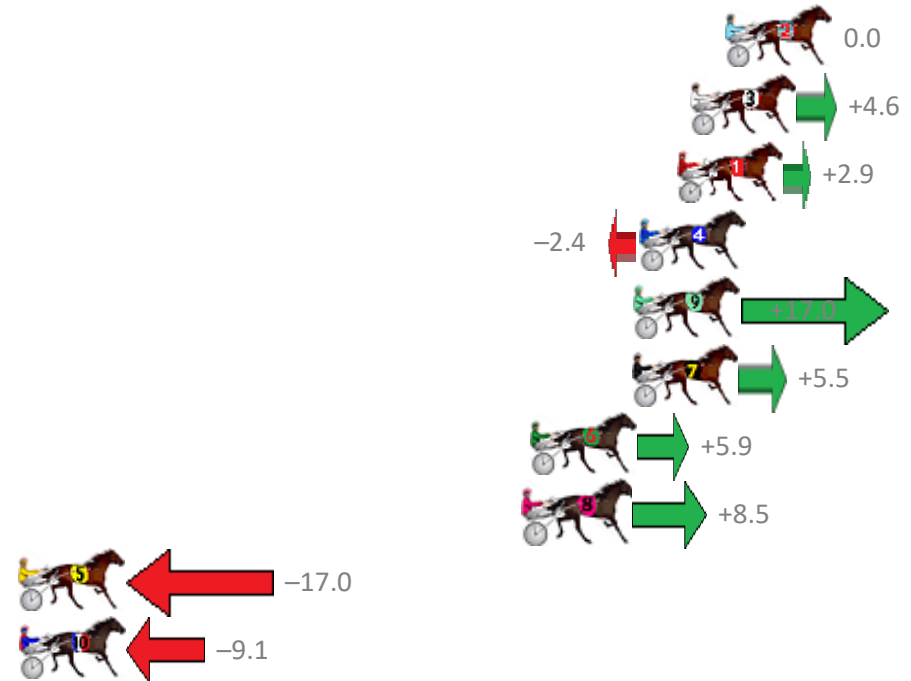
Redcliffe Race 2 Distance 1780m

Thursday, 29 March 2018

Gross Time: 2:12.80 MileRate: 2:00.10 LeadTime: 11.60s First Qtr: 30.60s Second Qtr: 30.20s Third Qtr: 29.70s Fourth Qtr: 30.70s

NoHorse	Plc	Margin	Time	800Time (W)	400 Time (W)
2 ONYA DOUG	1	0.0m	2:12.80	60.40s (0)	30.70s (0)
3 JULES AND DENISE	2	1.4m	2:12.91	60.05s (1)	30.16s (1)
1 REACTOR ONE	3	1.9m	2:12.95	60.18s (0)	30.37s (0)
4 MATRON JUJON	4	3.4m	2:13.06	60.58s (1)	30.75s (1)
9 MOONLIGHT BUTCHER	5	3.6m	2:13.08	59.12s (1)	30.72s (2)
7 HEADWIN	6	3.7m	2:13.08	59.98s (0)	30.11s (0)
6 HOT DOGMA	7	7.7m	2:13.39	59.95s (0)	30.02s (0)
8 JACK DOUBLEYOU	8	7.9m	2:13.41	59.76s (1)	30.11s (2)
5 LEORYAN	9	28.0m	2:14.95	61.68s (1)	31.76s (1)
10 BARBOO	10	35.3m	2:15.51	61.09s (1)	31.74s (1)

Finish Position and metres gained from 800m



Trots Sectionals
 Powered by
www.pjdata.com.au
 Home of PJ Trots Analyser



The Racing Queensland Board (trading as Racing Queensland) and provider are not responsible for the completeness or accuracy of any of the information contained herein, and makes no representations about its suitability for any purpose.

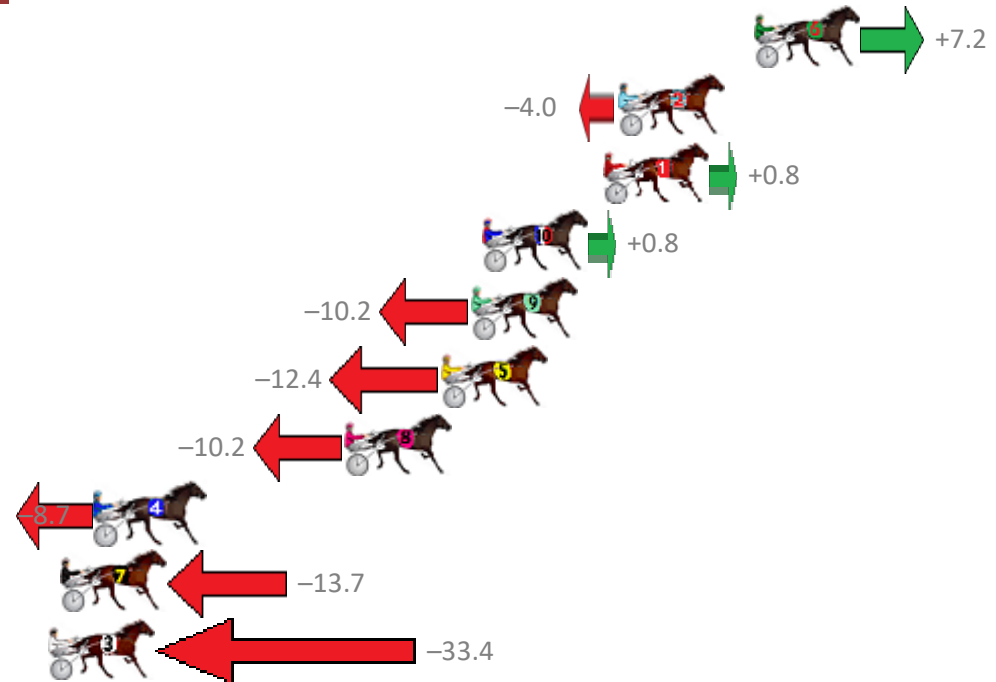
Redcliffe Race 3 Distance 2040m

Thursday, 29 March 2018

Gross Time: 2:34.80 MileRate: 2:02.10 LeadTime: 33.10s First Qtr: 31.30s Second Qtr: 29.70s Third Qtr: 30.00s Fourth Qtr: 30.70s

NoHorse	Plc	Margin	Time	800Time (W)	400 Time (W)
6 VANTO HANOVER	1	0.0m	2:34.80	60.15s (2)	30.12s (2)
2 BALTIC BLUE EYES	2	5.4m	2:35.21	61.00s (0)	31.11s (0)
1 MINI MIRACLE	3	6.0m	2:35.26	60.64s (0)	30.79s (0)
10 FLASHING GOOD TIME	4	10.8m	2:35.63	60.64s (2)	30.55s (2)
9 WEASEL	5	11.2m	2:35.66	61.47s (2)	31.36s (2)
5 ALWAYS BAD	6	12.4m	2:35.75	61.64s (1)	31.59s (1)
8 MANOFLISA	7	16.2m	2:36.04	61.47s (1)	31.44s (1)
4 ARES	8	26.1m	2:36.80	61.36s (2)	31.35s (3)
7 MINI CAM	9	27.5m	2:36.91	61.74s (0)	31.98s (0)
3 BOLTENIN	10	52.0m	2:38.79	63.23s (0)	33.09s (0)

Finish Position and metres gained from 800m



Trots Sectionals
 Powered by
www.pjdata.com.au
 Home of PJ Trots Analyser



The Racing Queensland Board (trading as Racing Queensland) and provider are not responsible for the completeness or accuracy of any of the information contained herein, and makes no representations about its suitability for any purpose.

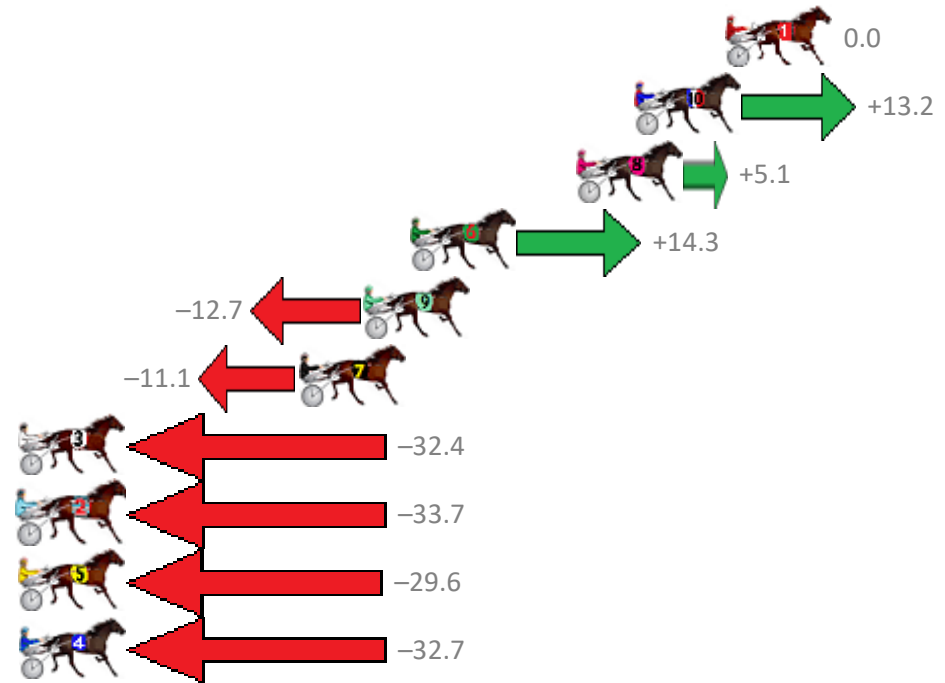
Redcliffe Race 4 Distance 1780m

Thursday, 29 March 2018

Gross Time: 2:11.70 MileRate: 1:59.10 LeadTime: 11.80s First Qtr: 30.00s Second Qtr: 29.50s Third Qtr: 29.90s Fourth Qtr: 30.50s

NoHorse	Plc	Margin	Time	800Time (W)	400 Time (W)
1 OYSTER STRIDE	1	0.0m	2:11.70	60.40s (0)	30.47s (0)
10 WASTE OF TIME	2	3.6m	2:11.97	59.40s (0)	29.89s (0)
8 CAMIVISTA	3	5.9m	2:12.15	60.01s (0)	30.57s (0)
6 BRONZE ECSTASY	4	12.5m	2:12.65	59.32s (1)	30.19s (2)
9 THE FRAME	5	14.3m	2:12.79	61.36s (1)	31.59s (1)
7 SOPHIES PRIDE	6	16.9m	2:12.99	61.24s (0)	31.35s (1)
3 LYNCHMAN	7	40.4m	2:14.78	62.85s (1)	32.18s (1)
2 MANY DELIGHTS	8	48.5m	2:15.40	62.94s (1)	32.35s (1)
5 CRYPTIC CHANCE	9	51.2m	2:15.60	62.63s (1)	32.68s (0)
4 BALLATOR THOR	10	64.7m	2:16.63	62.87s (0)	33.31s (0)

Finish Position and metres gained from 800m



Trots Sectionals
 Powered by
www.pjdata.com.au
 Home of PJ Trots Analyser



The Racing Queensland Board (trading as Racing Queensland) and provider are not responsible for the completeness or accuracy of any of the information contained herein, and makes no representations about its suitability for any purpose.

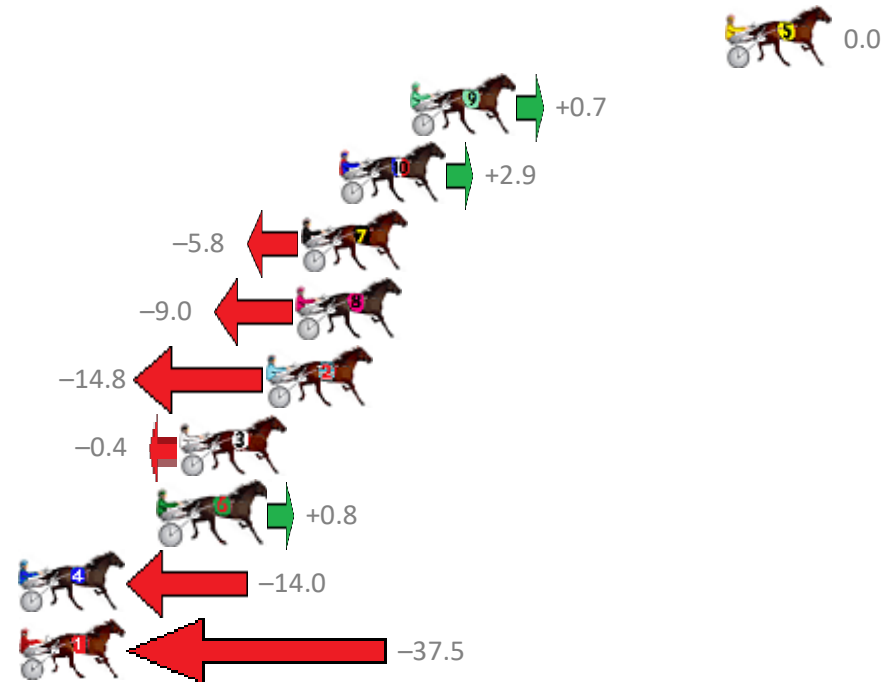
Redcliffe Race 5 Distance 1780m

Thursday, 29 March 2018

Gross Time: 2:12.10 MileRate: 1:59.40 LeadTime: 11.00s First Qtr: 31.20s Second Qtr: 30.20s Third Qtr: 29.40s Fourth Qtr: 30.30s

NoHorse	Plc	Margin	Time	800Time (W)	400 Time (W)
5 MIDNIGHT BENDER	1	0.0m	2:12.10	59.70s (0)	30.30s (0)
9 HEAVENS HINT	2	12.5m	2:13.05	59.65s (1)	30.14s (1)
10 THERESACHANCE	3	15.3m	2:13.26	59.48s (1)	29.99s (1)
7 TIME TRAVELLER	4	16.8m	2:13.37	60.13s (0)	30.62s (0)
8 SKYLARHAIN	5	17.0m	2:13.39	60.37s (1)	30.86s (2)
2 LYKA VERSION	6	18.2m	2:13.48	60.80s (1)	31.25s (1)
3 FALCON VISTA	7	21.6m	2:13.74	59.73s (0)	29.83s (0)
6 ONYAJANS	8	22.4m	2:13.80	59.64s (1)	30.15s (1)
4 SCOTT TOM	9	30.4m	2:14.40	60.74s (0)	30.95s (0)
1 FRANKS FORTUNE	10	42.3m	2:15.30	62.50s (0)	32.88s (0)

Finish Position and metres gained from 800m



Trots Sectionals
 Powered by
www.pjdata.com.au
 Home of PJ Trots Analyser



The Racing Queensland Board (trading as Racing Queensland) and provider are not responsible for the completeness or accuracy of any of the information contained herein, and makes no representations about its suitability for any purpose.

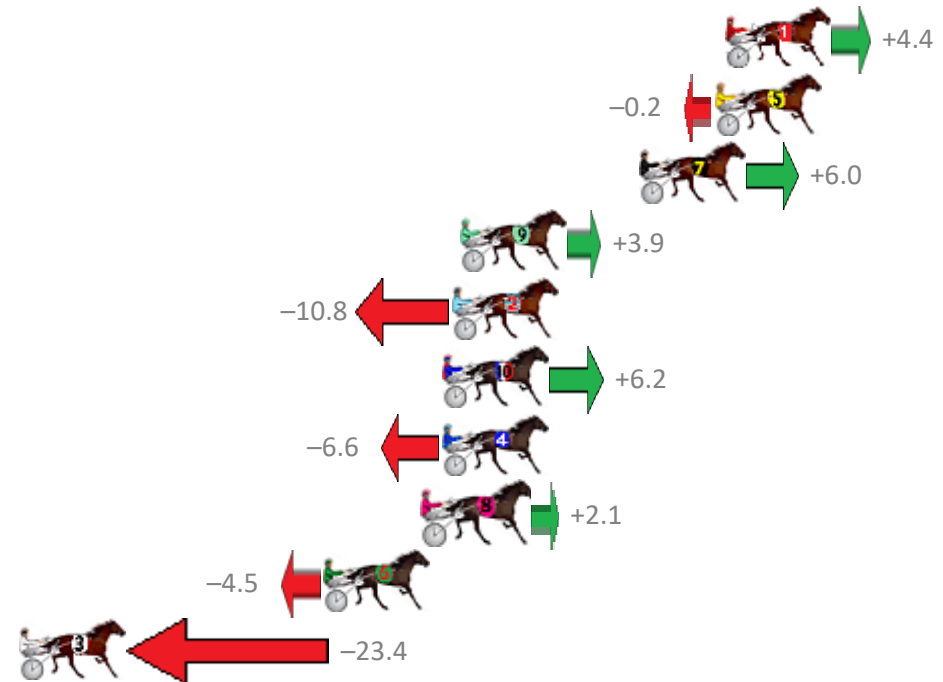
Redcliffe Race 6 Distance 1780m

Thursday, 29 March 2018

Gross Time: 2:12.20 MileRate: 1:59.50 LeadTime: 11.30s First Qtr: 30.60s Second Qtr: 31.00s Third Qtr: 29.50s Fourth Qtr: 29.80s

NoHorse	Plc	Margin	Time	800Time (W)	400 Time (W)
1 RUATO BAY	1	0.0m	2:12.20	58.97s (0)	29.43s (0)
5 PALE BEAR BOO	2	0.4m	2:12.23	59.31s (0)	29.83s (0)
7 JUSTA DALE	3	3.4m	2:12.45	58.86s (0)	29.32s (0)
9 FRENCH GLOBE	4	10.5m	2:12.98	59.01s (0)	29.45s (0)
2 ROCKNROLL AMBER	5	10.8m	2:13.00	60.10s (1)	30.37s (1)
10 ILLAWONG DREAMTIM	6	11.2m	2:13.03	58.84s (2)	29.62s (2)
4 VADER	7	11.2m	2:13.03	59.79s (1)	29.95s (1)
8 MY MASTERCRAFTSMA	8	11.9m	2:13.09	59.14s (1)	29.33s (2)
6 ELLIOTT BROMAC	9	15.9m	2:13.38	59.63s (2)	30.36s (2)
3 NOLONGA YOUR CHOIC	10	32.6m	2:14.63	61.03s (1)	31.07s (1)

Finish Position and metres gained from 800m



Trots Sectionals
 Powered by
www.pjdata.com.au
 Home of PJ Trots Analyser



The Racing Queensland Board (trading as Racing Queensland) and provider are not responsible for the completeness or accuracy of any of the information contained herein, and makes no representations about its suitability for any purpose.

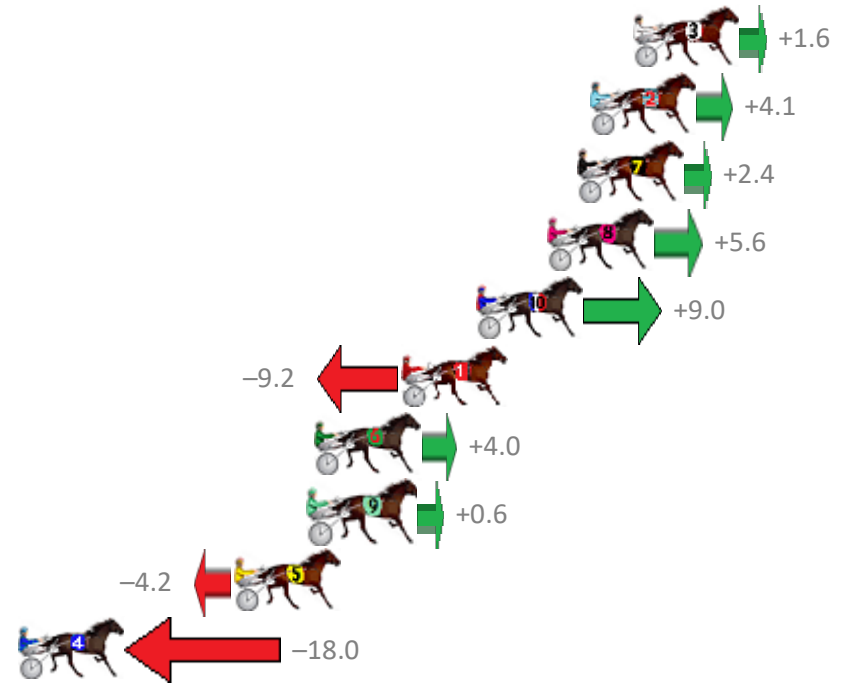
Redcliffe Race 7 Distance 2040m

Thursday, 29 March 2018

Gross Time: 2:37.60 MileRate: 2:04.30 LeadTime: 32.50s First Qtr: 33.60s Second Qtr: 32.60s Third Qtr: 29.60s Fourth Qtr: 29.30s

NoHorse	Plc	Margin	Time	800Time (W)	400 Time (W)
3 OUR BUSCEMI	1	0.0m	2:37.60	58.78s (1)	29.14s (1)
2 CALCAVADO	2	1.7m	2:37.72	58.60s (1)	28.94s (1)
7 STEVEEJAY	3	2.2m	2:37.76	58.72s (0)	29.08s (0)
8 RAFFERTY DELIGHTS	4	3.4m	2:37.85	58.49s (0)	28.79s (0)
10 GOODTIME STRIDE	5	6.2m	2:38.05	58.24s (1)	28.89s (1)
1 OSCARS GLORY	6	9.2m	2:38.27	59.58s (0)	29.97s (0)
6 THE AMERICAN DREAM	7	12.6m	2:38.52	58.61s (2)	29.01s (3)
9 WEE JIMMY	8	12.8m	2:38.54	58.86s (0)	29.08s (0)
5 XTRAORDINARY LOMB	9	15.8m	2:38.76	59.21s (2)	29.55s (2)
4 OUR PEPPERJACK	10	24.4m	2:39.39	60.23s (2)	30.56s (2)

Finish Position and metres gained from 800m



Trots Sectionals
 Powered by
www.pjdata.com.au
 Home of PJ Trots Analyser



The Racing Queensland Board (trading as Racing Queensland) and provider are not responsible for the completeness or accuracy of any of the information contained herein, and makes no representations about its suitability for any purpose.