

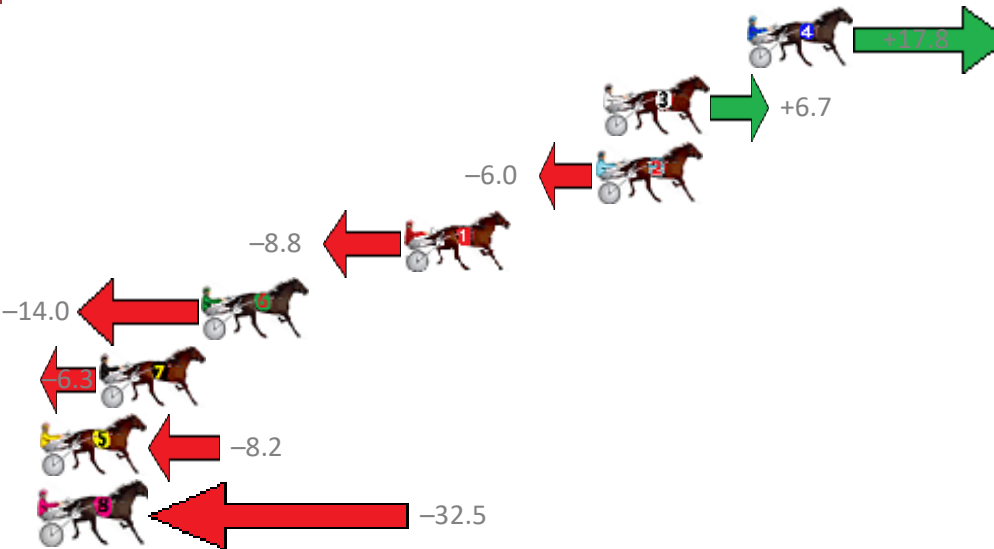
# Albion Park Race 1 Distance 1660m

Tuesday, 3 July 2018

Gross Time: 2:02.90 MileRate: 1:59.20 LeadTime: 3.40s First Qtr: 28.40s Second Qtr: 31.10s Third Qtr: 29.60s Fourth Qtr: 30.40s

| NoHorse              | Plc | Margin | Time    | 800Time (W) | 400 Time (W) |
|----------------------|-----|--------|---------|-------------|--------------|
| 4 COMMODORE JUJON    | 1   | 0.0m   | 2:02.90 | 58.67s (1)  | 30.07s (2)   |
| 3 FEELING FROSTY     | 2   | 5.7m   | 2:03.33 | 59.50s (1)  | 30.27s (1)   |
| 2 TORQUE IS MY GIRL  | 3   | 6.0m   | 2:03.36 | 60.45s (0)  | 30.86s (0)   |
| 1 WHERE'S TASCOTT    | 4   | 13.6m  | 2:03.93 | 60.66s (0)  | 31.07s (0)   |
| 6 SAMS THE BEST      | 5   | 21.6m  | 2:04.54 | 61.05s (1)  | 31.83s (1)   |
| 7 COCOBLISS          | 6   | 25.7m  | 2:04.85 | 60.47s (0)  | 31.37s (1)   |
| 5 WHITE HEART BUNTER | 7   | 31.2m  | 2:05.27 | 60.62s (1)  | 31.69s (2)   |
| 8 DISCO ROLLER       | 8   | 42.9m  | 2:06.16 | 62.44s (0)  | 32.79s (0)   |

Finish Position and metres gained from 800m



Trots Sectionals  
 Powered by  
[www.pjdata.com.au](http://www.pjdata.com.au)  
 Home of PJ Trots Analyser



The Racing Queensland Board (trading as Racing Queensland) and provider are not responsible for the completeness or accuracy of any of the information contained herein, and makes no representations about its suitability for any purpose.

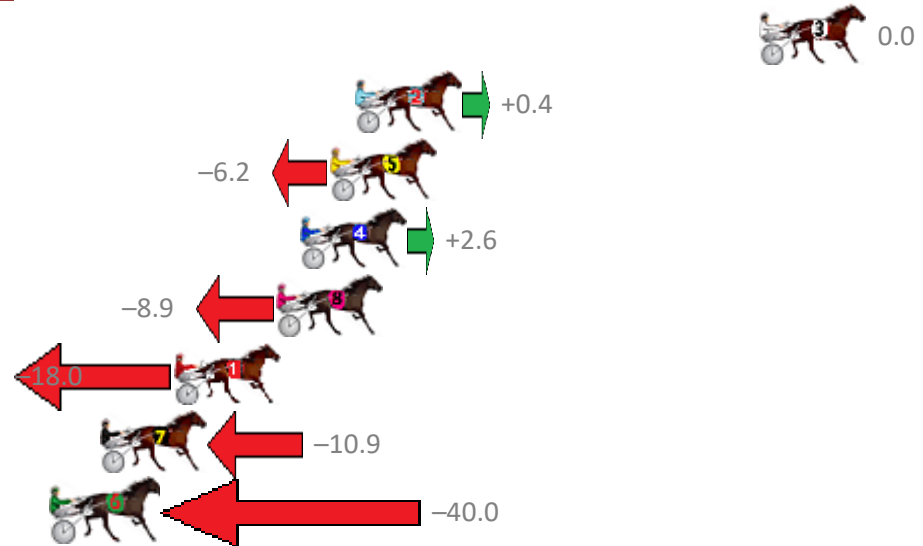
# Albion Park Race 2 Distance 1660m

Tuesday, 3 July 2018

Gross Time: 2:00.00 MileRate: 1:56.40 LeadTime: 3.40s First Qtr: 28.80s Second Qtr: 30.60s Third Qtr: 28.70s Fourth Qtr: 28.50s

| NoHorse            | Plc | Margin | Time    | 800Time (W) | 400 Time (W) |
|--------------------|-----|--------|---------|-------------|--------------|
| 3 BETTING BARON    | 1   | 0.0m   | 2:00.00 | 57.20s (0)  | 28.50s (0)   |
| 2 TAP IT IN        | 2   | 16.0m  | 2:01.14 | 57.17s (1)  | 28.73s (2)   |
| 5 SONNY SAVEAO     | 3   | 17.0m  | 2:01.21 | 57.64s (1)  | 29.14s (1)   |
| 4 SNAKES N LADDERS | 4   | 18.2m  | 2:01.30 | 57.01s (1)  | 28.57s (2)   |
| 8 MODERNDAY FALCON | 5   | 19.1m  | 2:01.36 | 57.84s (0)  | 29.06s (0)   |
| 1 MAESTRO MAC      | 6   | 23.2m  | 2:01.65 | 58.49s (0)  | 29.67s (0)   |
| 7 NOT ALWAYS       | 7   | 26.1m  | 2:01.86 | 57.98s (0)  | 29.23s (0)   |
| 6 BALTIC BLUE EYES | 8   | 46.0m  | 2:03.28 | 60.06s (1)  | 30.81s (1)   |

Finish Position and metres gained from 800m



Trots Sectionals  
 Powered by  
[www.pjdata.com.au](http://www.pjdata.com.au)  
 Home of PJ Trots Analyser



The Racing Queensland Board (trading as Racing Queensland) and provider are not responsible for the completeness or accuracy of any of the information contained herein, and makes no representations about its suitability for any purpose.


# Albion Park Race 3 Distance 1660m

Tuesday, 3 July 2018

Gross Time: 2:03.10 MileRate: 1:59.30 LeadTime: 3.50s First Qtr: 30.90s Second Qtr: 31.30s Third Qtr: 29.00s Fourth Qtr: 28.40s

| NoHorse          | Plc | Margin | Time    | 800Time (W) | 400 Time (W) |
|------------------|-----|--------|---------|-------------|--------------|
| 1 LIFES BLACK    | 1   | 0.0m   | 2:03.10 | 57.40s (0)  | 28.40s (0)   |
| 8 MISS MIA       | 2   | 13.4m  | 2:04.05 | 58.02s (0)  | 29.02s (0)   |
| 2 MUCHO GUAPA    | 3   | 15.8m  | 2:04.22 | 57.80s (0)  | 28.74s (0)   |
| 3 BETTOR BECAUSE | 4   | 16.6m  | 2:04.28 | 57.93s (1)  | 28.81s (1)   |
| 5 OVERTHEMOON    | 5   | 19.9m  | 2:04.51 | 58.63s (1)  | 29.43s (1)   |
| 4 SHIMANSHYNE    | 6   | 27.9m  | 2:05.08 | 58.43s (1)  | 29.27s (1)   |
| 6 KABOOBIE       | 7   | 91.1m  | 2:09.57 | 62.83s (0)  | 33.45s (0)   |

Finish Position and metres gained from 800m



Trots Sectionals  
 Powered by  
[www.pjdata.com.au](http://www.pjdata.com.au)  
 Home of PJ Trots Analyser



The Racing Queensland Board (trading as Racing Queensland) and provider are not responsible for the completeness or accuracy of any of the information contained herein, and makes no representations about its suitability for any purpose.

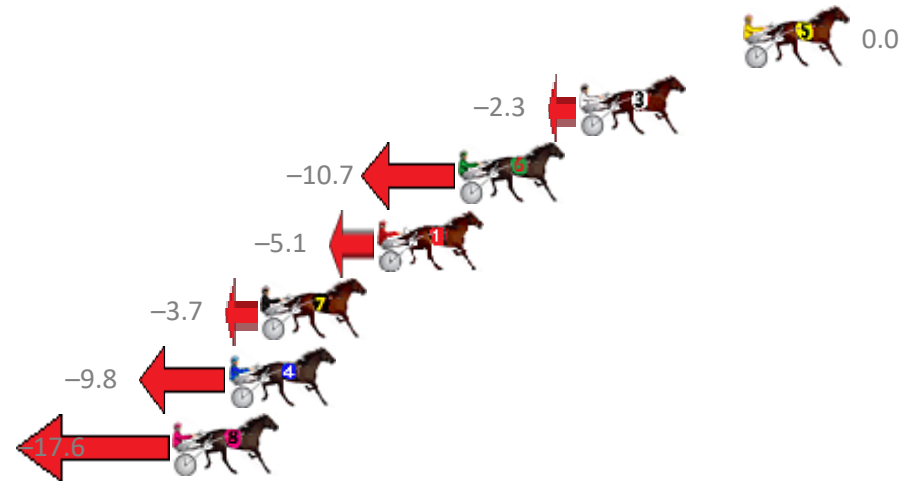
# Albion Park Race 4 Distance 2138m

Tuesday, 3 July 2018

Gross Time: 2:38.80 MileRate: 1:59.50 LeadTime: 38.30s First Qtr: 33.10s Second Qtr: 30.60s Third Qtr: 28.80s Fourth Qtr: 28.00s

| NoHorse             | Plc | Margin | Time    | 800Time (W) | 400 Time (W) |
|---------------------|-----|--------|---------|-------------|--------------|
| 5 GOT THE GOODS     | 1   | 0.0m   | 2:38.80 | 56.80s (0)  | 28.00s (0)   |
| 3 LAUGHING EMOJI    | 2   | 6.5m   | 2:39.26 | 56.96s (0)  | 28.10s (0)   |
| 6 ACT OF VALOR      | 3   | 11.3m  | 2:39.59 | 57.56s (1)  | 28.65s (1)   |
| 1 TORI MAY          | 4   | 14.5m  | 2:39.82 | 57.16s (0)  | 28.22s (0)   |
| 7 SEVEN RIPPIN ACES | 5   | 19.1m  | 2:40.14 | 57.06s (1)  | 28.09s (0)   |
| 4 NAUGHTYINHEAVEN   | 6   | 20.4m  | 2:40.23 | 57.50s (1)  | 28.43s (1)   |
| 8 ARK TEAMO         | 7   | 22.6m  | 2:40.38 | 58.05s (1)  | 29.02s (1)   |

Finish Position and metres gained from 800m



Trots Sectionals  
 Powered by  
[www.pjdata.com.au](http://www.pjdata.com.au)  
 Home of PJ Trots Analyser



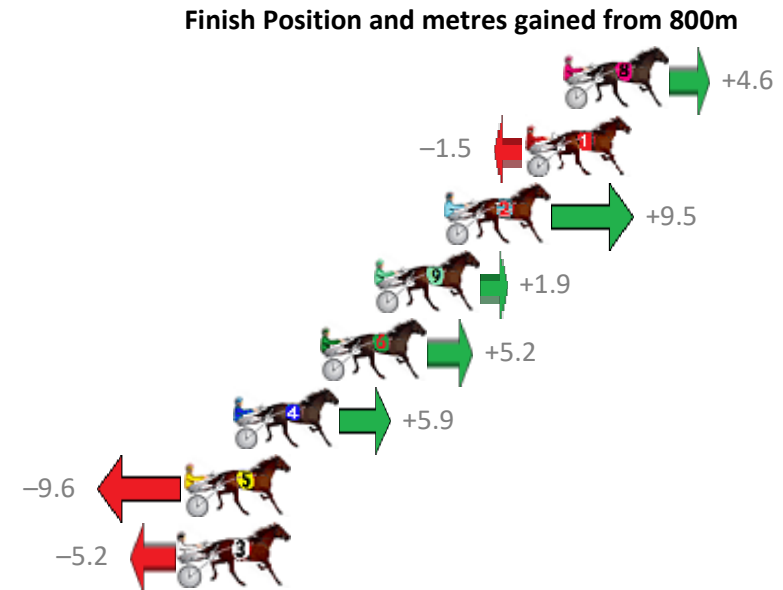
The Racing Queensland Board (trading as Racing Queensland) and provider are not responsible for the completeness or accuracy of any of the information contained herein, and makes no representations about its suitability for any purpose.

# Albion Park Race 5 Distance 2138m

Tuesday, 3 July 2018

Gross Time: 2:36.50 MileRate: 1:57.80 LeadTime: 38.00s First Qtr: 30.90s Second Qtr: 29.20s Third Qtr: 28.90s Fourth Qtr: 29.50s

| NoHorse             | Plc | Margin | Time    | 800Time (W) | 400 Time (W) |
|---------------------|-----|--------|---------|-------------|--------------|
| 8 EARL JUJON        | 1   | 0.0m   | 2:36.50 | 58.06s (0)  | 29.15s (0)   |
| 1 SKYLARHAIN        | 2   | 1.5m   | 2:36.61 | 58.51s (0)  | 29.61s (0)   |
| 2 ASHLEYS ANGEL     | 3   | 4.7m   | 2:36.85 | 57.71s (1)  | 28.73s (2)   |
| 9 THE CARINGBAH KID | 4   | 7.5m   | 2:37.05 | 58.26s (0)  | 29.35s (0)   |
| 6 MY ULTIMATE HELL  | 5   | 9.6m   | 2:37.21 | 58.02s (0)  | 29.10s (0)   |
| 4 MOTU REAL STYLE   | 6   | 13.1m  | 2:37.47 | 57.97s (1)  | 29.01s (2)   |
| 5 BROADWATER        | 7   | 15.0m  | 2:37.61 | 59.10s (1)  | 30.13s (1)   |
| 3 UNDERTHEKILT      | 8   | 15.2m  | 2:37.62 | 58.78s (1)  | 29.78s (1)   |



Trots Sectionals  
 Powered by  
[www.pjdata.com.au](http://www.pjdata.com.au)  
 Home of PJ Trots Analyser



The Racing Queensland Board (trading as Racing Queensland) and provider are not responsible for the completeness or accuracy of any of the information contained herein, and makes no representations about its suitability for any purpose.

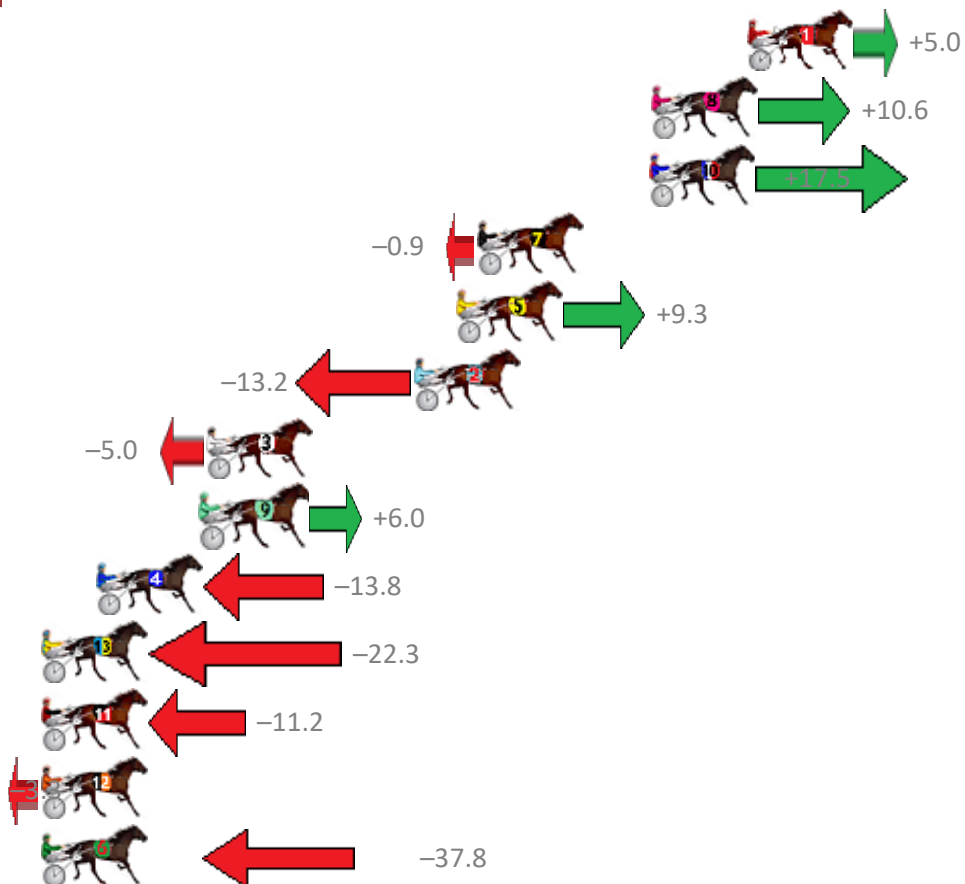
# Albion Park Race 6 Distance 2138m

Tuesday, 3 July 2018

Gross Time: 2:42.00 MileRate: 2:01.90 LeadTime: 40.60s First Qtr: 29.70s Second Qtr: 31.10s Third Qtr: 30.10s Fourth Qtr: 30.50s

| No | Horse         | Plc | Margin | Time    | 800Time (W) | 400 Time (W) |
|----|---------------|-----|--------|---------|-------------|--------------|
| 1  | LANSBURY      | 1   | 0.0m   | 2:42.00 | 60.22s (0)  | 30.13s (0)   |
| 8  | MISTER OZ     | 2   | 3.8m   | 2:42.29 | 59.80s (0)  | 29.60s (0)   |
| 10 | SOUTHERN ALPS | 3   | 3.9m   | 2:42.30 | 59.27s (1)  | 29.88s (2)   |
| 7  | KIP KEINO     | 4   | 10.7m  | 2:42.82 | 60.67s (0)  | 30.58s (0)   |
| 5  | JUSTABITCOCO  | 5   | 11.5m  | 2:42.88 | 59.90s (0)  | 29.76s (0)   |
| 2  | LOCHABER      | 6   | 13.2m  | 2:43.01 | 61.60s (0)  | 31.51s (0)   |
| 3  | CHEVALS RACER | 7   | 21.4m  | 2:43.63 | 60.98s (1)  | 31.55s (2)   |
| 9  | MONORAIL      | 8   | 21.6m  | 2:43.65 | 60.15s (0)  | 30.26s (1)   |
| 4  | STEVES STAR   | 9   | 25.8m  | 2:43.97 | 61.65s (1)  | 31.58s (1)   |
| 13 | IVANOV        | 10  | 29.1m  | 2:44.22 | 62.29s (1)  | 32.20s (1)   |
| 11 | HUDSON BAY    | 11  | 38.4m  | 2:44.93 | 61.45s (1)  | 31.90s (1)   |
| 12 | SCORCHED      | 12  | 53.3m  | 2:46.06 | 60.85s (0)  | 31.21s (0)   |
| 6  | LAVROS SEGIL  | 13  | 117.8m | 2:50.98 | 63.46s (0)  | 32.77s (0)   |

Finish Position and metres gained from 800m



Trots Sectionals  
 Powered by  
[www.pjdata.com.au](http://www.pjdata.com.au)  
 Home of PJ Trots Analyser



The Racing Queensland Board (trading as Racing Queensland) and provider are not responsible for the completeness or accuracy of any of the information contained herein, and makes no representations about its suitability for any purpose.

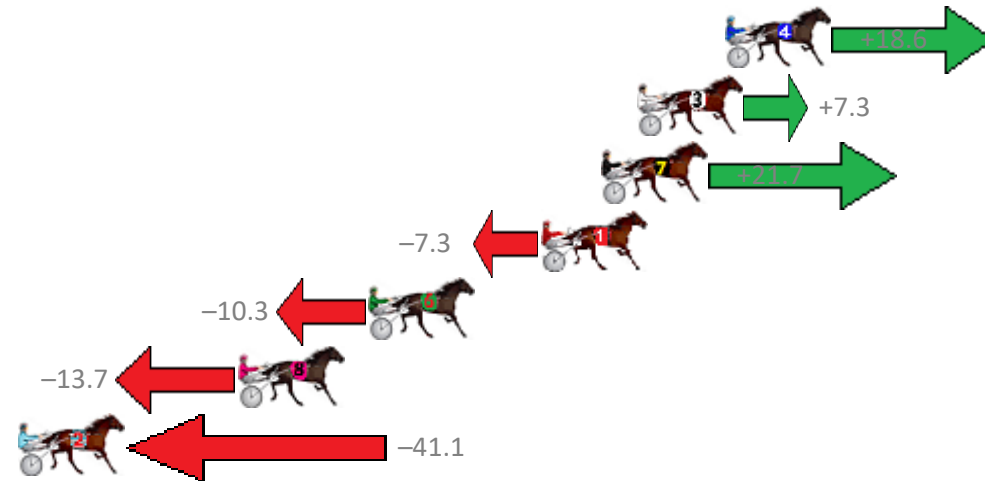
# Albion Park Race 7 Distance 1660m

Tuesday, 3 July 2018

Gross Time: 1:58.90 MileRate: 1:55.30 LeadTime: 3.40s First Qtr: 29.30s Second Qtr: 28.10s Third Qtr: 28.20s Fourth Qtr: 29.90s

| NoHorse             | Plc | Margin | Time    | 800Time (W) | 400 Time (W) |
|---------------------|-----|--------|---------|-------------|--------------|
| 4 BLINGITTOTHEMAX   | 1   | 0.0m   | 1:58.90 | 56.75s (1)  | 28.94s (2)   |
| 3 MAMMALS MAGIC     | 2   | 3.5m   | 1:59.16 | 57.57s (1)  | 29.61s (2)   |
| 7 COME OUT AND PLAY | 3   | 4.9m   | 1:59.27 | 56.52s (1)  | 29.07s (1)   |
| 1 THERESACHANCE     | 4   | 7.3m   | 1:59.45 | 58.63s (0)  | 30.45s (0)   |
| 6 REMEMBER MAC      | 5   | 14.1m  | 1:59.95 | 58.85s (1)  | 30.67s (1)   |
| 8 HAVETOGETAWAYMOR  | 6   | 19.3m  | 2:00.34 | 59.09s (0)  | 30.86s (0)   |
| 2 RAYONG PRINCESS   | 7   | 61.1m  | 2:03.47 | 61.08s (0)  | 32.22s (0)   |

Finish Position and metres gained from 800m



Trots Sectionals  
 Powered by  
[www.pjdata.com.au](http://www.pjdata.com.au)  
 Home of PJ Trots Analyser



The Racing Queensland Board (trading as Racing Queensland) and provider are not responsible for the completeness or accuracy of any of the information contained herein, and makes no representations about its suitability for any purpose.

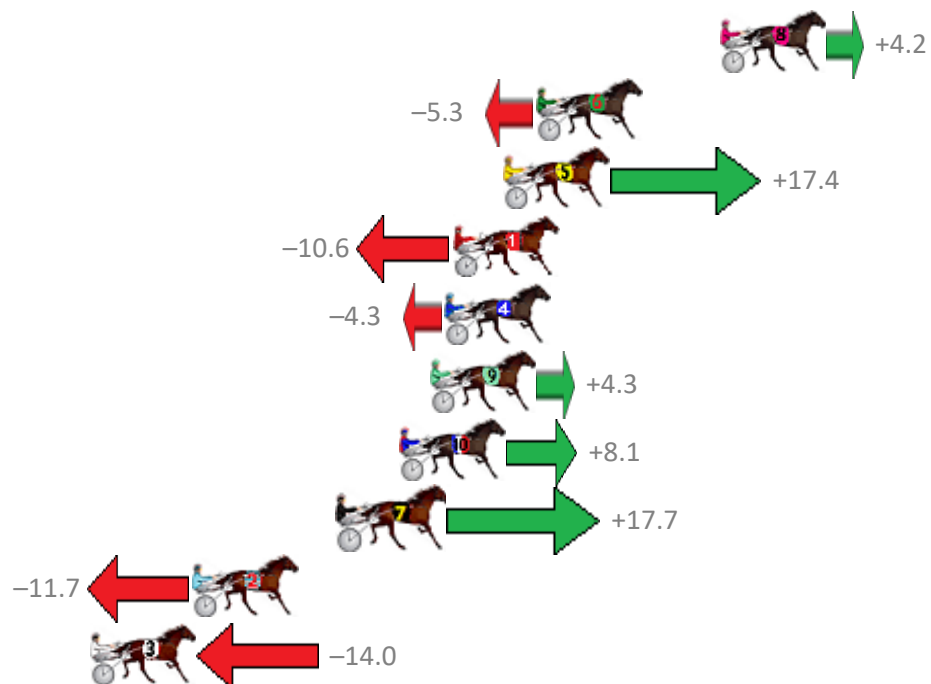
# Albion Park Race 8 Distance 2138m

Tuesday, 3 July 2018

Gross Time: 2:34.40 MileRate: 1:56.20 LeadTime: 36.60s First Qtr: 30.40s Second Qtr: 29.90s Third Qtr: 28.50s Fourth Qtr: 29.00s

| NoHorse             | Plc | Margin | Time    | 800Time (W) | 400 Time (W) |
|---------------------|-----|--------|---------|-------------|--------------|
| 8 SWEET AS          | 1   | 0.0m   | 2:34.40 | 57.20s (0)  | 28.72s (0)   |
| 6 LUCKY VOODOO      | 2   | 7.3m   | 2:34.93 | 57.88s (1)  | 29.53s (2)   |
| 5 LENNY THE LEGEND  | 3   | 8.6m   | 2:35.02 | 56.25s (1)  | 28.35s (2)   |
| 1 ALPHA STYX        | 4   | 10.6m  | 2:35.17 | 58.26s (0)  | 29.70s (1)   |
| 4 DIVAS DELIGHT     | 5   | 10.9m  | 2:35.19 | 57.81s (1)  | 29.43s (2)   |
| 9 GET IN THE GROOVE | 6   | 11.5m  | 2:35.23 | 57.19s (1)  | 28.95s (3)   |
| 10 LUCIFERS LEGEND  | 7   | 12.7m  | 2:35.32 | 56.92s (1)  | 29.66s (3)   |
| 7 GASMONKEY         | 8   | 15.1m  | 2:35.49 | 56.23s (1)  | 28.80s (0)   |
| 2 OHOKA COOPER      | 9   | 20.9m  | 2:35.92 | 58.34s (0)  | 29.83s (0)   |
| 3 FIRE AND ICE      | 10  | 25.0m  | 2:36.21 | 58.51s (1)  | 30.06s (2)   |

Finish Position and metres gained from 800m



Trots Sectionals  
 Powered by  
[www.pjdata.com.au](http://www.pjdata.com.au)  
 Home of PJ Trots Analyser



The Racing Queensland Board (trading as Racing Queensland) and provider are not responsible for the completeness or accuracy of any of the information contained herein, and makes no representations about its suitability for any purpose.




# Albion Park Race 9 Distance 1660m

Tuesday, 3 July 2018

Gross Time: 2:00.80 MileRate: 1:57.10 LeadTime: 3.40s First Qtr: 28.60s Second Qtr: 31.50s Third Qtr: 28.80s Fourth Qtr: 28.50s

| NoHorse             | Plc | Margin | Time    | 800Time (W) | 400 Time (W) |
|---------------------|-----|--------|---------|-------------|--------------|
| 12 PSYCHEDELIC      | 1   | 0.0m   | 2:00.80 | 56.27s (2)  | 27.56s (2)   |
| 4 RIVERLEIGH ROCKET | 2   | 0.5m   | 2:00.84 | 57.34s (0)  | 28.54s (0)   |
| 10 GRINVIL          | 3   | 5.9m   | 2:01.22 | 57.32s (2)  | 28.64s (2)   |
| 2 ROCKNROLL MUSIC   | 4   | 6.3m   | 2:01.25 | 57.44s (0)  | 28.54s (0)   |
| 5 HEZ RAZOR SHARP   | 5   | 7.1m   | 2:01.31 | 57.75s (1)  | 28.86s (1)   |
| 11 SIR JULIAN       | 6   | 10.9m  | 2:01.58 | 57.36s (2)  | 28.66s (2)   |
| 3 PRECIOUS CULLEN   | 7   | 11.7m  | 2:01.63 | 57.75s (1)  | 28.85s (1)   |
| 7 MONIVAE           | 8   | 11.9m  | 2:01.65 | 57.11s (1)  | 28.08s (2)   |
| 8 RUATO BAY         | 9   | 16.3m  | 2:01.96 | 57.54s (0)  | 28.45s (0)   |
| 1 GLOVEMAN GILLY    | 10  | 16.6m  | 2:01.98 | 57.87s (0)  | 28.78s (0)   |
| 6 QUAIN T GLEN      | 11  | 26.8m  | 2:02.71 | 58.50s (1)  | 29.54s (1)   |

Finish Position and metres gained from 800m



Trots Sectionals  
 Powered by  
[www.pjdata.com.au](http://www.pjdata.com.au)  
 Home of PJ Trots Analyser



The Racing Queensland Board (trading as Racing Queensland) and provider are not responsible for the completeness or accuracy of any of the information contained herein, and makes no representations about its suitability for any purpose.

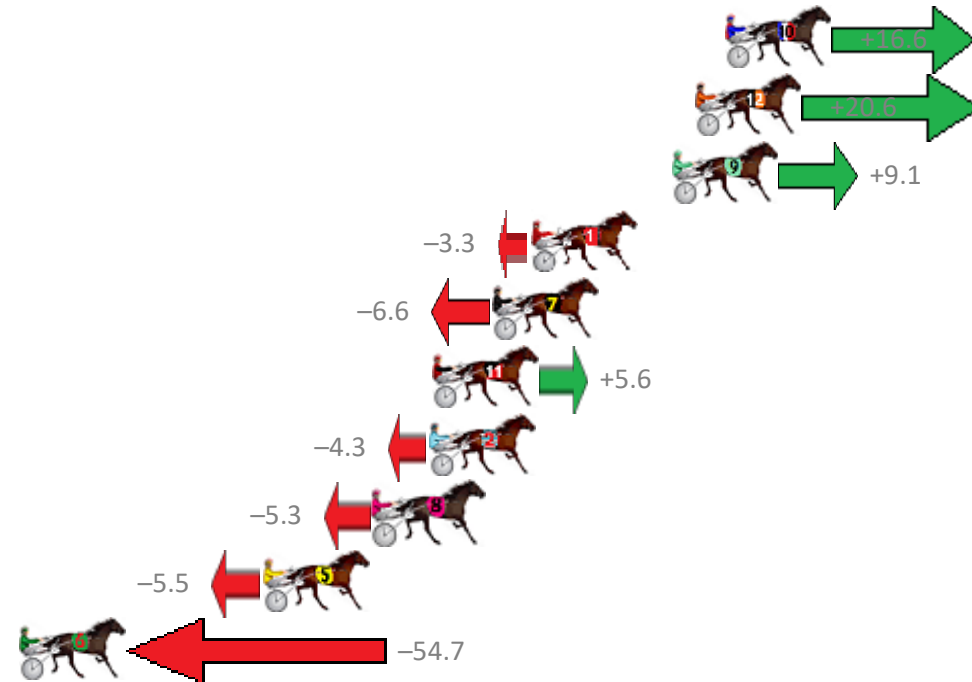
# Albion Park Race 10 Distance 1660m

Tuesday, 3 July 2018

Gross Time: 1:59.50 MileRate: 1:55.90 LeadTime: 3.50s First Qtr: 27.30s Second Qtr: 29.70s Third Qtr: 28.90s Fourth Qtr: 30.10s

| NoHorse             | Plc | Margin | Time    | 800Time (W) | 400 Time (W) |
|---------------------|-----|--------|---------|-------------|--------------|
| 10 BEAU CISHLOM     | 1   | 0.0m   | 1:59.50 | 57.78s (2)  | 29.66s (3)   |
| 12 SHEZABONNYGEM    | 2   | 1.2m   | 1:59.59 | 57.48s (2)  | 29.42s (2)   |
| 9 GREGS LEGACY      | 3   | 2.1m   | 1:59.66 | 58.33s (1)  | 30.24s (1)   |
| 1 CAESARS ASTRUM    | 4   | 7.7m   | 2:00.08 | 59.24s (0)  | 29.42s (1)   |
| 7 HELL BENT         | 5   | 9.2m   | 2:00.19 | 59.49s (1)  | 30.79s (0)   |
| 11 KYMS BOY         | 6   | 11.6m  | 2:00.37 | 58.59s (1)  | 30.19s (1)   |
| 2 SPEEDIE MCARDLE   | 7   | 11.7m  | 2:00.38 | 59.32s (2)  | 30.75s (2)   |
| 8 GOODTIME STRIDE   | 8   | 13.9m  | 2:00.55 | 59.39s (0)  | 29.52s (1)   |
| 5 BOB GAGE          | 9   | 18.3m  | 2:00.88 | 59.41s (0)  | 30.24s (2)   |
| 6 MISTER FANTANGLES | 10  | 54.7m  | 2:03.62 | 63.03s (0)  | 33.03s (0)   |

Finish Position and metres gained from 800m



Trots Sectionals  
 Powered by  
[www.pjdata.com.au](http://www.pjdata.com.au)  
 Home of PJ Trots Analyser



The Racing Queensland Board (trading as Racing Queensland) and provider are not responsible for the completeness or accuracy of any of the information contained herein, and makes no representations about its suitability for any purpose.