


Redcliffe Race 1 Distance 1780m

Sunday, 8 July 2018

Gross Time: 2:16.20 MileRate: 2:03.10 LeadTime: 12.10s First Qtr: 31.30s Second Qtr: 33.80s Third Qtr: 30.80s Fourth Qtr: 28.20s

NoHorse	Plc	Margin	Time	800Time (W)	400 Time (W)
2 IM FREE FALLING	1	0.0m	2:16.20	59.00s (0)	28.20s (0)
1 PROJECTILE	2	5.5m	2:16.59	59.08s (0)	28.22s (0)
7 RUFFALO	3	9.1m	2:16.84	58.98s (0)	28.16s (0)
4 LISAS LAWYER	4	10.1m	2:16.91	59.52s (1)	28.66s (1)
3 SIR SEMPER FIDELIS	5	10.5m	2:16.94	59.21s (1)	28.35s (1)
5 CAPTURE ME	6	13.3m	2:17.14	58.96s (0)	28.14s (0)
8 ASHLEYS ANGEL	7	13.7m	2:17.17	59.14s (1)	28.25s (1)
10 JAX NAVARO	8	15.5m	2:17.29	58.61s (1)	27.66s (2)
6 WEE JIMMY	9	19.1m	2:17.55	58.54s (1)	28.31s (1)
9 ERNIE BARRASSO	10	22.0m	2:17.75	59.44s (1)	28.51s (2)

Finish Position and metres gained from 800m



Trots Sectionals
 Powered by
www.pjdata.com.au
 Home of PJ Trots Analyser



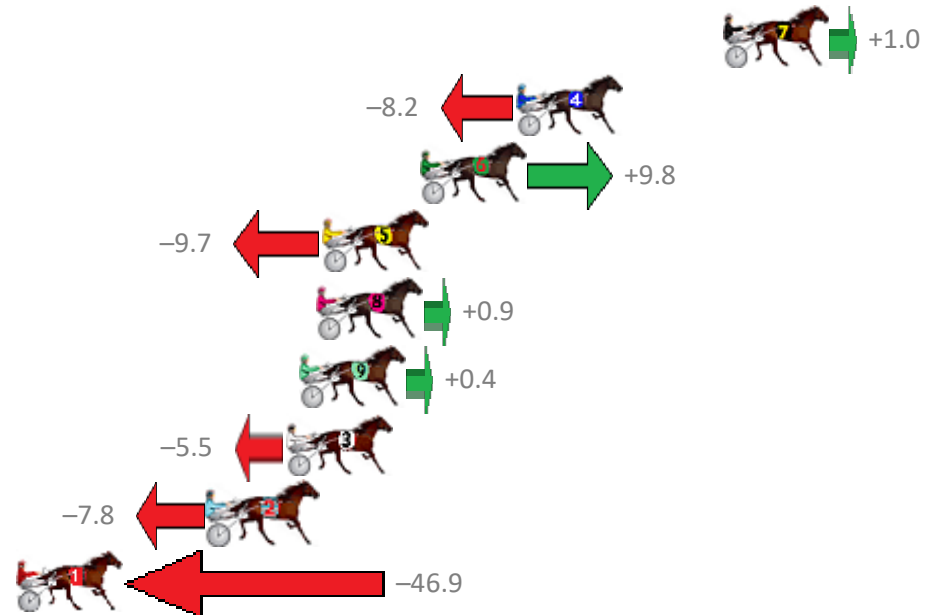
Redcliffe Race 2 Distance 2040m

Sunday, 8 July 2018

Gross Time: 2:31.10 MileRate: 1:59.20 LeadTime: 31.80s First Qtr: 30.10s Second Qtr: 30.20s Third Qtr: 28.50s Fourth Qtr: 30.50s

NoHorse	Plc	Margin	Time	800Time (W)	400 Time (W)
7 COUNTDOWN	1	0.0m	2:31.10	58.93s (1)	30.50s (1)
4 KARLOO MAC	2	8.2m	2:31.73	59.60s (0)	31.02s (0)
6 LONG ROAD TO FAME	3	12.0m	2:32.01	58.28s (1)	29.68s (2)
5 SICILIAN SLUMBER	4	15.9m	2:32.31	59.72s (1)	31.33s (1)
8 MISTER ELEGANT	5	16.1m	2:32.33	58.93s (1)	30.28s (1)
9 FOURS ENUF TAS	6	16.8m	2:32.38	58.97s (0)	29.40s (2)
3 PLATINUM ART	7	17.3m	2:32.42	59.41s (1)	30.61s (0)
2 OHOKA COOPER	8	20.4m	2:32.66	59.58s (0)	30.06s (1)
1 HANDSOME MAJOR	9	54.9m	2:35.29	62.46s (0)	32.83s (0)

Finish Position and metres gained from 800m



Trots Sectionals
 Powered by
www.pjdata.com.au
 Home of PJ Trots Analyser



The Racing Queensland Board (trading as Racing Queensland) and provider are not responsible for the completeness or accuracy of any of the information contained herein, and makes no representations about its suitability for any purpose.

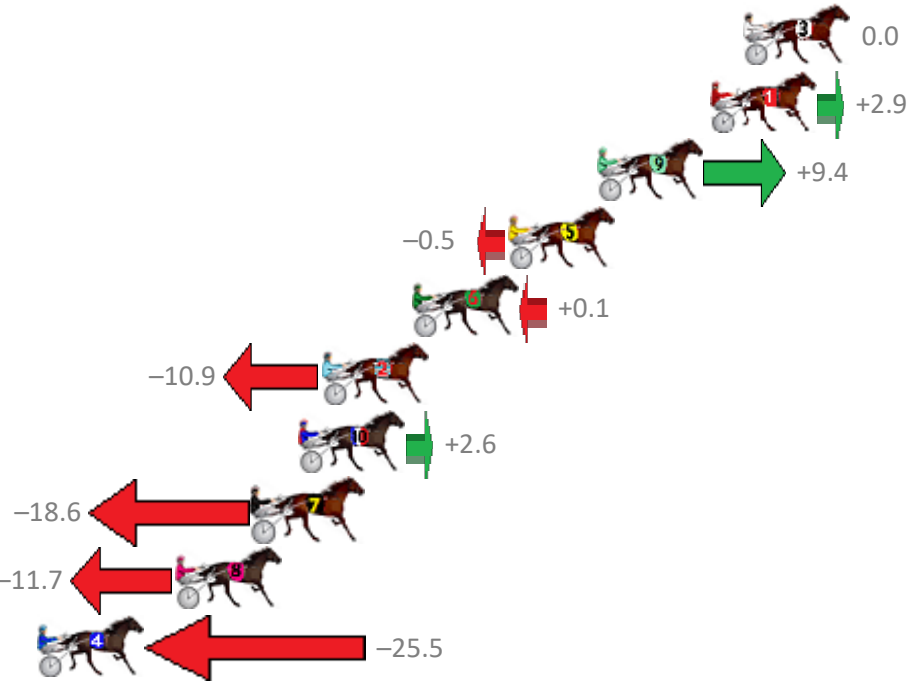
Redcliffe Race 3 Distance 2040m

Sunday, 8 July 2018

Gross Time: 2:35.70 MileRate: 2:02.80 LeadTime: 33.20s First Qtr: 32.30s Second Qtr: 31.80s Third Qtr: 28.80s Fourth Qtr: 29.60s

NoHorse	Plc	Margin	Time	800Time (W)	400 Time (W)
3 UNDERTHEKILT	1	0.0m	2:35.70	58.40s (0)	29.60s (0)
1 DIXIE TRIX	2	1.3m	2:35.80	58.19s (0)	29.39s (0)
9 DOWNAN OUT	3	5.8m	2:36.13	57.71s (1)	29.59s (2)
5 NEVAEH	4	9.3m	2:36.39	58.44s (0)	29.58s (0)
6 CHEVALS DIAMOND	5	13.1m	2:36.67	58.39s (0)	29.47s (0)
2 TELL THE FUTURE	6	16.7m	2:36.94	59.20s (1)	30.23s (1)
10 THE NEXT STAR	7	17.6m	2:37.00	58.21s (1)	29.87s (2)
7 CAESARS ASTRUM	8	19.4m	2:37.14	59.76s (1)	30.95s (1)
8 MAJOR TRALEE	9	22.5m	2:37.36	59.25s (1)	30.35s (1)
4 SANTASTIC PRINCESS	10	46.1m	2:39.11	60.26s (0)	31.31s (0)

Finish Position and metres gained from 800m



Trots Sectionals
 Powered by
www.pjdata.com.au
 Home of PJ Trots Analyser



The Racing Queensland Board (trading as Racing Queensland) and provider are not responsible for the completeness or accuracy of any of the information contained herein, and makes no representations about its suitability for any purpose.


Redcliffe Race 4 Distance 1780m

Sunday, 8 July 2018

Gross Time: 2:12.20 MileRate: 1:59.50 LeadTime: 11.70s First Qtr: 29.50s Second Qtr: 30.70s Third Qtr: 29.30s Fourth Qtr: 31.00s

NoHorse	Plc	Margin	Time	800Time (W)	400 Time (W)
10 BELLA RIPPIN	1	0.0m	2:12.20	58.79s (1)	30.15s (2)
6 ELLIOTT BROMAC	2	0.5m	2:12.24	58.94s (2)	30.54s (2)
7 LIVING GRAND	3	3.3m	2:12.46	60.20s (0)	30.87s (0)
8 GHOST GUM	4	6.8m	2:12.73	60.13s (0)	30.80s (0)
1 RISKY BUZINESS	5	9.8m	2:12.96	61.04s (0)	31.76s (0)
4 SMILING ARMADA	6	11.2m	2:13.07	60.83s (1)	31.39s (1)
5 ROCKNROLL MUSIC	7	14.5m	2:13.32	61.39s (1)	31.98s (1)
3 ONE LAST ROLL	8	17.5m	2:13.56	60.47s (0)	31.16s (0)
9 TIBYTOA	9	23.9m	2:14.05	60.96s (1)	31.55s (1)
2 MAJOR STRIKE	10	32.1m	2:14.69	61.98s (1)	32.54s (1)

Finish Position and metres gained from 800m



Trots Sectionals
 Powered by
www.pjdata.com.au
 Home of PJ Trots Analyser



The Racing Queensland Board (trading as Racing Queensland) and provider are not responsible for the completeness or accuracy of any of the information contained herein, and makes no representations about its suitability for any purpose.

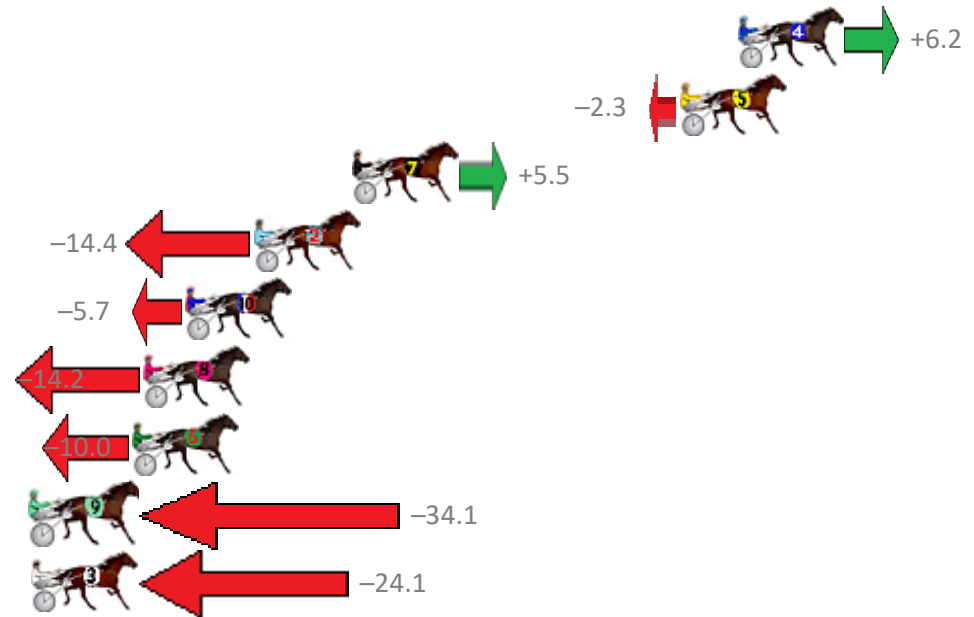
Redcliffe Race 5 Distance 2040m

Sunday, 8 July 2018

Gross Time: 2:34.80 MileRate: 2:02.10 LeadTime: 33.00s First Qtr: 30.60s Second Qtr: 31.40s Third Qtr: 29.70s Fourth Qtr: 30.10s

NoHorse	Plc	Margin	Time	800Time (W)	400 Time (W)
4 ALWAYS AT NIGHT	1	0.0m	2:34.80	59.34s (1)	29.45s (2)
5 DIABOLO STAR	2	2.3m	2:34.97	59.97s (0)	30.27s (0)
7 ARES	3	15.3m	2:35.95	59.39s (1)	30.18s (3)
2 WILD ABOUT TOWN	4	19.2m	2:36.24	60.88s (0)	30.81s (0)
10 CHEYENNE WARRIOR	5	21.9m	2:36.45	60.23s (1)	31.04s (3)
8 MANOFLISA	6	23.6m	2:36.58	60.86s (0)	30.76s (0)
6 MACS CHOICE	7	24.0m	2:36.61	60.55s (0)	30.45s (0)
9 DOUBLE BAILEYS	8	34.9m	2:37.43	62.35s (1)	32.35s (1)
3 SAND SAFARI	9	35.7m	2:37.49	61.60s (1)	31.73s (1)

Finish Position and metres gained from 800m



Trots Sectionals
 Powered by
www.pjdata.com.au
 Home of PJ Trots Analyser



The Racing Queensland Board (trading as Racing Queensland) and provider are not responsible for the completeness or accuracy of any of the information contained herein, and makes no representations about its suitability for any purpose.

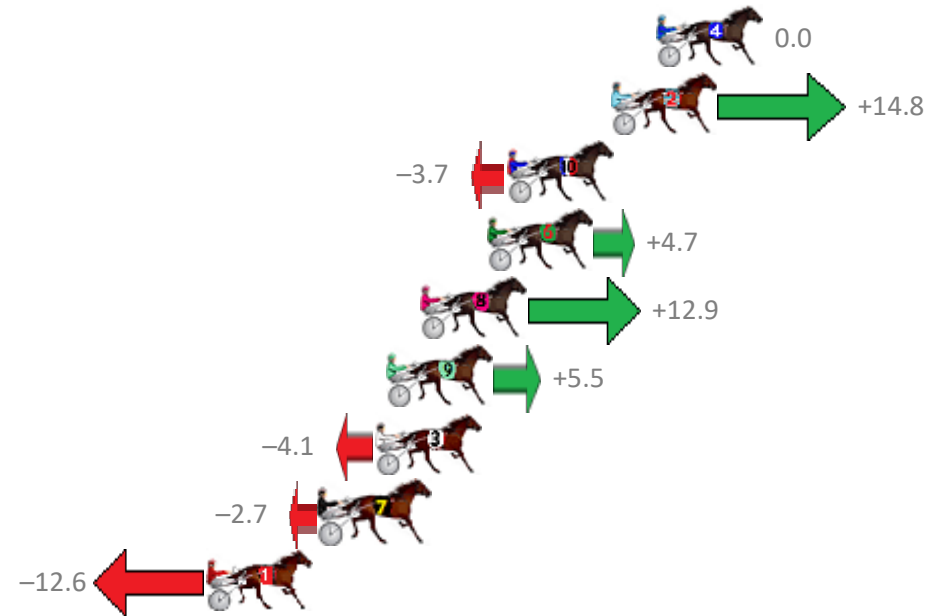
Redcliffe Race 6 Distance 1780m

Sunday, 8 July 2018

Gross Time: 2:16.20 MileRate: 2:03.10 LeadTime: 12.20s First Qtr: 29.60s Second Qtr: 32.90s Third Qtr: 30.20s Fourth Qtr: 31.30s

NoHorse	Plc	Margin	Time	800Time (W)	400 Time (W)
4 NOT ALWAYS	1	0.0m	2:16.20	61.50s (0)	31.30s (0)
2 CONNIE MATTGREGOR	2	1.8m	2:16.34	60.36s (1)	30.67s (2)
10 COAST WARNING	3	5.9m	2:16.66	61.78s (1)	31.61s (1)
6 DALACOS EMPRESS	4	6.7m	2:16.72	61.14s (1)	31.28s (1)
8 ARCHIECANO	5	9.3m	2:16.93	60.51s (1)	30.82s (2)
9 DRUNK ARTIST	6	10.7m	2:17.04	61.08s (0)	31.01s (1)
3 BUKTHSYSTEM	7	11.1m	2:17.07	61.82s (1)	31.86s (2)
7 ITS YOU NOT ME	8	13.3m	2:17.24	61.71s (0)	31.51s (0)
1 JUSTCALLME KAYJAY	9	17.8m	2:17.59	62.47s (0)	32.25s (0)

Finish Position and metres gained from 800m



Trots Sectionals
 Powered by
www.pjdata.com.au
 Home of PJ Trots Analyser



The Racing Queensland Board (trading as Racing Queensland) and provider are not responsible for the completeness or accuracy of any of the information contained herein, and makes no representations about its suitability for any purpose.

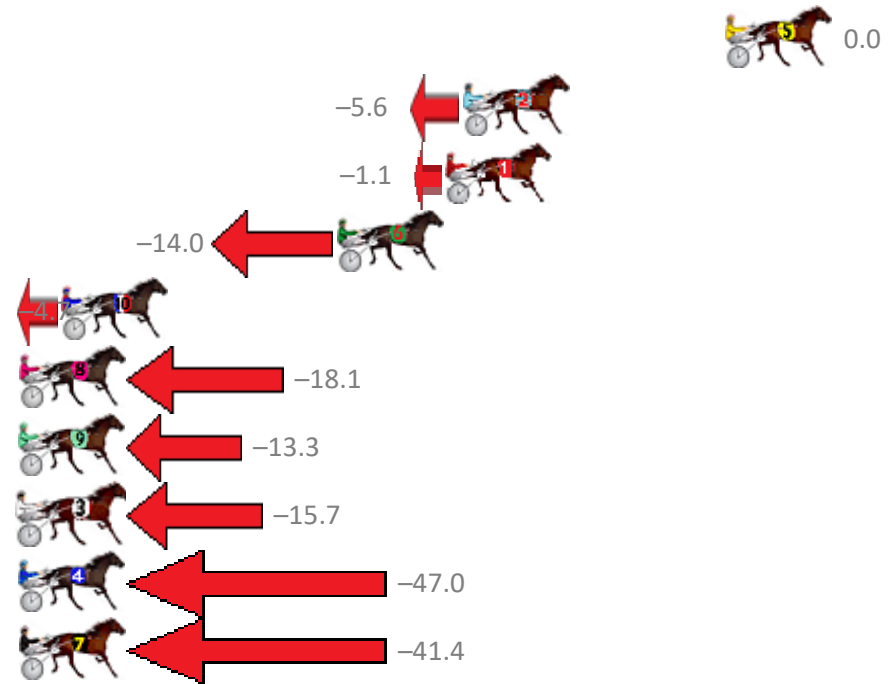
Redcliffe Race 7 Distance 1780m

Sunday, 8 July 2018

Gross Time: 2:13.80 MileRate: 2:01.00 LeadTime: 12.60s First Qtr: 29.50s Second Qtr: 32.80s Third Qtr: 29.60s Fourth Qtr: 29.30s

NoHorse	Plc	Margin	Time	800Time (W)	400 Time (W)
5 SEVEN RIPPIN ACES	1	0.0m	2:13.80	58.90s (0)	29.30s (0)
2 ANGELOFSPEED	2	10.4m	2:14.56	59.31s (0)	29.46s (0)
1 TOO GOOD FOR YOU	3	11.1m	2:14.61	58.98s (0)	29.01s (0)
6 GRIZZLY MONTANA	4	15.4m	2:14.93	59.93s (1)	30.14s (1)
10 HIGH ON MONTANA	5	26.3m	2:15.73	59.25s (1)	29.23s (1)
8 KATHLEEN GRACE	6	29.7m	2:15.98	60.23s (1)	30.08s (1)
9 KAYJAYS TERROR	7	29.7m	2:15.98	59.88s (1)	29.72s (2)
3 NON PASSARE	8	36.1m	2:16.44	60.06s (0)	30.03s (0)
4 PRETTYCOMPACT	9	53.4m	2:17.71	62.36s (1)	32.35s (1)
7 BRONSKI BABY	10	57.0m	2:17.98	61.95s (0)	31.91s (0)

Finish Position and metres gained from 800m



Trots Sectionals
 Powered by
www.pjdata.com.au
 Home of PJ Trots Analyser



The Racing Queensland Board (trading as Racing Queensland) and provider are not responsible for the completeness or accuracy of any of the information contained herein, and makes no representations about its suitability for any purpose.

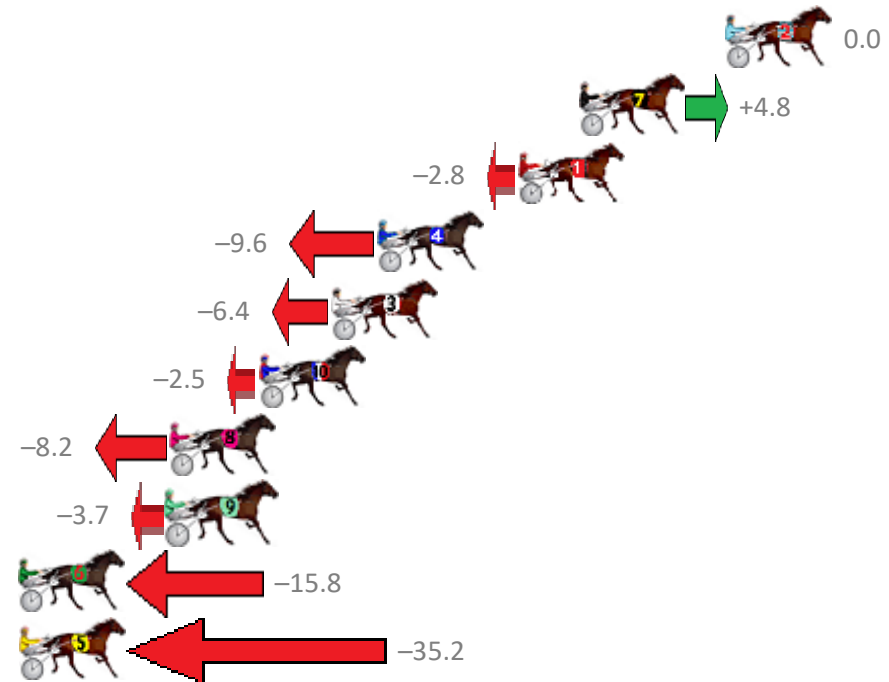
Redcliffe Race 8 Distance 1780m

Sunday, 8 July 2018

Gross Time: 2:16.50 MileRate: 2:03.40 LeadTime: 12.70s First Qtr: 31.10s Second Qtr: 32.90s Third Qtr: 30.60s Fourth Qtr: 29.20s

NoHorse	Plc	Margin	Time	800Time (W)	400 Time (W)
2 MEANT TO BE ME	1	0.0m	2:16.50	59.80s (0)	29.20s (0)
7 ILL BE A LADY	2	5.8m	2:16.92	59.44s (0)	28.91s (0)
1 HAWAIIAN SUN RISE	3	8.2m	2:17.10	60.01s (0)	29.42s (0)
4 MAHALO	4	13.8m	2:17.51	60.52s (1)	29.87s (1)
3 DONT BE JEALOUS	5	15.6m	2:17.64	60.28s (1)	29.67s (1)
10 MISS ROB ROY	6	18.5m	2:17.85	59.99s (0)	29.46s (0)
8 EMARGEE	7	22.0m	2:18.11	60.41s (1)	29.80s (1)
9 BALTIC BLUE EYES	8	22.1m	2:18.11	60.08s (1)	29.47s (1)
6 THREE WISE MACHS	9	43.6m	2:19.68	60.98s (1)	30.66s (1)
5 PURE MADNESS	10	58.2m	2:20.75	62.43s (1)	32.02s (0)

Finish Position and metres gained from 800m



Trots Sectionals
 Powered by
www.pjdata.com.au
 Home of PJ Trots Analyser



The Racing Queensland Board (trading as Racing Queensland) and provider are not responsible for the completeness or accuracy of any of the information contained herein, and makes no representations about its suitability for any purpose.