

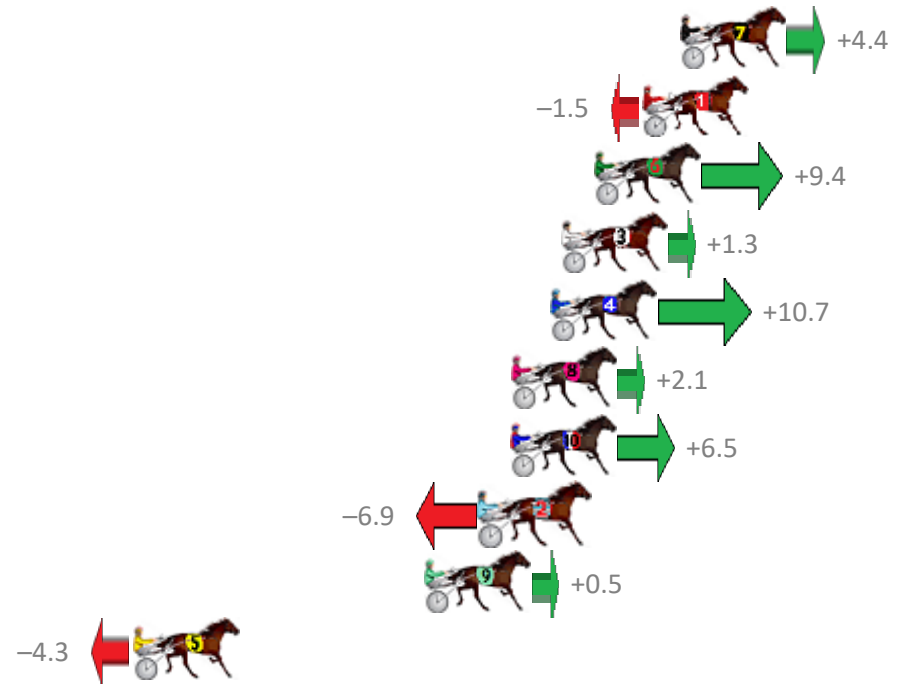
Redcliffe Race 1 Distance 1780m

Wednesday, 5 September 2018

Gross Time: 2:11.10 MileRate: 1:58.50 LeadTime: 11.40s First Qtr: 30.90s Second Qtr: 30.40s Third Qtr: 28.80s Fourth Qtr: 29.60s

NoHorse	Plc	Margin	Time	800Time (W)	400 Time (W)
7 SAMMYSLUCK	1	0.0m	2:11.10	58.08s (0)	29.24s (0)
1 IM FREE FALLING	2	1.5m	2:11.21	58.51s (0)	29.71s (0)
6 COMIGAL	3	3.4m	2:11.35	57.71s (2)	29.45s (2)
3 DAPPER	4	4.7m	2:11.45	58.31s (1)	29.47s (1)
4 EARL JUJON	5	5.1m	2:11.48	57.62s (1)	29.21s (2)
8 ASHLEYS ANGEL	6	6.7m	2:11.60	58.25s (0)	29.37s (0)
10 MACH SAM	7	6.7m	2:11.60	57.93s (0)	29.03s (0)
2 HOT DOGMA	8	7.9m	2:11.68	58.90s (1)	30.08s (1)
9 INVITE ONLY	9	10.1m	2:11.85	58.36s (1)	29.50s (1)
5 ROWDYS ACE	10	21.7m	2:12.71	58.71s (0)	29.81s (1)

Finish Position and metres gained from 800m



Sectionals
Powered by



Returning 15 September 2018

PJ Harness Analyser

Master harness racing with the power of sectionals

Owners, Trainers and Punters - Check out what's new at www.pjdata.com.au

The Racing Queensland Board (trading as Racing Queensland) and provider are not responsible for the completeness or accuracy of any of the information contained herein, and makes no representations about its suitability for any purpose.

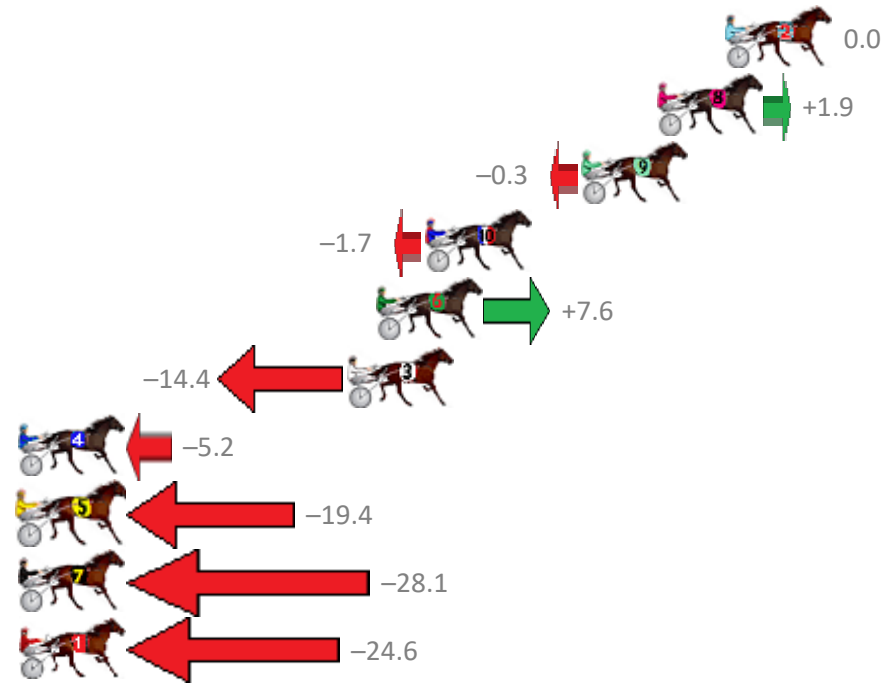
Redcliffe Race 2 Distance 1780m

Wednesday, 5 September 2018

Gross Time: 2:10.60 MileRate: 1:58.10 LeadTime: 11.40s First Qtr: 30.70s Second Qtr: 30.20s Third Qtr: 28.90s Fourth Qtr: 29.40s

NoHorse	Plc	Margin	Time	800Time (W)	400 Time (W)
2 THE NEXT STAR	1	0.0m	2:10.60	58.30s (0)	29.40s (0)
8 GREGS LEGACY	2	2.7m	2:10.80	58.16s (0)	29.25s (0)
9 BOB GAGE	3	5.7m	2:11.02	58.32s (1)	29.42s (2)
10 SPONDOOLEY	4	11.9m	2:11.47	58.42s (1)	29.50s (1)
6 KURAHAUPO GAMBLER	5	13.8m	2:11.61	57.75s (1)	28.83s (1)
3 RARING TO GO	6	15.0m	2:11.70	59.35s (1)	30.24s (1)
4 GUTS	7	33.4m	2:13.05	58.68s (0)	30.11s (0)
5 TRENTLEIGH	8	34.4m	2:13.13	59.71s (1)	30.68s (1)
7 RED LUCK	9	38.1m	2:13.40	60.35s (0)	31.30s (0)
1 ERNIE BARRASSO	10	53.6m	2:14.54	60.09s (1)	31.18s (1)

Finish Position and metres gained from 800m



Sectionals
Powered by



Returning 15 September 2018

PJ Harness Analyser

Master harness racing with the power of sectionals

Owners, Trainers and Punters - Check out what's new at www.pjdata.com.au

The Racing Queensland Board (trading as Racing Queensland) and provider are not responsible for the completeness or accuracy of any of the information contained herein, and makes no representations about its suitability for any purpose.

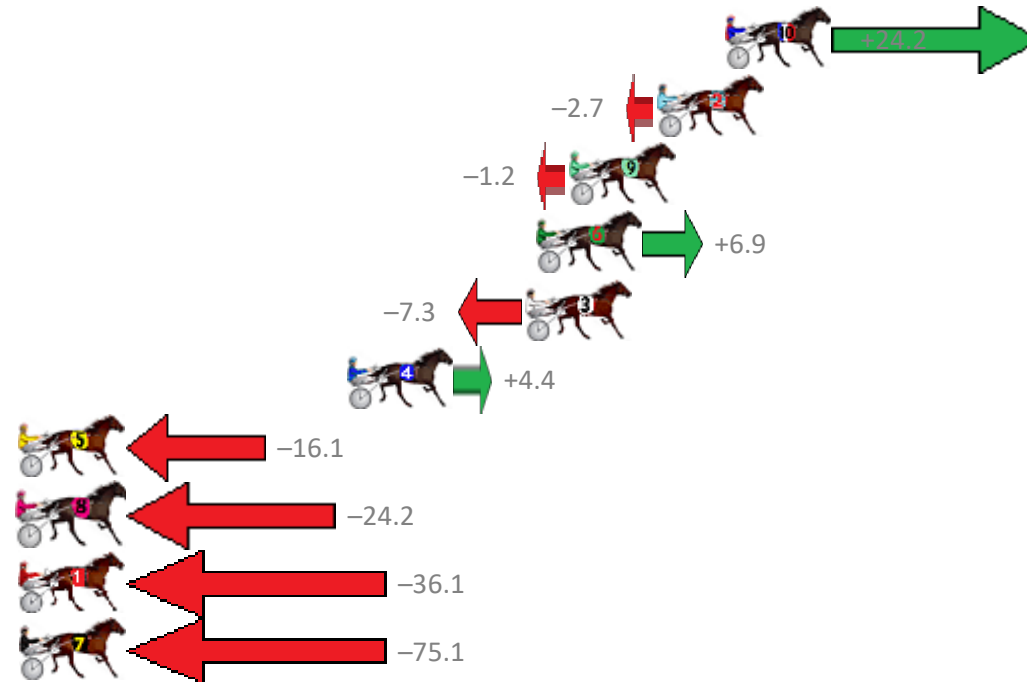
Redcliffe Race 3 Distance 1780m

Wednesday, 5 September 2018

Gross Time: 2:12.40 MileRate: 1:59.70 LeadTime: 11.50s First Qtr: 29.70s Second Qtr: 31.70s Third Qtr: 29.70s Fourth Qtr: 29.80s

NoHorse	Plc	Margin	Time	800Time (W)	400 Time (W)
10 TOOK YOUR TIME	1	0.0m	2:12.40	57.70s (1)	28.25s (3)
2 SCOTT TOM	2	2.7m	2:12.60	59.70s (0)	30.00s (0)
9 CONCENTRATION	3	6.2m	2:12.86	59.59s (1)	30.04s (2)
6 WRITEABOUTCHELSEA	4	7.5m	2:12.96	58.99s (1)	29.73s (2)
3 TASCOTT LADY	5	7.9m	2:12.99	60.04s (1)	30.24s (1)
4 ARCHIECANO	6	15.0m	2:13.52	59.17s (1)	29.73s (2)
5 FALCON VISTA	7	28.1m	2:14.49	60.70s (0)	30.78s (0)
8 IM ROLLING STONED	8	34.4m	2:14.96	61.30s (1)	31.23s (1)
1 NOTTELLINYA	9	40.7m	2:15.43	62.18s (0)	32.12s (0)
7 LUVU GRAZAELLA	10	143.1m	2:23.06	65.09s (0)	31.15s (0)

Finish Position and metres gained from 800m



Sectionals
Powered by



Returning 15 September 2018

PJ Harness Analyser

Master harness racing with the power of sectionals

Owners, Trainers and Punters - Check out what's new at www.pjdata.com.au

The Racing Queensland Board (trading as Racing Queensland) and provider are not responsible for the completeness or accuracy of any of the information contained herein, and makes no representations about its suitability for any purpose.

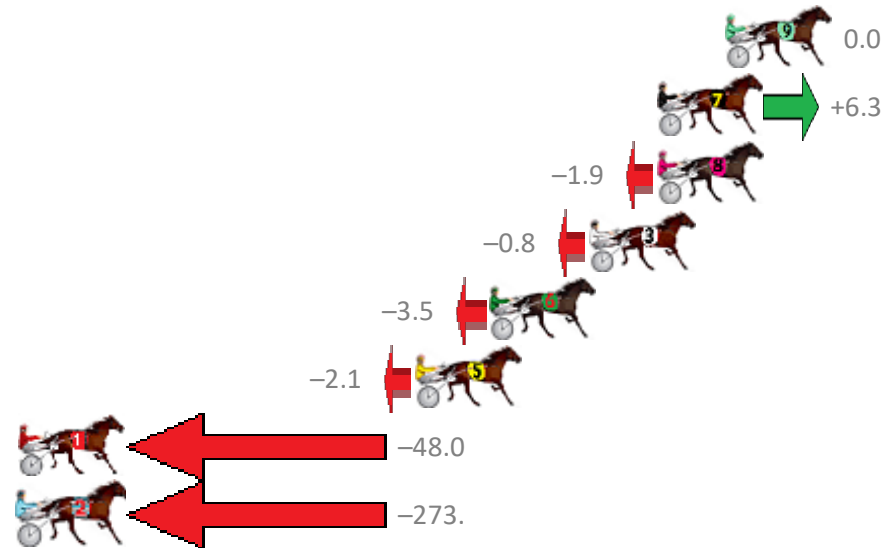
Redcliffe Race 4 Distance 1780m

Wednesday, 5 September 2018

Gross Time: 2:13.40 MileRate: 2:00.60 LeadTime: 12.50s First Qtr: 31.00s Second Qtr: 31.60s Third Qtr: 29.80s Fourth Qtr: 28.50s

NoHorse	Plc	Margin	Time	800Time (W)	400 Time (W)
9 FEEL THE REIGN	1	0.0m	2:13.40	58.30s (0)	28.50s (0)
7 WILLSINTOWN	2	2.7m	2:13.59	57.84s (0)	27.99s (0)
8 TAP IT IN	3	2.7m	2:13.59	58.44s (1)	28.62s (1)
3 IFYOUBELIEVE	4	5.4m	2:13.78	58.36s (0)	28.56s (0)
6 KAYJAYS TERROR	5	9.3m	2:14.06	58.56s (1)	28.62s (1)
5 MISTER CHOMP	6	12.3m	2:14.28	58.45s (1)	28.48s (1)
1 MARTHAS VINEYARD	7	103.0m	2:20.74	61.80s (0)	32.28s (0)
2 TORQUE WRITER	8	393.2m	2:41.42	78.21s (0)	45.83s (0)

Finish Position and metres gained from 800m



Sectionals
Powered by



Returning 15 September 2018

PJ Harness Analyser

Master harness racing with the power of sectionals

Owners, Trainers and Punters - Check out what's new at www.pjdata.com.au

The Racing Queensland Board (trading as Racing Queensland) and provider are not responsible for the completeness or accuracy of any of the information contained herein, and makes no representations about its suitability for any purpose.

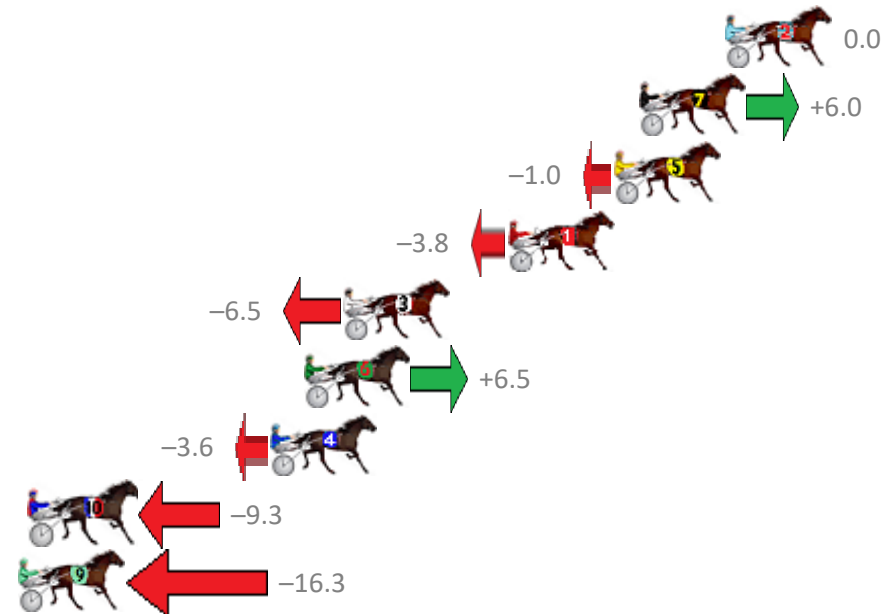
Redcliffe Race 5 Distance 1780m

Wednesday, 5 September 2018

Gross Time: 2:13.80 MileRate: 2:01.00 LeadTime: 11.60s First Qtr: 29.70s Second Qtr: 32.50s Third Qtr: 30.00s Fourth Qtr: 30.00s

NoHorse	Plc	Margin	Time	800Time (W)	400 Time (W)
2 BETTOR WATCH HIM	1	0.0m	2:13.80	60.00s (0)	30.00s (0)
7 FLASHING GOOD TIME	2	3.4m	2:14.06	59.55s (0)	29.35s (0)
5 STRANGE CONDUCT	3	4.4m	2:14.13	60.08s (1)	30.08s (1)
1 NOT ALWAYS	4	8.6m	2:14.45	60.28s (0)	30.14s (0)
3 MISS ROB ROY	5	15.1m	2:14.93	60.49s (1)	30.34s (1)
6 BUKTHSYSTEM	6	16.7m	2:15.05	59.51s (1)	30.16s (2)
4 HEZ TO BLAME	7	18.0m	2:15.15	60.27s (0)	30.06s (0)
10 PONOVER	8	27.5m	2:15.86	60.70s (1)	30.41s (2)
9 WILD ABOUT TOWN	9	29.7m	2:16.03	61.22s (1)	30.83s (1)

Finish Position and metres gained from 800m



Sectionals
Powered by



Returning 15 September 2018

PJ Harness Analyser

Master harness racing with the power of sectionals

Owners, Trainers and Punters - Check out what's new at www.pjdata.com.au

The Racing Queensland Board (trading as Racing Queensland) and provider are not responsible for the completeness or accuracy of any of the information contained herein, and makes no representations about its suitability for any purpose.

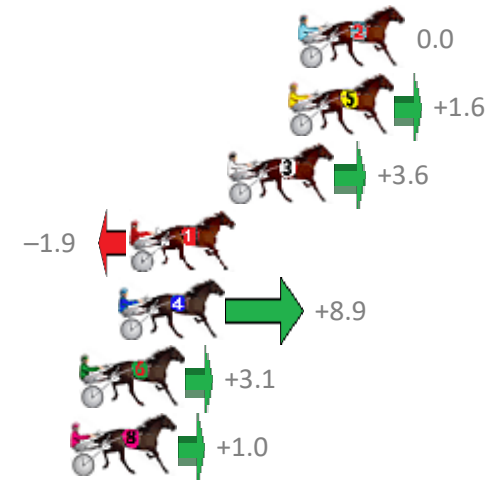
Redcliffe Race 6 Distance 1780m

Wednesday, 5 September 2018

Gross Time: 2:13.20 MileRate: 2:00.50 LeadTime: 11.40s First Qtr: 30.70s Second Qtr: 32.10s Third Qtr: 28.70s Fourth Qtr: 30.30s

NoHorse	Plc	Margin	Time	800Time (W)	400 Time (W)
2 CIRCLE LINE	1	0.0m	2:13.20	59.00s (0)	30.30s (0)
5 LIVING GRAND	2	0.4m	2:13.23	58.88s (1)	30.21s (1)
3 SMILING ARMADA	3	2.8m	2:13.41	58.73s (1)	30.04s (1)
1 DOOLITTLE DOOFY	4	6.7m	2:13.71	59.14s (0)	30.43s (0)
4 JACKS GAMBIT	5	7.1m	2:13.74	58.34s (0)	29.63s (0)
6 CAESARS ASTRUM	6	8.7m	2:13.86	58.77s (1)	30.11s (1)
8 ITS ALL TORQUE	7	9.0m	2:13.88	58.93s (0)	30.18s (0)

Finish Position and metres gained from 800m



Sectionals
Powered by



Returning 15 September 2018

PJ Harness Analyser

Master harness racing with the power of sectionals

Owners, Trainers and Punters - Check out what's new at www.pjdata.com.au

The Racing Queensland Board (trading as Racing Queensland) and provider are not responsible for the completeness or accuracy of any of the information contained herein, and makes no representations about its suitability for any purpose.

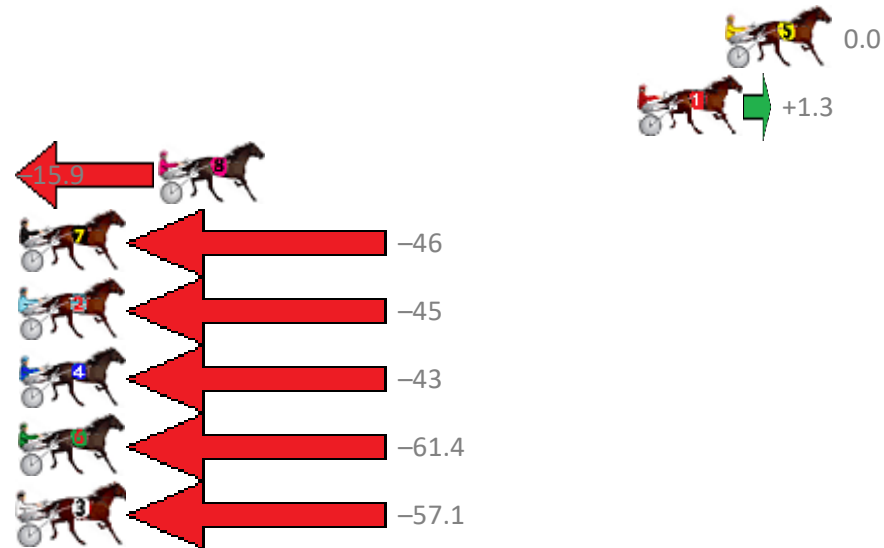
Redcliffe Race 7 Distance 1780m

Wednesday, 5 September 2018

Gross Time: 2:12.00 MileRate: 1:59.30 LeadTime: 11.70s First Qtr: 30.40s Second Qtr: 31.50s Third Qtr: 29.10s Fourth Qtr: 29.30s

NoHorse	Plc	Margin	Time	800Time (W)	400 Time (W)
5 PAY ME INTEREST	1	0.0m	2:12.00	58.40s (0)	29.30s (0)
1 JAKES ARK	2	3.5m	2:12.26	58.31s (0)	29.06s (0)
8 TAFFY BOY	3	22.5m	2:13.65	59.56s (1)	30.19s (1)
7 ZARA ZARA REIGN	4	58.5m	2:16.29	61.71s (0)	31.86s (0)
2 WHATA STRIDE	5	59.5m	2:16.36	61.65s (1)	31.68s (1)
4 OUR MAGIC MOLLY	6	59.9m	2:16.39	61.47s (0)	31.55s (0)
6 SPENDAWAY	7	70.4m	2:17.16	62.88s (0)	33.11s (0)
3 IRRESISTABLE GABBY	8	76.5m	2:17.60	62.57s (1)	32.74s (2)

Finish Position and metres gained from 800m



Sectionals
Powered by



Returning 15 September 2018

PJ Harness Analyser

Master harness racing with the power of sectionals

Owners, Trainers and Punters - Check out what's new at www.pjdata.com.au

The Racing Queensland Board (trading as Racing Queensland) and provider are not responsible for the completeness or accuracy of any of the information contained herein, and makes no representations about its suitability for any purpose.

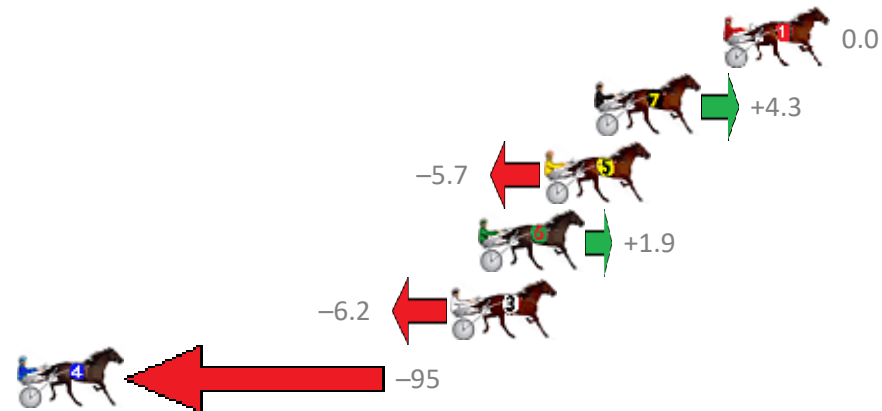
Redcliffe Race 8 Distance 2280m

Wednesday, 5 September 2018

Gross Time: 2:59.70 MileRate: 2:06.90 LeadTime: 51.40s First Qtr: 32.80s Second Qtr: 33.70s Third Qtr: 30.80s Fourth Qtr: 31.00s

NoHorse	Plc	Margin	Time	800Time (W)	400 Time (W)
1 PATSDELIGHT	1	0.0m	2:59.70	61.80s (0)	31.00s (0)
7 REDRIVERDEBBA	2	5.1m	3:00.10	61.47s (0)	30.54s (0)
5 DAY TOURER	3	7.1m	3:00.25	62.24s (1)	31.26s (1)
6 MY DAD ANGUS	4	9.7m	3:00.45	61.65s (1)	30.64s (1)
3 GO AHEAD MAKEMYDA	5	10.8m	3:00.54	62.28s (0)	31.36s (0)
4 TURN UP TRUMPS	6	100.6m	3:07.50	69.09s (1)	38.04s (1)

Finish Position and metres gained from 800m



Sectionals
Powered by



Returning 15 September 2018

PJ Harness Analyser

Master harness racing with the power of sectionals

Owners, Trainers and Punters - Check out what's new at www.pjdata.com.au

The Racing Queensland Board (trading as Racing Queensland) and provider are not responsible for the completeness or accuracy of any of the information contained herein, and makes no representations about its suitability for any purpose.