


Redcliffe Race 1 Distance 1780m

Wednesday, 13 March 2019

Gross Time: 2:08.20 MileRate: 1:55.90 LeadTime: 11.00s First Qtr: 29.90s Second Qtr: 30.00s Third Qtr: 28.30s Fourth Qtr: 29.00s

No Horse	Plc	Margin	Time	800Time (W)	400 Time (W)
8 FEEL THE REIGN	1	0.0m	2:08.20	56.64s (1)	28.17s (2)
3 TOPNOTCH MACH	2	2.5m	2:08.38	57.44s (0)	29.18s (0)
2 ELLIOTT BROMAC	3	5.3m	2:08.58	57.68s (1)	29.33s (1)
1 SPRINGFIELD SPIRIT	4	6.5m	2:08.67	57.39s (0)	29.11s (0)
7 RUTHLESS ARMBRO	5	8.0m	2:08.78	57.14s (0)	28.80s (0)
10 GOD SAKE	6	8.7m	2:08.83	56.88s (0)	28.46s (0)
6 CONDAFEW	7	15.0m	2:09.29	57.11s (1)	28.65s (1)
9 NOVENA ROSE	8	15.9m	2:09.35	57.48s (1)	29.02s (2)
5 VADER	9	19.5m	2:09.61	57.31s (0)	28.80s (0)
4 SOLDIER OF FORTUNE	10	29.8m	2:10.36	59.09s (1)	30.59s (1)

Finish Position and metres gained from 800m



Sectionals
Powered by



PJ Harness Analyser
Master harness racing with the power of sectionals
Owners, Trainers and Punters - Check out what's new at www.pjdata.com.au

The Racing Queensland Board (trading as Racing Queensland) and provider are not responsible for the completeness or accuracy of any of the information contained herein, and makes no representations about its suitability for any purpose.


Redcliffe Race 2 Distance 1780m

Wednesday, 13 March 2019

Gross Time: 2:12.60 MileRate: 1:59.90 LeadTime: 11.50s First Qtr: 30.60s Second Qtr: 31.90s Third Qtr: 29.60s Fourth Qtr: 29.00s

No Horse	Plc	Margin	Time	800Time (W)	400 Time (W)
7 RADAR HILL	1	0.0m	2:12.60	58.28s (0)	28.59s (0)
9 TOO GOOD FOR YOU	2	2.5m	2:12.78	58.75s (1)	29.18s (1)
1 VANTO HANOVER	3	3.0m	2:12.82	58.82s (0)	29.12s (0)
3 ELZBOY	4	5.4m	2:12.99	58.32s (1)	28.99s (2)
2 ARTS PEREGRINE	5	5.8m	2:13.02	58.01s (1)	28.59s (1)
4 ROYAL TAZ	6	9.0m	2:13.25	58.89s (1)	29.32s (1)
8 OMINOUS FLYER	7	9.4m	2:13.28	58.61s (0)	28.91s (0)
10 TAFFY BOY	8	10.4m	2:13.35	58.37s (0)	28.65s (0)
6 MISS CATALINA	9	15.2m	2:13.70	58.38s (1)	28.93s (1)
5 KEARNEY LANE	10	20.2m	2:14.06	58.39s (1)	29.64s (2)

Finish Position and metres gained from 800m



Sectionals
Powered by



PJ Harness Analyser
Master harness racing with the power of sectionals
Owners, Trainers and Punters - Check out what's new at www.pjdata.com.au

The Racing Queensland Board (trading as Racing Queensland) and provider are not responsible for the completeness or accuracy of any of the information contained herein, and makes no representations about its suitability for any purpose.


Redcliffe Race 3 Distance 1780m

Wednesday, 13 March 2019

Gross Time: 2:11.60 MileRate: 1:59.00 LeadTime: 11.20s First Qtr: 29.00s Second Qtr: 32.90s Third Qtr: 30.00s Fourth Qtr: 28.50s

No Horse	Plc	Margin	Time	800Time (W)	400 Time (W)
4 MINI MIRACLE	1	0.0m	2:11.60	58.41s (1)	28.50s (1)
5 DOOLITTLE DANDY	2	15.4m	2:12.70	58.85s (1)	29.48s (2)
9 TORQUE FEELS GOOD	3	16.3m	2:12.76	58.24s (1)	28.75s (2)
10 MY WINGMAN	4	16.8m	2:12.80	58.65s (1)	29.21s (2)
1 MYANGA SPORTSGIRL	5	20.2m	2:13.04	59.36s (0)	29.31s (0)
7 BERTILS DELIGHT	6	22.3m	2:13.19	59.19s (0)	29.11s (1)
6 FALCON VISTA	7	24.2m	2:13.32	58.98s (0)	29.26s (0)
2 DALACOS EMPRESS	8	26.0m	2:13.45	60.09s (0)	30.04s (0)
3 MO JARNEY	9	31.8m	2:13.87	60.83s (0)	30.77s (0)
8 INCITER	10	32.5m	2:13.92	60.45s (1)	30.19s (1)

Finish Position and metres gained from 800m



Sectionals
Powered by



PJ Harness Analyser
Master harness racing with the power of sectionals
Owners, Trainers and Punters - Check out what's new at www.pjdata.com.au

The Racing Queensland Board (trading as Racing Queensland) and provider are not responsible for the completeness or accuracy of any of the information contained herein, and makes no representations about its suitability for any purpose.

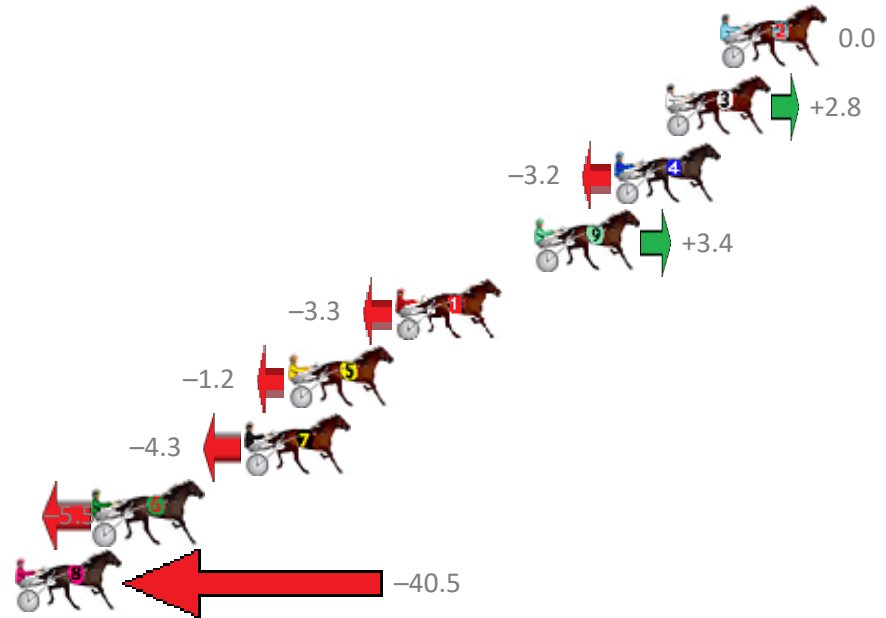
Redcliffe Race 4 Distance 1780m

Wednesday, 13 March 2019

Gross Time: 2:14.80 MileRate: 2:01.90 LeadTime: 12.80s First Qtr: 31.80s Second Qtr: 31.90s Third Qtr: 29.50s Fourth Qtr: 28.80s

No Horse	Plc	Margin	Time	800Time (W)	400 Time (W)
2 OVERTHEMOON	1	0.0m	2:14.80	58.30s (0)	28.80s (0)
3 MALIBU DREAM	2	2.2m	2:14.96	58.10s (0)	28.44s (0)
4 TORQUE IS MY GIRL	3	4.2m	2:15.10	58.53s (1)	28.97s (1)
9 LA PISTOLA	4	7.4m	2:15.33	58.05s (1)	28.50s (2)
1 ASHLEE NITRO	5	12.9m	2:15.73	58.54s (0)	28.89s (0)
5 AT RANDOM	6	17.2m	2:16.04	58.39s (1)	28.84s (1)
7 SHESFEELINPRECIOUS	7	18.9m	2:16.16	58.61s (0)	28.89s (0)
6 TORQUE AND REACT	8	24.9m	2:16.59	58.70s (0)	29.02s (1)
8 PERFECT FEELING	9	46.9m	2:18.18	61.25s (1)	31.62s (1)

Finish Position and metres gained from 800m



Sectionals
Powered by



PJ Harness Analyser
Master harness racing with the power of sectionals
Owners, Trainers and Punters - Check out what's new at www.pjdata.com.au

The Racing Queensland Board (trading as Racing Queensland) and provider are not responsible for the completeness or accuracy of any of the information contained herein, and makes no representations about its suitability for any purpose.

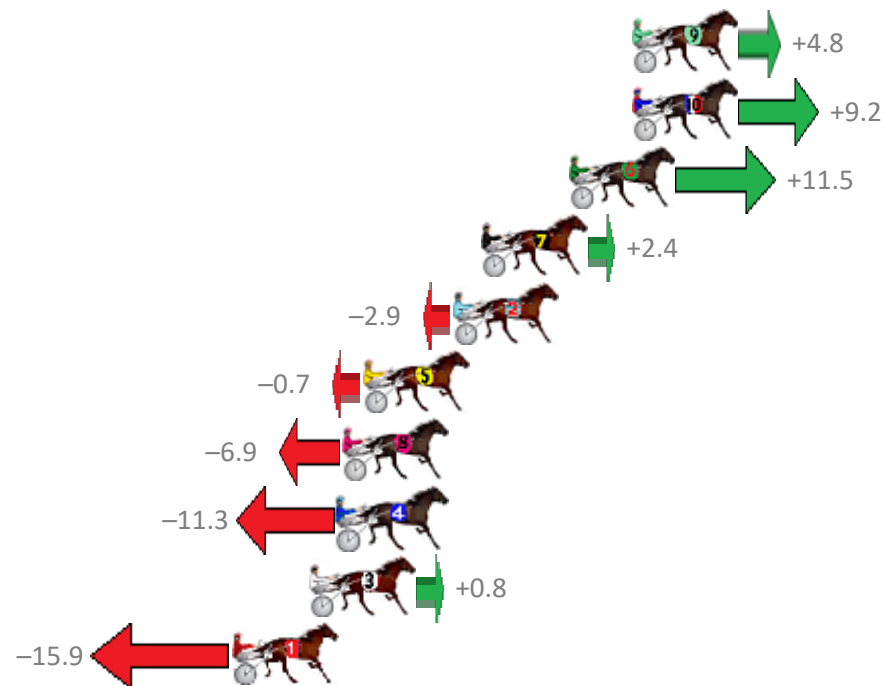
Redcliffe Race 5 Distance 2040m

Wednesday, 13 March 2019

Gross Time: 2:34.90 MileRate: 2:02.20 LeadTime: 30.60s First Qtr: 31.90s Second Qtr: 32.20s Third Qtr: 30.10s Fourth Qtr: 30.10s

No Horse	Plc	Margin	Time	800Time (W)	400 Time (W)
9 CANDYFLOSS	1	0.0m	2:34.90	59.84s (2)	29.87s (2)
10 JOVIAL JULIE	1	0.0m	2:34.90	59.51s (2)	29.54s (2)
6 BETTOR BECAUSE	3	2.5m	2:35.09	59.33s (2)	29.42s (2)
7 GROOVY MISS ANNIE	4	6.0m	2:35.35	60.02s (0)	29.90s (0)
2 TORQUE TO THE MAX	5	7.1m	2:35.43	60.42s (0)	30.32s (0)
5 MAYWYN TOUGH	6	10.7m	2:35.71	60.25s (1)	30.00s (1)
8 WILD ABOUT TOWN	7	11.5m	2:35.77	60.72s (1)	30.45s (1)
4 RAINBOW ATOMIC	8	11.7m	2:35.78	61.05s (1)	30.89s (1)
3 STYLISH FEELING	9	12.8m	2:35.86	60.14s (0)	30.08s (0)
1 MONTANA BANANA	10	15.9m	2:36.10	61.40s (0)	31.30s (0)

Finish Position and metres gained from 800m



Sectionals
Powered by



PJ Harness Analyser
Master harness racing with the power of sectionals
Owners, Trainers and Punters - Check out what's new at www.pjdata.com.au

The Racing Queensland Board (trading as Racing Queensland) and provider are not responsible for the completeness or accuracy of any of the information contained herein, and makes no representations about its suitability for any purpose.

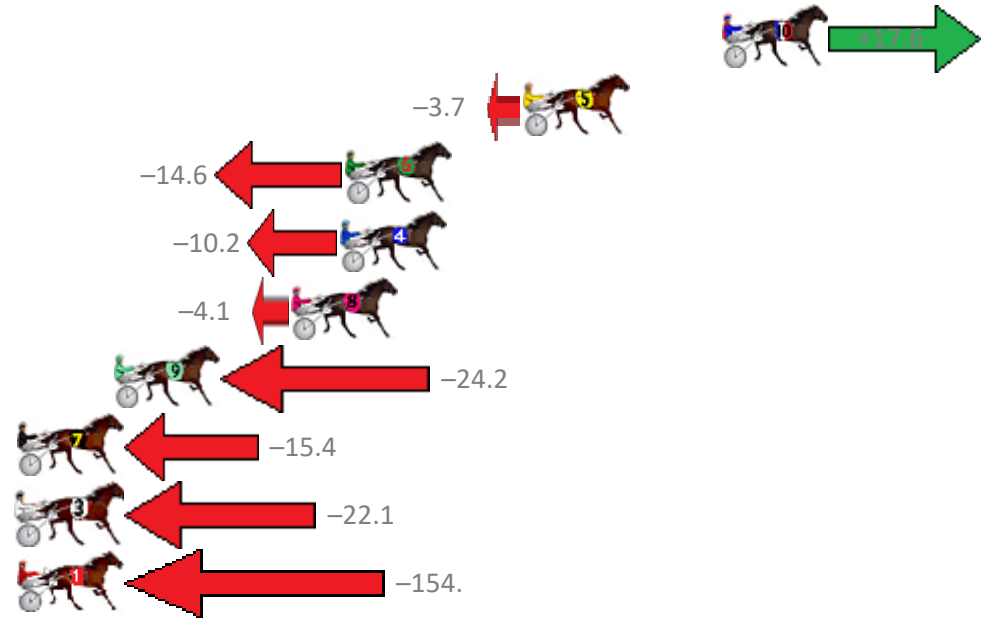
Redcliffe Race 6 Distance 1780m

Wednesday, 13 March 2019

Gross Time: 2:12.50 MileRate: 1:59.70 LeadTime: 11.30s First Qtr: 30.60s Second Qtr: 30.80s Third Qtr: 29.50s Fourth Qtr: 30.30s

No Horse	Plc	Margin	Time	800Time (W)	400 Time (W)
10 RIVERLEIGH WILLIAM	1	0.0m	2:12.50	58.48s (1)	30.28s (2)
5 WAVEDANCER	2	7.9m	2:13.10	60.08s (1)	30.37s (2)
6 DYNAMIC DEEJAY	3	15.0m	2:13.64	60.89s (0)	31.44s (0)
4 BUKTHSYSTEM	4	15.2m	2:13.65	60.56s (0)	31.06s (0)
8 ITZ SPORTZ TORQUE	5	17.1m	2:13.80	60.11s (1)	30.69s (1)
9 JACKS GAMBIT	6	24.2m	2:14.33	61.61s (1)	31.91s (1)
7 SHADOW SON	7	30.4m	2:14.80	60.95s (0)	31.36s (1)
3 CHUMP CHOP	8	30.9m	2:14.84	61.45s (1)	31.67s (0)
1 KIWI SOLDIER	9	164.4m	2:24.95	71.33s (0)	41.22s (0)

Finish Position and metres gained from 800m



Sectionals
Powered by



PJ Harness Analyser
Master harness racing with the power of sectionals
Owners, Trainers and Punters - Check out what's new at www.pjdata.com.au

The Racing Queensland Board (trading as Racing Queensland) and provider are not responsible for the completeness or accuracy of any of the information contained herein, and makes no representations about its suitability for any purpose.

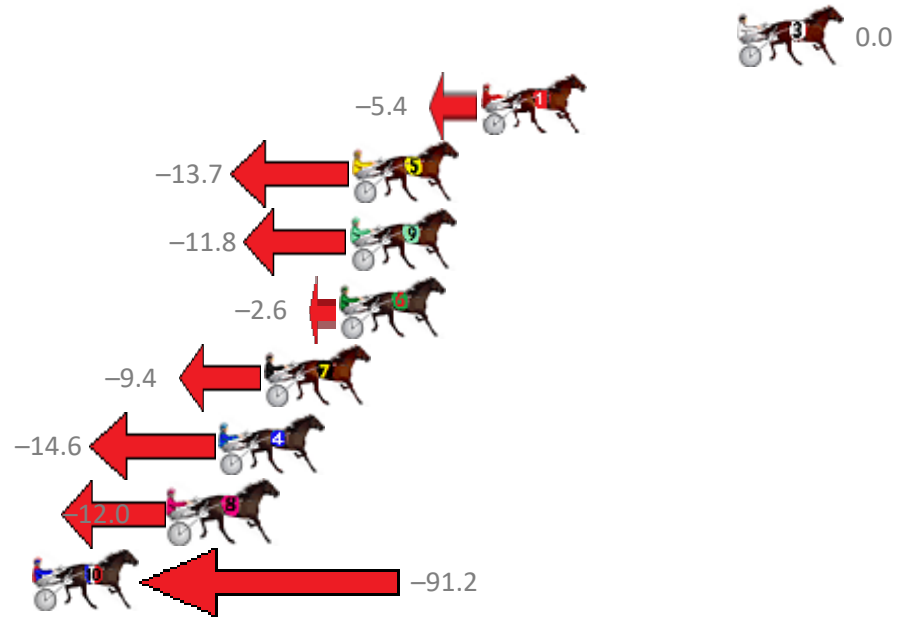
Redcliffe Race 7 Distance 2040m

Wednesday, 13 March 2019

Gross Time: 2:30.80 MileRate: 1:59.00 LeadTime: 30.70s First Qtr: 30.60s Second Qtr: 31.30s Third Qtr: 28.70s Fourth Qtr: 29.50s

No Horse	Plc	Margin	Time	800Time (W)	400 Time (W)
3 GETOUTNWALK	1	0.0m	2:30.80	58.20s (0)	29.50s (0)
1 SONNY ORLANDO	2	10.2m	2:31.55	58.59s (0)	29.90s (0)
5 SPLASH OF GOLD	3	15.3m	2:31.93	59.20s (1)	30.39s (1)
9 UNASSUMING CHAMP	4	15.4m	2:31.94	59.06s (2)	30.12s (2)
6 TAKITIMU EXPRESS	5	15.8m	2:31.97	58.39s (2)	29.46s (2)
7 FAKEROCKNROLL	6	18.8m	2:32.19	58.88s (0)	30.13s (0)
4 IFOUNDTHEBEACH	7	20.6m	2:32.32	59.26s (1)	30.39s (1)
8 WEASEL	8	22.6m	2:32.47	59.07s (1)	30.22s (1)
10 SHEZA GALVINATOR	9	99.6m	2:38.15	64.83s (2)	35.95s (2)

Finish Position and metres gained from 800m



Sectionals
Powered by



PJ Harness Analyser
Master harness racing with the power of sectionals
Owners, Trainers and Punters - Check out what's new at www.pjdata.com.au

The Racing Queensland Board (trading as Racing Queensland) and provider are not responsible for the completeness or accuracy of any of the information contained herein, and makes no representations about its suitability for any purpose.

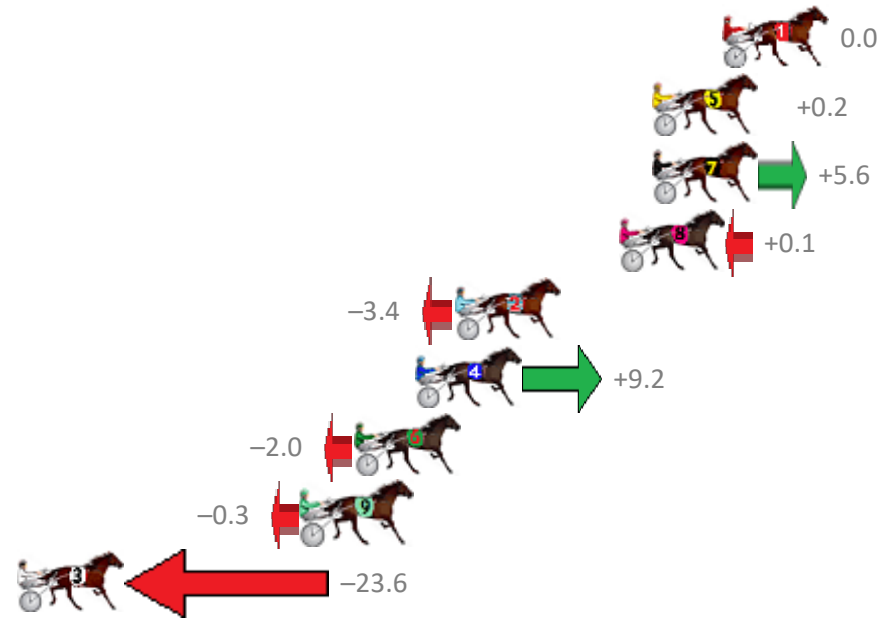
Redcliffe Race 8 Distance 1780m

Wednesday, 13 March 2019

Gross Time: 2:14.10 MileRate: 2:01.20 LeadTime: 11.20s First Qtr: 30.10s Second Qtr: 31.70s Third Qtr: 31.10s Fourth Qtr: 30.00s

No Horse	Plc	Margin	Time	800Time (W)	400 Time (W)
1 PEGGY STARDUST	1	0.0m	2:14.10	61.10s (0)	30.00s (0)
5 WHATA STRIDE	2	2.8m	2:14.31	61.08s (1)	30.06s (1)
7 SWEET SCOOT	2	2.8m	2:14.31	60.67s (0)	29.48s (0)
8 LA BELLE CHEVAL	4	4.1m	2:14.41	61.09s (0)	29.93s (0)
2 STUDLEIGH WILL	5	10.6m	2:14.90	61.36s (1)	30.23s (1)
4 QUALITY TIME	6	12.2m	2:15.01	60.40s (1)	29.64s (1)
6 ZARA ZARA REIGN	7	14.6m	2:15.20	61.25s (0)	29.97s (0)
9 ROCKA BELLA	8	16.7m	2:15.35	61.12s (1)	30.23s (2)
3 CERTAINLYSOMETHING	9	35.0m	2:16.73	62.90s (1)	32.35s (2)

Finish Position and metres gained from 800m



Sectionals
Powered by



PJ Harness Analyser
Master harness racing with the power of sectionals
Owners, Trainers and Punters - Check out what's new at www.pjdata.com.au

The Racing Queensland Board (trading as Racing Queensland) and provider are not responsible for the completeness or accuracy of any of the information contained herein, and makes no representations about its suitability for any purpose.

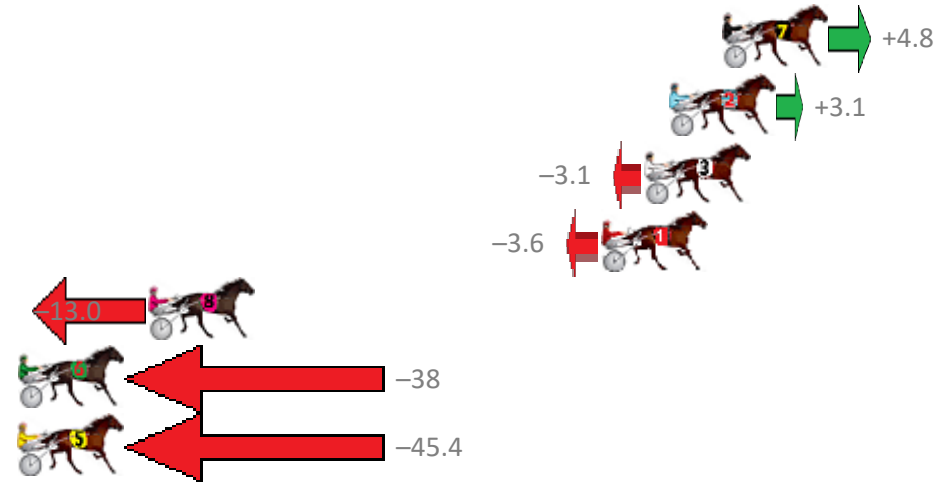
Redcliffe Race 9 Distance 2280m

Wednesday, 13 March 2019

Gross Time: 3:02.40 MileRate: 2:07.10 LeadTime: 57.10s First Qtr: 33.20s Second Qtr: 31.00s Third Qtr: 29.80s Fourth Qtr: 31.30s

No Horse	Plc	Margin	Time	800Time (W)	400 Time (W)
7 GO AHEAD MAKEMYDA	1	0.0m	3:02.40	60.73s (1)	30.94s (1)
2 SOH TWISTED	2	2.1m	3:02.56	60.86s (0)	31.10s (0)
3 DAY TOURER	3	3.1m	3:02.64	61.34s (1)	31.54s (1)
1 SCHIPPERS	4	4.8m	3:02.78	61.37s (0)	31.64s (0)
8 NORAHS FLING	5	22.8m	3:04.18	62.09s (1)	32.24s (0)
6 STEVES STAR	6	63.9m	3:07.40	63.98s (0)	34.19s (1)
5 BOURBONONTHEROCK	7	65.6m	3:07.53	64.57s (0)	34.16s (0)

Finish Position and metres gained from 800m



Sectionals
Powered by



PJ Harness Analyser
Master harness racing with the power of sectionals
Owners, Trainers and Punters - Check out what's new at www.pjdata.com.au

The Racing Queensland Board (trading as Racing Queensland) and provider are not responsible for the completeness or accuracy of any of the information contained herein, and makes no representations about its suitability for any purpose.