

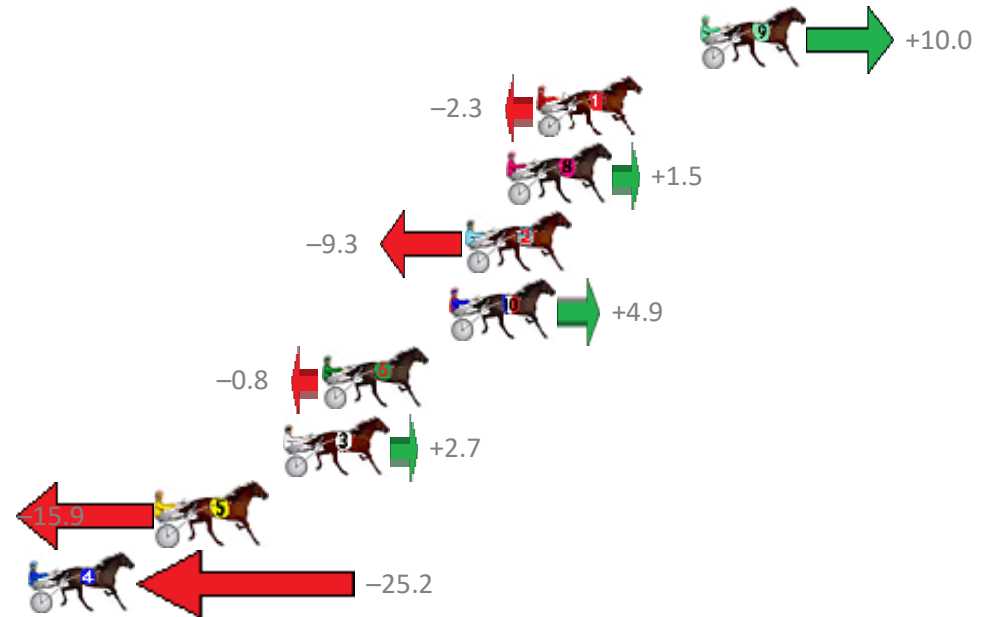
Albion Park Race 1 Distance 2138m

Saturday, 28 September 2019

Gross Time: 2:33.90 MileRate: 1:55.80 LeadTime: 36.80s First Qtr: 31.10s Second Qtr: 29.70s Third Qtr: 29.00s Fourth Qtr: 27.30s

NoHorse	Plc	Margin	Time	800Time (W)	400 Time (W)
9 KID MONTANA	1	0.0m	2:33.90	55.60s (1)	26.99s (2)
1 FORTYEIGHTHENSON	2	6.5m	2:34.34	56.46s (0)	27.44s (0)
8 FEEL THE REIGN	3	7.7m	2:34.43	56.19s (0)	27.20s (0)
2 TOP FLIGHT CRUIZE	4	9.3m	2:34.53	56.95s (0)	27.93s (0)
10 CROOKWELL JAKE	5	9.9m	2:34.58	55.96s (1)	27.73s (3)
6 SKYFELLA CAM	6	15.0m	2:34.92	56.36s (0)	27.59s (2)
3 EARL JUJON	7	16.5m	2:35.03	56.11s (1)	27.59s (3)
5 HEZ RAZOR SHARP	8	21.5m	2:35.37	57.42s (1)	28.28s (1)
4 MAJOR CURRENCY	9	26.6m	2:35.72	58.07s (1)	28.91s (1)

Finish Position and metres gained from 800m



Sectionals
Powered by



Home of Australian Harness Sectionals

Get your sectionals delivered to your inbox daily

Check out www.pjdata.com.au



The Racing Queensland Board (trading as Racing Queensland) and provider are not responsible for the completeness or accuracy of any of the information contained herein, and makes no representations about its suitability for any purpose.

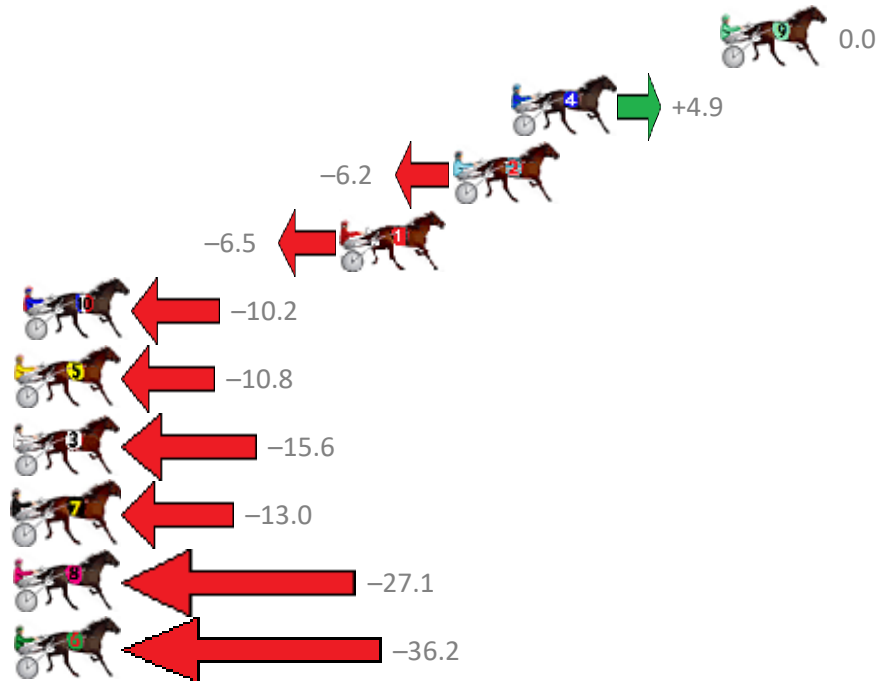
Albion Park Race 2 Distance 2138m

Saturday, 28 September 2019

Gross Time: 2:34.20 MileRate: 1:56.10 LeadTime: 37.10s First Qtr: 30.50s Second Qtr: 30.20s Third Qtr: 28.40s Fourth Qtr: 28.00s

No	Horse	Plc	Margin	Time	800Time (W)	400 Time (W)
9	COLONEL JOY	1	0.0m	2:34.20	56.40s (0)	28.00s (0)
4	TAKITIMU EXPRESS	2	8.3m	2:34.78	56.05s (0)	27.50s (0)
2	IMA BIRUBI BOY	3	10.6m	2:34.94	56.84s (0)	28.36s (0)
1	RIVERLEIGH WILLIAM	4	15.1m	2:35.26	56.86s (0)	28.27s (0)
10	MIDNIGHT BENDER	5	27.6m	2:36.13	57.12s (0)	28.52s (0)
5	MISTER HART	6	28.2m	2:36.17	57.16s (1)	28.45s (2)
3	FUTURE FUN	7	28.8m	2:36.22	57.50s (1)	28.48s (1)
7	GUTS	8	35.0m	2:36.65	57.32s (1)	28.56s (2)
8	CONDAFEW	9	36.3m	2:36.74	58.31s (1)	29.39s (2)
6	OUR BUSCEMI	10	41.2m	2:37.08	58.95s (1)	29.64s (1)

Finish Position and metres gained from 800m



Sectionals
Powered by



Home of Australian Harness Sectionals

Get your sectionals delivered to your inbox daily

Check out www.pjdata.com.au



The Racing Queensland Board (trading as Racing Queensland) and provider are not responsible for the completeness or accuracy of any of the information contained herein, and makes no representations about its suitability for any purpose.

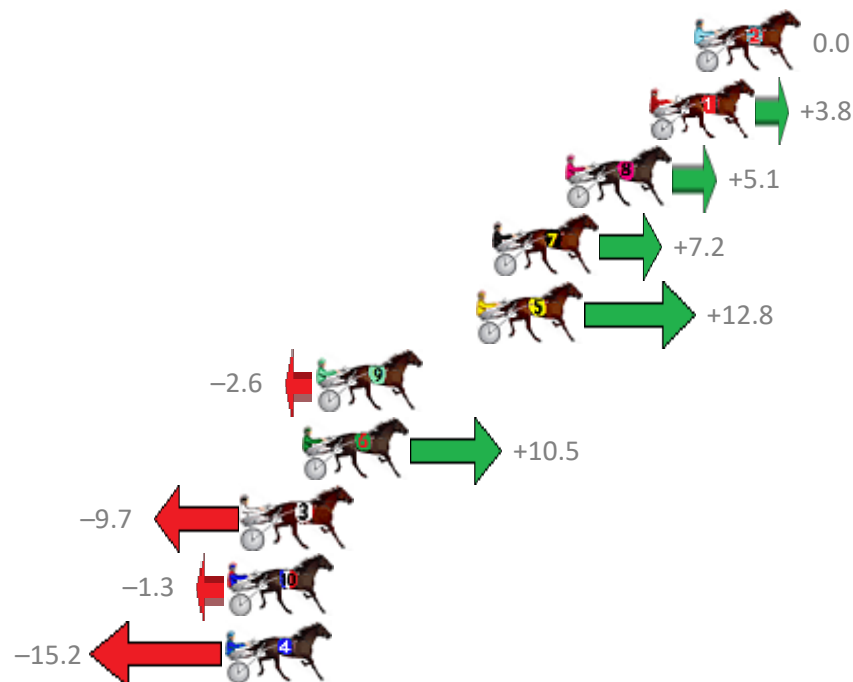
Albion Park Race 3 Distance 1660m

Saturday, 28 September 2019

Gross Time: 1:59.10 MileRate: 1:55.50 LeadTime: 3.50s First Qtr: 28.10s Second Qtr: 30.40s Third Qtr: 28.20s Fourth Qtr: 28.90s

NoHorse	Plc	Margin	Time	800Time (W)	400 Time (W)
2 NIGHT NINJA	1	0.0m	1:59.10	57.10s (0)	28.90s (0)
1 WAVEDANCER	2	1.8m	1:59.23	56.83s (0)	28.55s (0)
8 DOMESTIC ART	3	5.1m	1:59.47	56.74s (0)	28.43s (0)
7 ROWDYS ACE	4	8.0m	1:59.68	56.59s (0)	28.25s (0)
5 GIVE ME FIFTY	5	8.6m	1:59.72	56.19s (1)	27.95s (2)
9 BETTOR WATCH HIM	6	15.0m	2:00.18	57.29s (1)	29.06s (2)
6 IFYOUBELIEVE	7	15.5m	2:00.22	56.35s (1)	28.26s (1)
3 ITZ MAJOR LOOK	8	17.9m	2:00.39	57.79s (1)	29.24s (1)
10 ALL MADNESS	9	18.5m	2:00.44	57.19s (1)	28.97s (2)
4 HIGH ON MONTANA	10	18.6m	2:00.44	58.18s (1)	29.67s (1)

Finish Position and metres gained from 800m



Sectionals
Powered by



Home of Australian Harness Sectionals

Get your sectionals delivered to your inbox daily

Check out www.pjdata.com.au



The Racing Queensland Board (trading as Racing Queensland) and provider are not responsible for the completeness or accuracy of any of the information contained herein, and makes no representations about its suitability for any purpose.

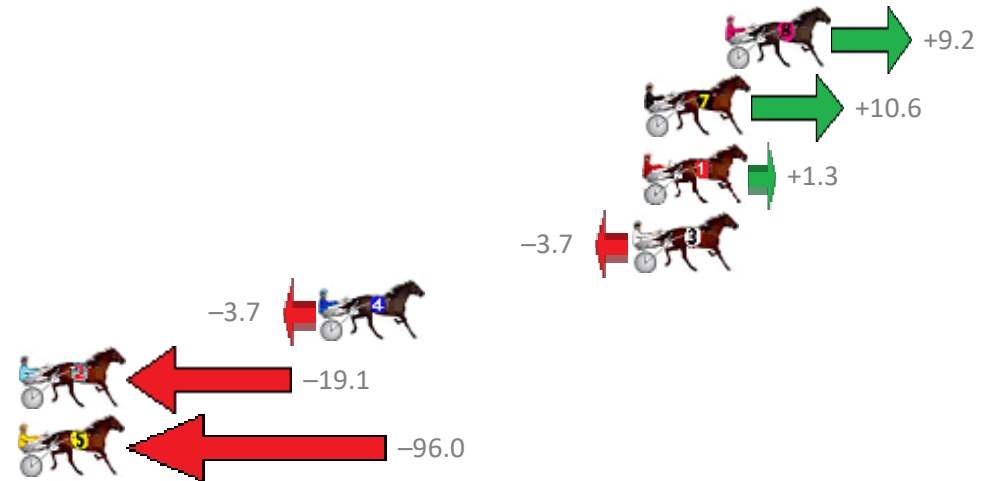
Albion Park Race 4 Distance 2138m

Saturday, 28 September 2019

Gross Time: 2:31.80 MileRate: 1:54.30 LeadTime: 36.60s First Qtr: 30.30s Second Qtr: 28.70s Third Qtr: 29.00s Fourth Qtr: 27.20s

NoHorse	Plc	Margin	Time	800Time (W)	400 Time (W)
8 NORTHVIEW HUSTLER	1	0.0m	2:31.80	55.55s (0)	26.55s (0)
7 MACH ALERT	2	3.2m	2:32.02	55.46s (0)	26.45s (0)
1 ITALIAN DELIGHT	3	3.3m	2:32.02	56.11s (0)	27.08s (0)
3 WATCH PULP FICTION	4	3.7m	2:32.05	56.46s (0)	27.45s (0)
4 LEOS BEST	5	16.1m	2:32.89	56.46s (1)	27.00s (0)
2 CHANTREY	6	35.9m	2:34.24	57.54s (1)	28.02s (2)
5 MAJOR CAM	7	103.8m	2:38.86	62.94s (1)	32.84s (1)

Finish Position and metres gained from 800m



Sectionals
Powered by



Home of Australian Harness Sectionals

Get your sectionals delivered to your inbox daily

Check out www.pjdata.com.au



The Racing Queensland Board (trading as Racing Queensland) and provider are not responsible for the completeness or accuracy of any of the information contained herein, and makes no representations about its suitability for any purpose.

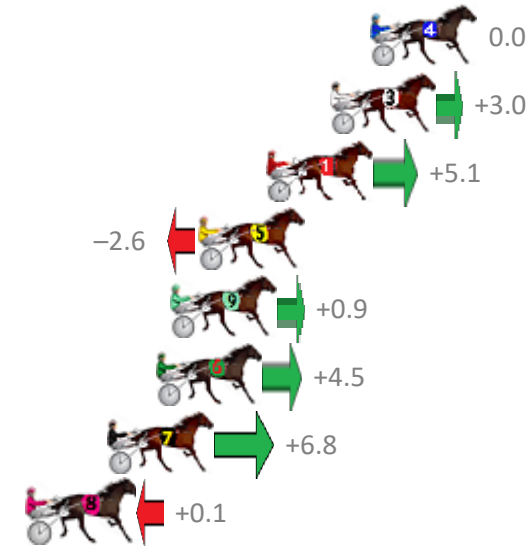
Albion Park Race 5 Distance 1660m

Saturday, 28 September 2019

Gross Time: 1:59.00 MileRate: 1:55.30 LeadTime: 3.50s First Qtr: 28.30s Second Qtr: 30.70s Third Qtr: 29.20s Fourth Qtr: 27.30s

NoHorse	Plc	Margin	Time	800Time (W)	400 Time (W)
4 CRUZY DUDE	1	0.0m	1:59.00	56.50s (0)	27.30s (0)
3 CLASSIE AMERICAN	2	1.6m	1:59.11	56.29s (0)	27.11s (0)
1 MY MASTERCRAFTSMA	3	4.1m	1:59.28	56.14s (0)	26.99s (0)
5 WITH AUTHORITY	4	6.8m	1:59.46	56.68s (1)	27.57s (1)
9 IMA GRUMPY POSSUM	5	7.9m	1:59.54	56.44s (1)	27.35s (1)
6 IMA TOP TYCOON	6	8.5m	1:59.58	56.18s (1)	27.07s (1)
7 ELMS CREEK	7	10.4m	1:59.71	56.02s (1)	26.90s (1)
8 THREO	8	13.5m	1:59.92	56.49s (0)	27.33s (0)

Finish Position and metres gained from 800m



Sectionals
Powered by



Home of Australian Harness Sectionals

Get your sectionals delivered to your inbox daily

Check out www.pjdata.com.au



The Racing Queensland Board (trading as Racing Queensland) and provider are not responsible for the completeness or accuracy of any of the information contained herein, and makes no representations about its suitability for any purpose.

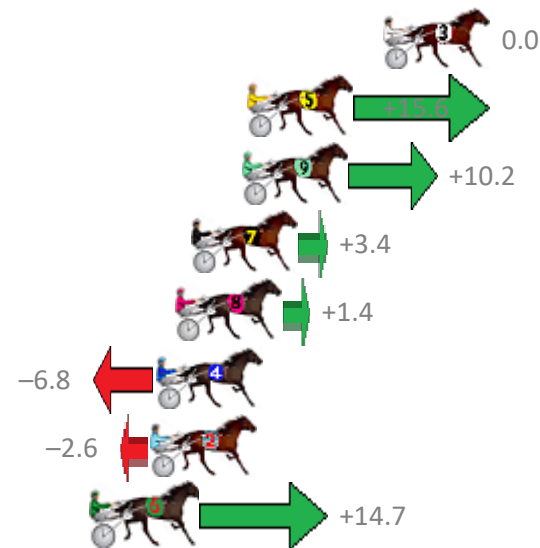
Albion Park Race 6 Distance 1660m

Saturday, 28 September 2019

Gross Time: 1:57.70 MileRate: 1:54.10 LeadTime: 3.40s First Qtr: 28.30s Second Qtr: 30.40s Third Qtr: 27.40s Fourth Qtr: 28.20s

NoHorse	Plc	Margin	Time	800Time (W)	400 Time (W)
3 DOLLY MACH LOMBO	1	0.0m	1:57.70	55.60s (0)	28.20s (0)
5 KINETIC KATE	2	5.4m	1:58.08	54.52s (1)	27.09s (1)
9 CHINOOK WINDS	3	5.6m	1:58.09	54.89s (1)	27.50s (1)
7 IDEAL BLISS	4	7.6m	1:58.24	55.36s (1)	27.99s (1)
8 STEVIE DEE	5	8.2m	1:58.28	55.50s (0)	27.45s (0)
4 HAPPY FEELINGS	6	9.0m	1:58.33	56.07s (1)	28.64s (1)
2 SOULWRITER	7	9.2m	1:58.35	55.78s (1)	28.37s (0)
6 JANIES GOT A GUN	8	11.5m	1:58.51	54.58s (1)	27.06s (1)
1 KOTARE KASAI	9	23.3m	1:59.34	56.84s (0)	28.86s (0)

Finish Position and metres gained from 800m



Sectionals
Powered by



Home of Australian Harness Sectionals

Get your sectionals delivered to your inbox daily

Check out www.pjdata.com.au



The Racing Queensland Board (trading as Racing Queensland) and provider are not responsible for the completeness or accuracy of any of the information contained herein, and makes no representations about its suitability for any purpose.

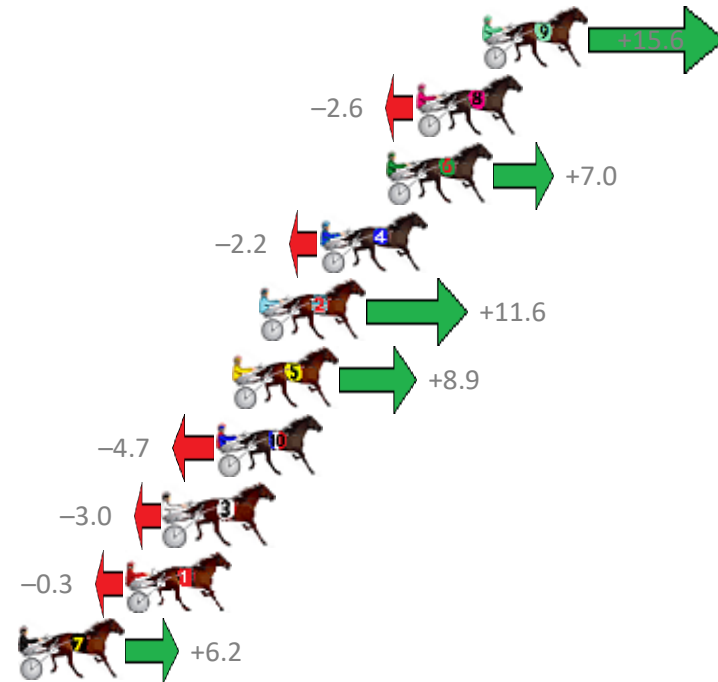
Albion Park Race 7 Distance 2138m

Saturday, 28 September 2019

Gross Time: 2:40.80 MileRate: 1:59.90 LeadTime: 41.50s First Qtr: 29.80s Second Qtr: 30.10s Third Qtr: 29.20s Fourth Qtr: 30.20s

No	Horse	Plc	Margin	Time	800Time (W)	400 Time (W)
9	SOUTHERN ALPS	1	0.0m	2:40.80	58.24s (1)	29.26s (1)
8	QUIETLY SPOKEN	2	2.6m	2:41.00	59.59s (0)	30.40s (0)
6	FOURSHARESMOREBEE	3	3.8m	2:41.09	58.88s (1)	29.87s (1)
4	ALS LAW	4	6.4m	2:41.28	59.56s (0)	30.35s (0)
2	IVANOV	5	8.8m	2:41.46	58.54s (1)	29.61s (1)
5	JETER	6	9.9m	2:41.55	58.74s (0)	29.42s (0)
10	MIRACLE RISING	7	10.5m	2:41.59	59.75s (1)	30.71s (1)
3	BOURBONONTHEROCK	8	12.6m	2:41.75	59.62s (0)	30.35s (0)
1	LANSBURY	9	14.1m	2:41.86	59.42s (0)	30.10s (0)
7	MAYBETOTHEMAX	10	18.4m	2:42.19	58.94s (0)	29.40s (0)

Finish Position and metres gained from 800m



Sectionals
Powered by



Home of Australian Harness Sectionals

Get your sectionals delivered to your inbox daily

Check out www.pjdata.com.au



The Racing Queensland Board (trading as Racing Queensland) and provider are not responsible for the completeness or accuracy of any of the information contained herein, and makes no representations about its suitability for any purpose.

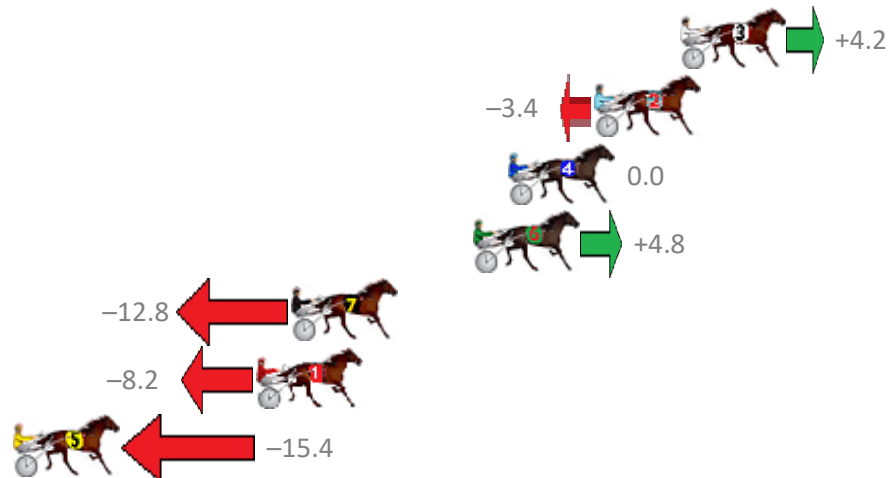
Albion Park Race 8 Distance 2138m

Saturday, 28 September 2019

Gross Time: 2:33.50 MileRate: 1:55.50 LeadTime: 36.40s First Qtr: 30.10s Second Qtr: 29.60s Third Qtr: 29.30s Fourth Qtr: 28.10s

NoHorse	Plc	Margin	Time	800Time (W)	400 Time (W)
3 BALLERINA COURU	1	0.0m	2:33.50	57.10s (0)	27.80s (0)
2 JUSTALITTLE TORQUE	2	3.4m	2:33.74	57.64s (0)	28.34s (0)
4 IMA BLACK BEAUTY	3	6.8m	2:33.98	57.40s (1)	28.07s (1)
6 SWEET AS	4	8.2m	2:34.08	57.06s (0)	27.75s (0)
7 ROCKNROLL EMMA	5	15.4m	2:34.58	58.32s (1)	28.97s (1)
1 LURAH	6	16.8m	2:34.68	57.99s (0)	28.65s (0)
5 GETOUTNWALK	7	26.4m	2:35.35	58.50s (1)	29.13s (1)

Finish Position and metres gained from 800m



Sectionals
Powered by



Home of Australian Harness Sectionals

Get your sectionals delivered to your inbox daily

Check out www.pjdata.com.au



The Racing Queensland Board (trading as Racing Queensland) and provider are not responsible for the completeness or accuracy of any of the information contained herein, and makes no representations about its suitability for any purpose.

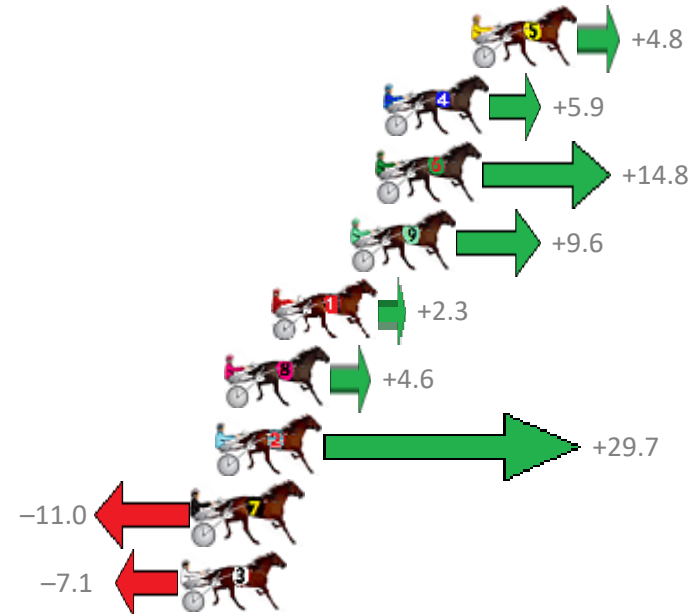
Albion Park Race 9 Distance 1660m

Saturday, 28 September 2019

Gross Time: 1:57.40 MileRate: 1:53.80 LeadTime: 3.40s First Qtr: 26.00s Second Qtr: 30.00s Third Qtr: 29.20s Fourth Qtr: 28.80s

NoHorse	Plc	Margin	Time	800Time (W)	400 Time (W)
5 TENNYSON BROMAC	1	0.0m	1:57.40	57.65s (1)	28.80s (1)
4 WEEDONS EXPRESS	2	3.5m	1:57.65	57.57s (1)	28.72s (1)
6 RORY MACH	3	3.8m	1:57.67	56.93s (1)	28.09s (1)
9 BEE GEES BANDIT	4	4.8m	1:57.75	57.30s (1)	28.51s (1)
1 NEWMERELLA SHARKIE	5	7.9m	1:57.97	57.83s (0)	28.66s (0)
8 CHAPTER ONE	6	9.8m	1:58.11	57.67s (0)	28.45s (0)
2 MAFUTA VAUTIN	7	10.1m	1:58.13	55.85s (0)	28.14s (1)
7 JUST SEDUCE ME	8	11.0m	1:58.19	58.80s (0)	29.56s (0)
3 MACEY JAYDE	9	11.5m	1:58.23	58.51s (0)	29.30s (0)

Finish Position and metres gained from 800m



Sectionals
Powered by



Home of Australian Harness Sectionals

Get your sectionals delivered to your inbox daily

Check out www.pjdata.com.au



The Racing Queensland Board (trading as Racing Queensland) and provider are not responsible for the completeness or accuracy of any of the information contained herein, and makes no representations about its suitability for any purpose.