

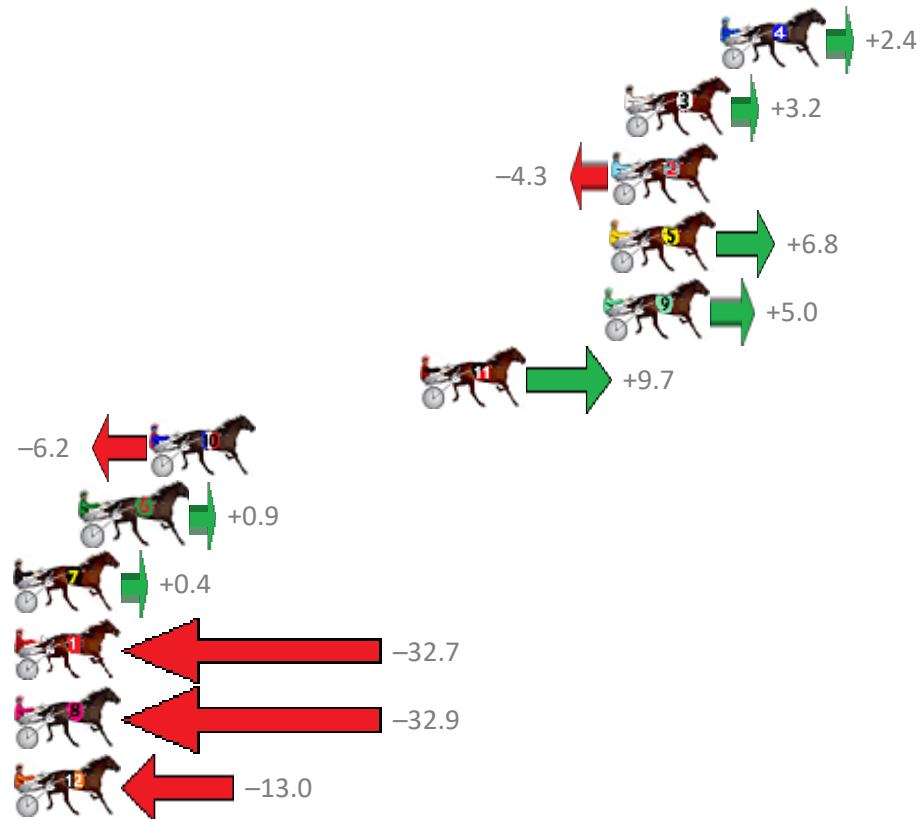
Albion Park Race 1 Distance 1660m

Thursday, 14 November 2019

Gross Time: 1:59.40 MileRate: 1:55.80 LeadTime: 3.50s First Qtr: 27.60s Second Qtr: 30.20s Third Qtr: 28.50s Fourth Qtr: 29.60s

No	Horse	Plc	Margin	Time	800Time (W)	400 Time (W)
4	MILLWOOD TILLY	1	0.0m	1:59.40	57.93s (1)	29.59s (1)
3	COUNTRY RUN	2	3.8m	1:59.68	57.87s (1)	29.51s (0)
2	HEADWIN	3	4.3m	1:59.72	58.41s (0)	29.92s (0)
5	OUR ULTIMATE VICKI	4	4.4m	1:59.73	57.61s (1)	29.47s (1)
9	SIRIUS VICKI	5	4.6m	1:59.74	57.74s (0)	28.70s (1)
11	HESLUVABLE	6	11.9m	2:00.28	57.40s (1)	28.62s (3)
10	KYRONTA	7	22.6m	2:01.07	58.55s (1)	30.00s (2)
6	WHERES TASCOTT	8	25.3m	2:01.27	58.03s (1)	30.14s (0)
7	ALL GOOD WALLY	9	31.0m	2:01.69	58.07s (1)	29.78s (4)
1	WECANONLYHOPE	10	37.7m	2:02.19	60.47s (0)	31.47s (0)
8	BLACKSADANCE	11	46.9m	2:02.87	60.49s (0)	31.46s (2)
12	SUGARKANE	12	49.6m	2:03.07	59.04s (1)	30.98s (1)

Finish Position and metres gained from 800m



Sectionals
Powered by



Home of Australian Harness Sectionals

Get your sectionals delivered to your inbox daily

Check out www.pjdata.com.au



The Racing Queensland Board (trading as Racing Queensland) and provider are not responsible for the completeness or accuracy of any of the information contained herein, and makes no representations about its suitability for any purpose.

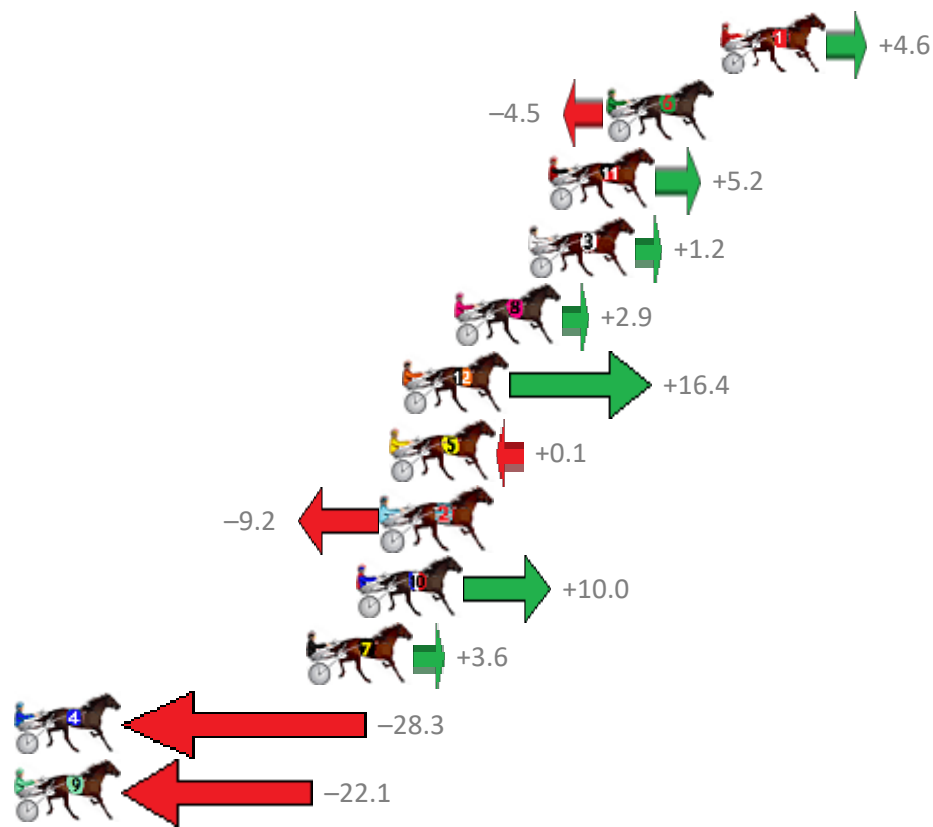
Albion Park Race 2 Distance 1660m

Thursday, 14 November 2019

Gross Time: 1:59.70 MileRate: 1:56.00 LeadTime: 3.40s First Qtr: 28.10s Second Qtr: 30.80s Third Qtr: 27.90s Fourth Qtr: 29.50s

NoHorse	Plc	Margin	Time	800Time (W)	400 Time (W)
1 JOANNIES GIRL	1	0.0m	1:59.70	57.07s (0)	29.16s (0)
6 BILLY LINCOLN	2	4.5m	2:00.03	57.72s (0)	29.83s (0)
11 TODAYS HERO	3	6.8m	2:00.20	57.03s (2)	29.66s (1)
3 JENUFLECTION	4	7.6m	2:00.26	57.31s (0)	29.28s (0)
8 MONTANA LAD	5	10.5m	2:00.47	57.19s (0)	29.18s (0)
12 IFOUNDTHEBEACH	6	12.6m	2:00.63	56.22s (1)	28.98s (3)
5 SPEECHCRAFT	7	13.1m	2:00.67	57.39s (1)	29.76s (2)
2 CALL ME TRISH	8	13.4m	2:00.69	58.06s (1)	29.84s (1)
10 OASIS DREAM	9	14.4m	2:00.76	56.68s (1)	29.13s (2)
7 RANCHO MAN	10	16.4m	2:00.91	57.14s (0)	29.29s (0)
4 WHATA CHALLENGE	11	36.9m	2:02.42	59.43s (1)	31.09s (1)
9 TORQUE FEELS GOOD	12	42.1m	2:02.80	58.99s (1)	30.78s (1)

Finish Position and metres gained from 800m



Sectionals
Powered by



Home of Australian Harness Sectionals

Get your sectionals delivered to your inbox daily

Check out www.pjdata.com.au

The Racing Queensland Board (trading as Racing Queensland) and provider are not responsible for the completeness or accuracy of any of the information contained herein, and makes no representations about its suitability for any purpose.

Albion Park Race 3 Distance 1660m


Thursday, 14 November 2019

Gross Time: 2:02.50 MileRate: 1:58.80 LeadTime: 3.40s First Qtr: 29.50s Second Qtr: 31.60s Third Qtr: 28.60s Fourth Qtr: 29.40s

NoHorse Plc Margin Time 800Time (W) 400 Time (W)

11 PRETTYINTHEOUTBACK	1	0.0m	2:02.50	57.80s	(1)	29.40s	(0)
6 CHEESANDKISSES	2	3.7m	2:02.77	57.34s	(1)	29.00s	(2)
5 DANCING IN MANOLOS	3	20.7m	2:04.02	59.18s	(0)	30.27s	(1) -16.3
7 GLENEAGLE WARRIOR	4	23.8m	2:04.25	58.49s	(1)	29.80s	(1) -6.8
3 MELTON MAX GENTLE	5	27.5m	2:04.52	59.37s	(0)	30.35s	(0) -18.9
9 SCHOOPY	6	33.8m	2:04.98	59.91s	(1)	30.94s	(1) -26.4
8 MAYWYNS HONEY	7	37.1m	2:05.23	59.38s	(0)	30.26s	(1) -19.1
10 MELTON LUCKY	8	39.2m	2:05.38	59.90s	(0)	30.72s	(0) -26.2
4 ITMIGHTBEYOU	9	42.5m	2:05.62	61.08s	(0)	32.16s	(0) -42.5
2 GEORGEZILLA	10	45.0m	2:05.81	59.58s	(0)	30.34s	(0) -21.8
1 QUALITY TIME	11	81.6m	2:08.50	62.32s	(1)	32.78s	(1) -59.6

Finish Position and metres gained from 800m



Sectionals
Powered by



Home of Australian Harness Sectionals

Get your sectionals delivered to your inbox daily

Check out www.pjdata.com.au



The Racing Queensland Board (trading as Racing Queensland) and provider are not responsible for the completeness or accuracy of any of the information contained herein, and makes no representations about its suitability for any purpose.

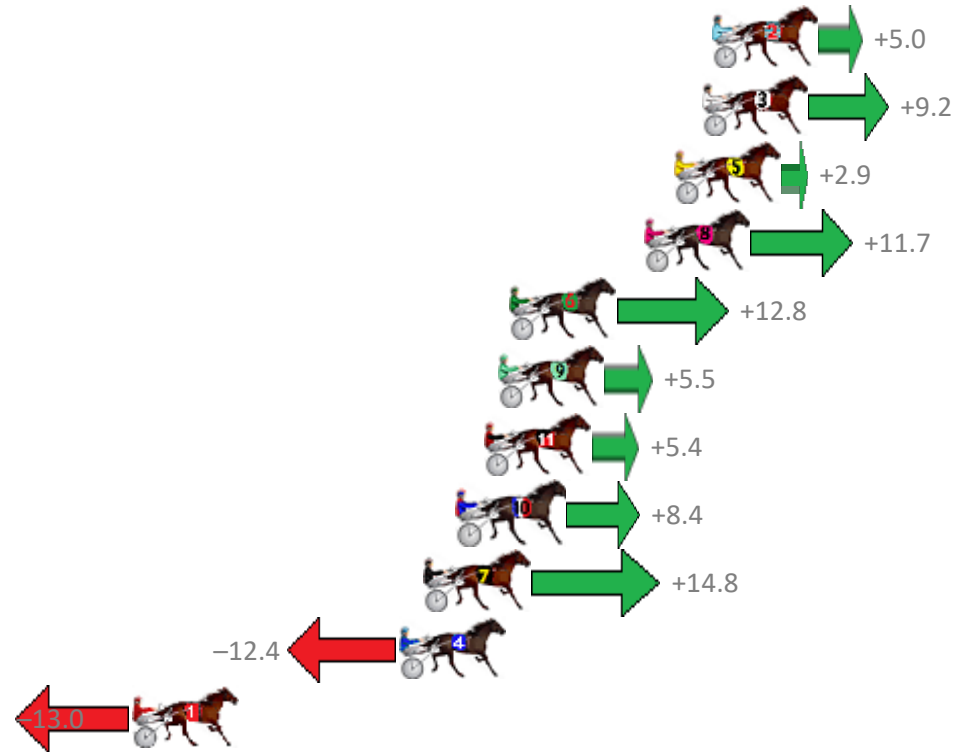
Albion Park Race 4 Distance 2138m

Thursday, 14 November 2019

Gross Time: 2:37.10 MileRate: 1:58.30 LeadTime: 37.20s First Qtr: 30.20s Second Qtr: 30.70s Third Qtr: 28.90s Fourth Qtr: 30.10s

NoHorse	Plc	Margin	Time	800Time (W)	400 Time (W)
2 OUR DELIGHT	1	0.0m	2:37.10	58.63s (0)	29.77s (0)
3 SEA HAWKE	2	0.4m	2:37.13	58.32s (1)	29.51s (1)
5 SLIPPERY JADE	3	1.5m	2:37.21	58.79s (1)	29.93s (1)
8 CC JONES	4	2.7m	2:37.30	58.14s (0)	29.28s (0)
6 CAESARS ASTRUM	5	8.0m	2:37.70	58.06s (2)	29.87s (2)
9 MAJOR LUCKY	6	8.5m	2:37.74	58.59s (1)	29.78s (1)
11 DONNY JONES	7	9.0m	2:37.78	58.60s (2)	30.28s (2)
10 MONUMENTAL	8	10.0m	2:37.85	58.38s (1)	29.54s (1)
7 TEARAWAY DIAMOND	9	11.4m	2:37.96	57.91s (2)	29.75s (2)
4 SOCIAL MEDIA	10	12.4m	2:38.03	59.91s (0)	31.03s (0)
1 TRUNKEY DIGGER	11	23.0m	2:38.83	59.96s (0)	31.12s (0)

Finish Position and metres gained from 800m



Sectionals
Powered by



Home of Australian Harness Sectionals

Get your sectionals delivered to your inbox daily

Check out www.pjdata.com.au



The Racing Queensland Board (trading as Racing Queensland) and provider are not responsible for the completeness or accuracy of any of the information contained herein, and makes no representations about its suitability for any purpose.

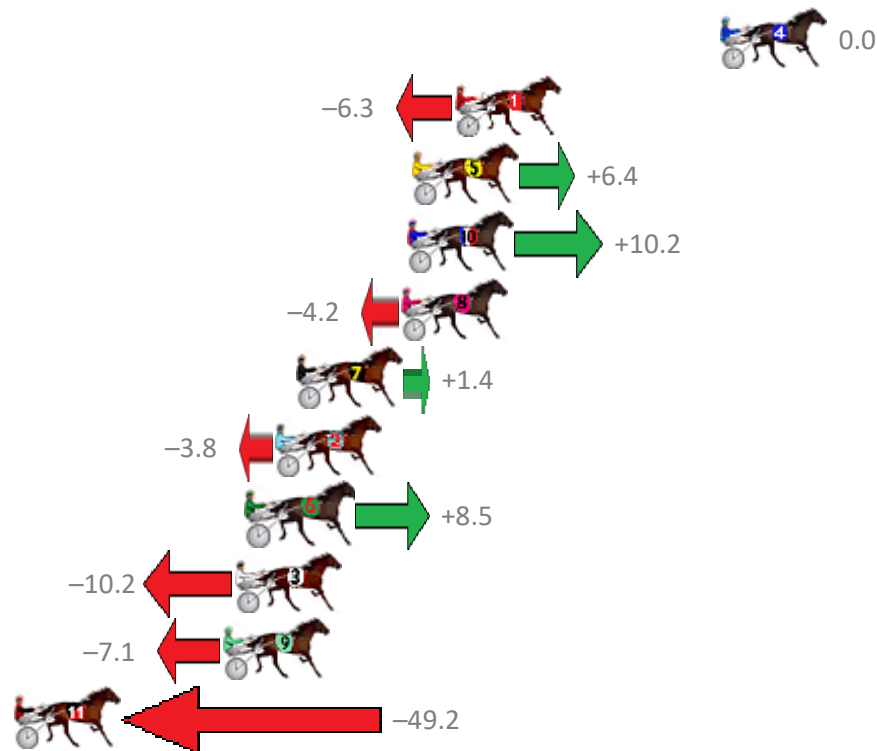
Albion Park Race 5 Distance 1660m

Thursday, 14 November 2019

Gross Time: 2:02.50 MileRate: 1:58.70 LeadTime: 3.50s First Qtr: 28.00s Second Qtr: 31.30s Third Qtr: 29.00s Fourth Qtr: 30.70s

NoHorse	Plc	Margin	Time	800Time (W)	400 Time (W)
4 ASHLEE NITRO	1	0.0m	2:02.50	59.70s (0)	30.70s (0)
1 DATSGOOD	2	10.5m	2:03.31	60.17s (0)	30.97s (0)
5 MOLLY MONTANA	3	12.2m	2:03.44	59.22s (2)	31.13s (1)
10 GRINYDONTCHA	4	12.4m	2:03.45	58.94s (1)	30.42s (2)
8 A ROCKNROLL LEGACY	5	12.6m	2:03.47	60.01s (0)	30.79s (0)
7 CHEYENNE AUTUMN	6	16.8m	2:03.79	59.60s (0)	30.32s (0)
2 PERFECT FEELING	7	17.6m	2:03.85	59.98s (1)	30.19s (1)
6 MODERNDAY FALCON	8	18.7m	2:03.94	59.07s (1)	30.55s (2)
3 BAMBOLE NERE	9	19.2m	2:03.97	60.46s (1)	30.64s (1)
9 ROCKA BELLA	10	19.7m	2:04.01	60.23s (0)	30.91s (0)
11 SIXPENNY RED	11	53.8m	2:06.63	63.37s (1)	33.62s (1)

Finish Position and metres gained from 800m



Sectionals
Powered by



Home of Australian Harness Sectionals

Get your sectionals delivered to your inbox daily

Check out www.pjdata.com.au



The Racing Queensland Board (trading as Racing Queensland) and provider are not responsible for the completeness or accuracy of any of the information contained herein, and makes no representations about its suitability for any purpose.

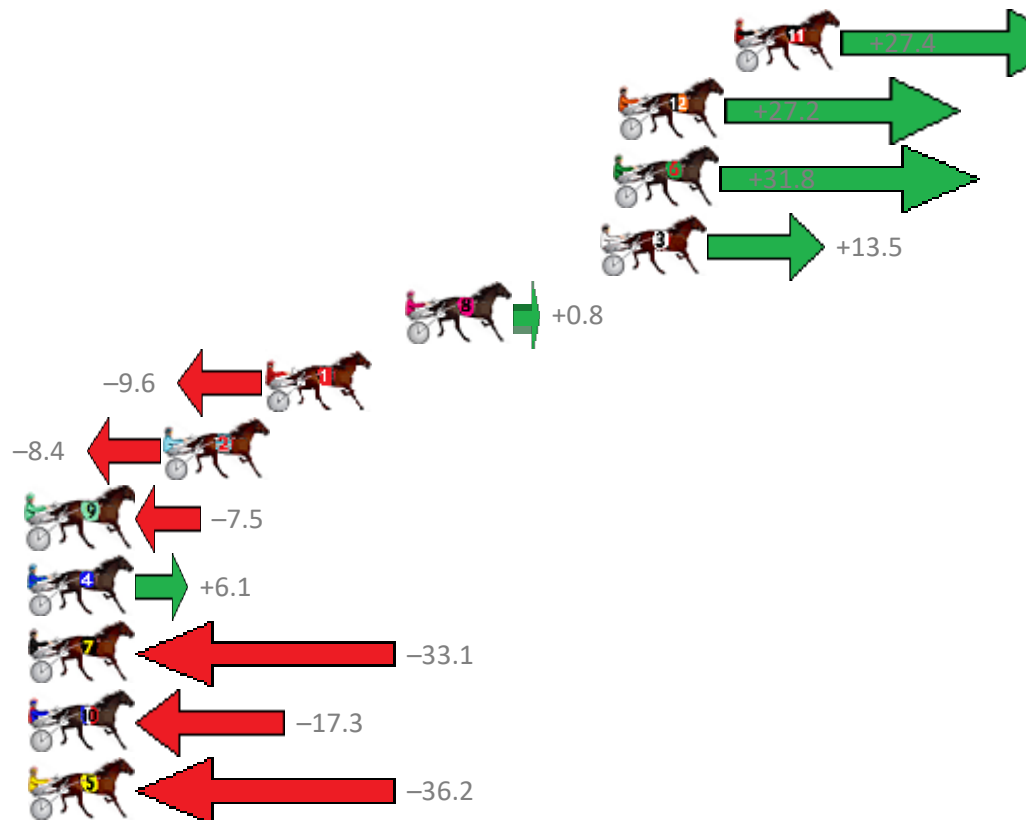
Albion Park Race 6 Distance 1660m

Thursday, 14 November 2019

Gross Time: 2:00.10 MileRate: 1:56.40 LeadTime: 3.40s First Qtr: 27.40s Second Qtr: 28.60s Third Qtr: 29.20s Fourth Qtr: 31.50s

NoHorse	Plc	Margin	Time	800Time (W)	400 Time (W)
11 OUR MEMPHIS MAC	1	0.0m	2:00.10	58.62s (1)	29.03s (2)
12 GOLD REACTOR	2	4.6m	2:00.46	58.64s (1)	30.46s (2)
6 ICHIBA NEWY	3	4.8m	2:00.48	58.29s (1)	30.02s (3)
3 TRENT FROM PUNCHY	4	5.3m	2:00.52	59.68s (1)	30.45s (0)
8 BANGKOK BRAVADO	5	13.0m	2:01.12	60.64s (0)	31.33s (1)
1 DOMESTIC ART	6	18.6m	2:01.56	61.43s (0)	32.24s (1)
2 ELZBOY	7	22.6m	2:01.88	61.34s (1)	31.58s (1)
9 SIGNORINA JUJON	8	30.9m	2:02.53	61.27s (1)	31.89s (1)
4 COLOMBIAN GOLD	9	31.1m	2:02.55	60.24s (0)	31.95s (0)
7 MONTANA NIGHTS	10	33.1m	2:02.71	63.21s (0)	34.11s (0)
10 LAUGHING EMOJI	11	34.1m	2:02.79	62.01s (2)	32.07s (2)
5 IM TOOT	12	40.8m	2:03.31	63.45s (0)	33.75s (0)

Finish Position and metres gained from 800m



Sectionals
Powered by



Home of Australian Harness Sectionals

Get your sectionals delivered to your inbox daily

Check out www.pjdata.com.au



The Racing Queensland Board (trading as Racing Queensland) and provider are not responsible for the completeness or accuracy of any of the information contained herein, and makes no representations about its suitability for any purpose.

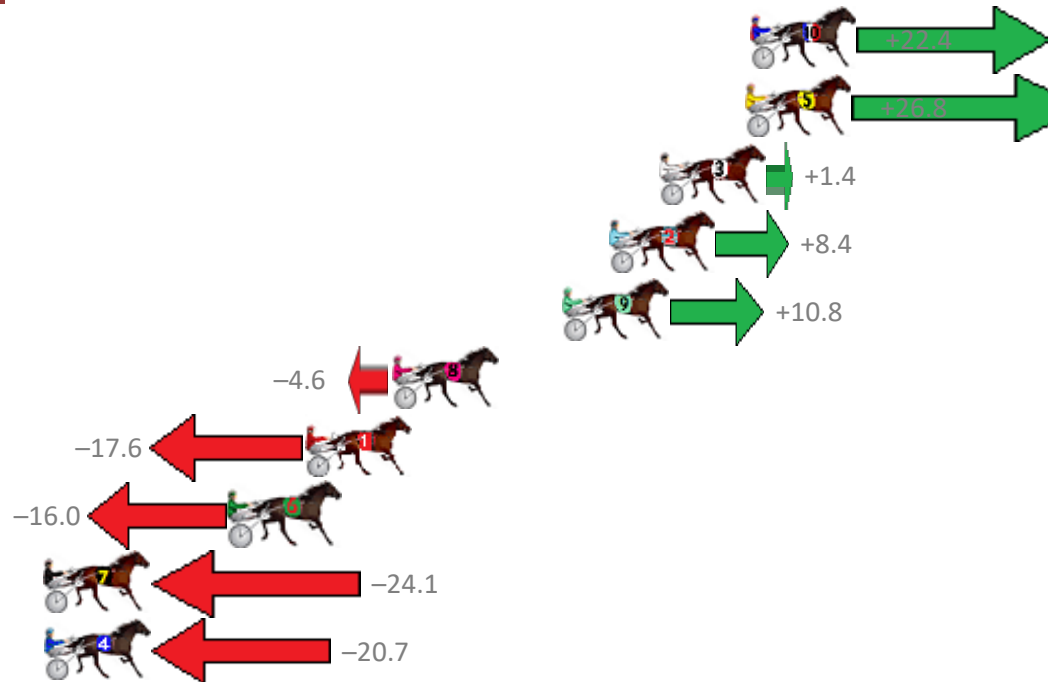
Albion Park Race 7 Distance 1660m

Thursday, 14 November 2019

Gross Time: 1:57.20 MileRate: 1:53.70 LeadTime: 3.30s First Qtr: 27.00s Second Qtr: 29.90s Third Qtr: 28.00s Fourth Qtr: 29.00s

NoHorse	Plc	Margin	Time	800Time (W)	400 Time (W)
10 RORY MACH	1	0.0m	1:57.20	55.40s (1)	27.20s (1)
5 BIG BANG LEONARD	2	0.2m	1:57.21	55.09s (1)	26.90s (1)
3 GASMONKEY	3	3.6m	1:57.46	56.90s (0)	28.84s (0)
2 TRAIN WRECK	4	5.6m	1:57.61	56.40s (1)	28.23s (2)
9 MAYWYNS BEST	5	7.4m	1:57.74	56.23s (1)	28.04s (1)
8 PARISIAN ROCKSTAR	6	14.2m	1:58.23	57.33s (0)	28.94s (0)
1 DOLLY MACH LOMBO	7	17.6m	1:58.48	58.25s (0)	30.28s (0)
6 BODHI TREE	8	20.6m	1:58.69	58.14s (1)	30.31s (1)
7 SPIKE BROMAC	9	33.7m	1:59.64	58.72s (1)	30.56s (1)
4 MACEY JAYDE	10	70.7m	2:02.33	58.47s (0)	30.50s (0)

Finish Position and metres gained from 800m



Sectionals
Powered by



Home of Australian Harness Sectionals

Get your sectionals delivered to your inbox daily

Check out www.pjdata.com.au



The Racing Queensland Board (trading as Racing Queensland) and provider are not responsible for the completeness or accuracy of any of the information contained herein, and makes no representations about its suitability for any purpose.

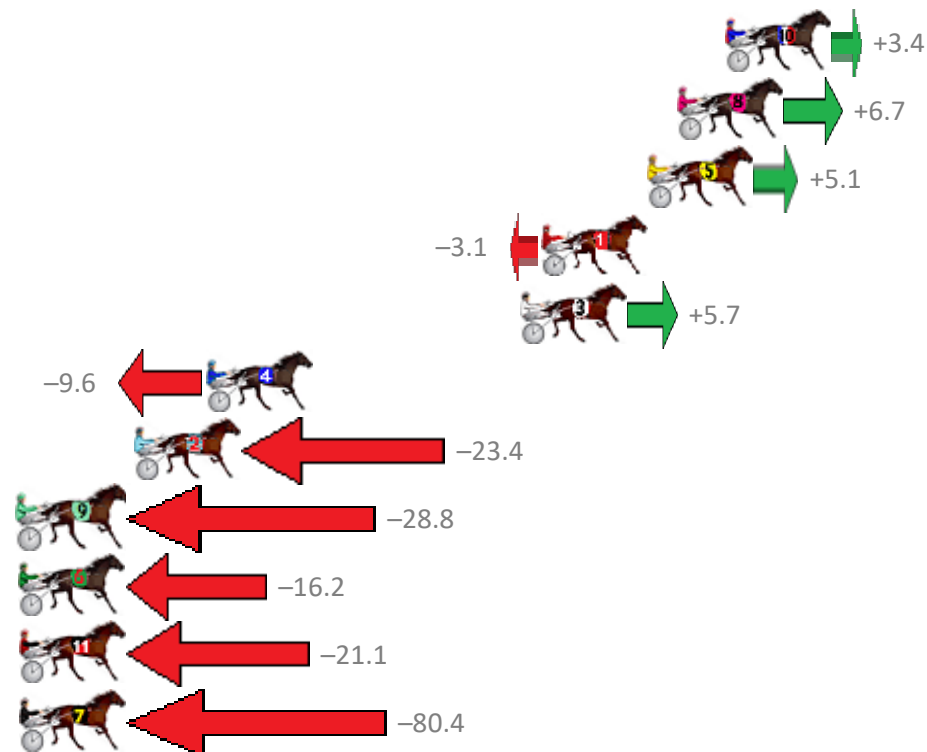
Albion Park Race 8 Distance 2138m

Thursday, 14 November 2019

Gross Time: 2:36.50 MileRate: 1:57.80 LeadTime: 38.60s First Qtr: 31.30s Second Qtr: 28.80s Third Qtr: 28.30s Fourth Qtr: 29.50s

NoHorse	Plc	Margin	Time	800Time (W)	400 Time (W)
10 COLONEL JOY	1	0.0m	2:36.50	57.55s (2)	29.50s (0)
8 BEEF CITY BLAZE	2	1.9m	2:36.64	57.32s (0)	28.46s (0)
5 HAVANA MOON	3	3.1m	2:36.73	57.43s (2)	29.42s (1)
1 AMILLION PROMISES	4	7.3m	2:37.04	58.02s (0)	29.18s (0)
3 THATS HOW WEROLL	5	8.1m	2:37.10	57.39s (0)	28.53s (0)
4 IM NORMA JEAN	6	20.6m	2:38.02	58.49s (1)	29.69s (1)
2 ARK PATROL	7	23.4m	2:38.23	59.49s (0)	30.71s (0)
9 GOTTA MOMENT	8	34.6m	2:39.05	59.88s (1)	30.93s (2)
6 MUCHO MACHO MAN	9	36.4m	2:39.18	58.97s (2)	30.56s (3)
11 PINUP BOY	10	36.9m	2:39.22	59.32s (2)	30.72s (2)
7 TOMMY UNDER FIRE	11	81.6m	2:42.52	63.61s (1)	34.49s (1)

Finish Position and metres gained from 800m



Sectionals
Powered by



Home of Australian Harness Sectionals

Get your sectionals delivered to your inbox daily

Check out www.pjdata.com.au



The Racing Queensland Board (trading as Racing Queensland) and provider are not responsible for the completeness or accuracy of any of the information contained herein, and makes no representations about its suitability for any purpose.