

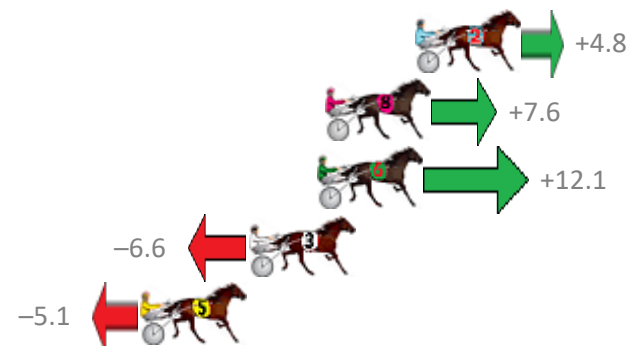
Albion Park Race 1 Distance 2647m

Tuesday, 21 January 2020

Gross Time: 3:26.20 MileRate: 2:05.40 LeadTime: 85.30s First Qtr: 31.70s Second Qtr: 32.20s Third Qtr: 27.80s Fourth Qtr: 29.20s

No Horse	Plc	Margin	Time	800Time (W)	400 Time (W)
2 DOWN UNDER RORS	1	0.0m	3:26.20	56.66s (0)	28.82s (1)
8 JEDDY R YA READY	2	3.6m	3:26.46	56.46s (1)	28.72s (1)
6 KAPAI	3	3.9m	3:26.48	56.14s (1)	28.39s (1)
3 DAY TOURER	4	6.6m	3:26.68	57.47s (0)	29.54s (0)
5 WHATABOYZ	5	10.9m	3:27.00	57.36s (1)	30.00s (1)

Finish Position and metres gained from 800m



Sectionals
Powered by



Home of Australian Harness Sectionals

Get your sectionals delivered to your inbox daily

Check out www.pjdata.com.au



The Racing Queensland Board (trading as Racing Queensland) and provider are not responsible for the completeness or accuracy of any of the information contained herein, and makes no representations about its suitability for any purpose.

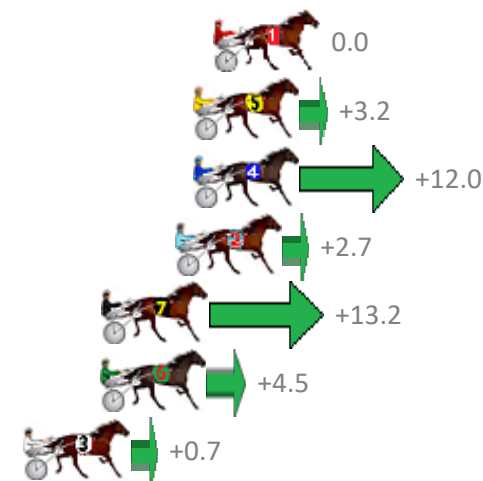
Albion Park Race 2 Distance 1660m

Tuesday, 21 January 2020

Gross Time: 1:57.80 MileRate: 1:54.20 LeadTime: 3.30s First Qtr: 28.10s Second Qtr: 29.70s Third Qtr: 28.50s Fourth Qtr: 28.20s

No Horse	Plc	Margin	Time	800Time (W)	400 Time (W)
1 THE CRUISE MISSILE	1	0.0m	1:57.80	56.70s (0)	28.20s (0)
5 JAMIES BAD BOY	2	0.8m	1:57.86	56.47s (1)	27.99s (1)
4 EULO FLYER	3	0.8m	1:57.86	55.85s (1)	27.30s (1)
2 NIGHT NINJA	4	1.5m	1:57.91	56.51s (0)	27.94s (0)
7 CALLMEDEMARO	5	4.4m	1:58.11	55.76s (1)	27.16s (1)
6 THATS BETTOR	6	4.5m	1:58.12	56.38s (0)	27.71s (0)
3 CC JONES	7	7.5m	1:58.33	56.65s (1)	28.14s (1)

Finish Position and metres gained from 800m



Sectionals
Powered by



Home of Australian Harness Sectionals

Get your sectionals delivered to your inbox daily

Check out www.pjdata.com.au



The Racing Queensland Board (trading as Racing Queensland) and provider are not responsible for the completeness or accuracy of any of the information contained herein, and makes no representations about its suitability for any purpose.

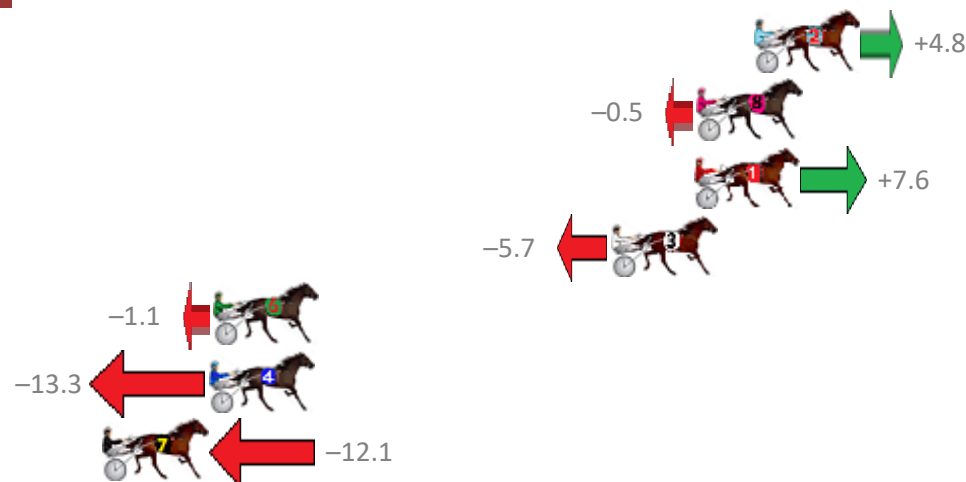
Albion Park Race 3 Distance 1660m

Tuesday, 21 January 2020

Gross Time: 1:55.90 MileRate: 1:52.40 LeadTime: 3.40s First Qtr: 27.10s Second Qtr: 29.10s Third Qtr: 27.60s Fourth Qtr: 28.70s

No Horse	Plc	Margin	Time	800Time (W)	400 Time (W)
2 VENUS JUJON	1	0.0m	1:55.90	55.96s (0)	28.34s (0)
8 DATAALDO	2	2.3m	1:56.07	56.34s (1)	28.72s (1)
1 TRUE STEPPER	3	2.4m	1:56.07	55.77s (0)	28.17s (0)
3 TORQUE ONETWOTHRE	4	5.7m	1:56.31	56.70s (0)	29.11s (0)
6 ROCKS OR DIAMONDS	5	21.5m	1:57.44	56.38s (1)	28.59s (0)
4 LORD DIGBY	6	21.7m	1:57.46	57.24s (1)	29.58s (1)
7 FOREVER ROCKING	7	25.9m	1:57.76	57.15s (1)	29.47s (0)

Finish Position and metres gained from 800m



Sectionals
Powered by



Home of Australian Harness Sectionals

Get your sectionals delivered to your inbox daily

Check out www.pjdata.com.au



The Racing Queensland Board (trading as Racing Queensland) and provider are not responsible for the completeness or accuracy of any of the information contained herein, and makes no representations about its suitability for any purpose.

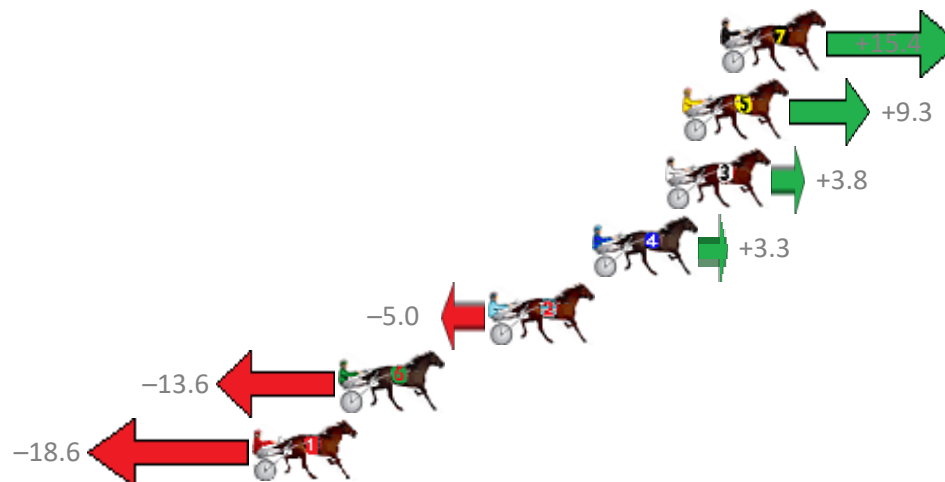
Albion Park Race 4 Distance 2138m

Tuesday, 21 January 2020

Gross Time: 2:32.00 MileRate: 1:54.40 LeadTime: 37.20s First Qtr: 29.40s Second Qtr: 30.00s Third Qtr: 27.80s Fourth Qtr: 27.60s

No Horse	Plc	Margin	Time	800Time (W)	400 Time (W)
7 ROCK WITH SAM	1	0.0m	2:32.00	54.33s (1)	27.32s (3)
5 MACH ALERT	2	1.5m	2:32.10	54.76s (1)	27.28s (1)
3 WATCH PULP FICTION	3	2.2m	2:32.15	55.14s (1)	27.56s (2)
4 SMOOTH SHOWGIRL	4	5.1m	2:32.35	55.17s (0)	27.30s (0)
2 DREAM TO SHARE	5	9.2m	2:32.63	55.75s (0)	27.93s (0)
6 SAMS THE MASTER	6	15.2m	2:33.05	56.34s (1)	28.63s (1)
1 HUGHIE GREEN	7	18.6m	2:33.28	56.69s (0)	28.88s (0)

Finish Position and metres gained from 800m



Sectionals
Powered by



Home of Australian Harness Sectionals

Get your sectionals delivered to your inbox daily

Check out www.pjdata.com.au




The Racing Queensland Board (trading as Racing Queensland) and provider are not responsible for the completeness or accuracy of any of the information contained herein, and makes no representations about its suitability for any purpose.

Albion Park Race 5 Distance 2138m

Tuesday, 21 January 2020

Gross Time: 2:32.60 MileRate: 1:54.90 LeadTime: 36.90s First Qtr: 29.00s Second Qtr: 29.00s Third Qtr: 29.00s Fourth Qtr: 28.70s

No Horse	Plc	Margin	Time	800Time (W)	400 Time (W)
3 DIVAS DELIGHT	1	0.0m	2:32.60	56.81s (1)	28.20s (2)
4 INTRANSIT	2	3.0m	2:32.82	56.68s (1)	28.13s (1)
8 FIOKI	3	8.7m	2:33.22	57.69s (0)	28.71s (0)
1 RUATO BAY	4	9.2m	2:33.26	58.03s (0)	29.04s (0)
7 PLATINUM ROULETTE	5	13.7m	2:33.58	58.40s (1)	29.44s (1)
2 COMPLY OR DIE	6	13.8m	2:33.59	58.70s (0)	29.69s (0)
6 SECRET JACK	7	16.9m	2:33.81	58.33s (1)	29.73s (2)
5 ONE WISE MAN	8	17.8m	2:33.88	57.56s (2)	29.10s (2)



Sectionals
Powered by



Home of Australian Harness Sectionals

Get your sectionals delivered to your inbox daily

Check out www.pjdata.com.au



The Racing Queensland Board (trading as Racing Queensland) and provider are not responsible for the completeness or accuracy of any of the information contained herein, and makes no representations about its suitability for any purpose.


Albion Park Race 6 Distance 1660m

Tuesday, 21 January 2020

Gross Time: 1:59.50 MileRate: 1:55.90 LeadTime: 3.40s First Qtr: 29.60s Second Qtr: 31.70s Third Qtr: 27.60s Fourth Qtr: 27.20s

No Horse	Plc	Margin	Time	800Time (W)	400 Time (W)
11 WITH THE BAND	1	0.0m	1:59.50	54.64s (2)	27.09s (2)
3 HEADWIN	2	0.4m	1:59.53	54.83s (0)	27.23s (0)
8 DEVOUGED	3	3.1m	1:59.71	54.34s (0)	26.70s (0)
1 LEFT A HURRIKANE	4	4.0m	1:59.77	54.76s (0)	27.12s (0)
5 SIR SEMPER FIDELIS	5	7.6m	2:00.02	55.18s (1)	27.57s (1)
4 THANKHEAVNFORGIRLS	6	13.7m	2:00.43	55.27s (1)	27.61s (1)
10 TIGES APPRENTICE	7	17.4m	2:00.68	54.95s (0)	27.30s (0)
2 MUMMYS BOY	8	17.7m	2:00.70	55.14s (1)	27.63s (2)
7 SCHEU CREEK	9	19.6m	2:00.83	54.53s (0)	27.10s (0)
9 ALL GOOD WALLY	10	22.8m	2:01.05	55.12s (1)	27.69s (1)
6 OASIS DREAM	11	23.1m	2:01.07	54.77s (1)	27.57s (2)

Finish Position and metres gained from 800m



Sectionals
Powered by



Home of Australian Harness Sectionals

Get your sectionals delivered to your inbox daily

Check out www.pjdata.com.au



The Racing Queensland Board (trading as Racing Queensland) and provider are not responsible for the completeness or accuracy of any of the information contained herein, and makes no representations about its suitability for any purpose.

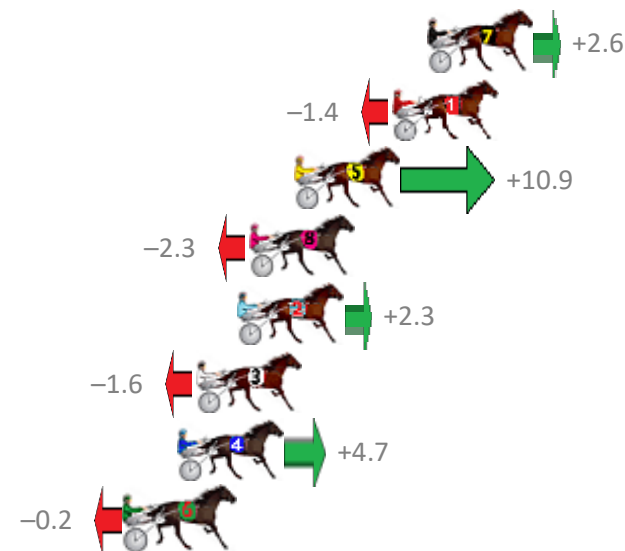
Albion Park Race 7 Distance 1660m

Tuesday, 21 January 2020

Gross Time: 1:57.50 MileRate: 1:53.90 LeadTime: 3.30s First Qtr: 28.60s Second Qtr: 29.70s Third Qtr: 27.90s Fourth Qtr: 28.00s

No Horse	Plc	Margin	Time	800Time (W)	400 Time (W)
7 BIG BANG LEONARD	1	0.0m	1:57.50	55.72s (1)	27.92s (1)
1 INVINCIBLE LOXTON	2	1.4m	1:57.60	56.00s (0)	28.10s (0)
5 THE SPACE INVADER	3	5.3m	1:57.87	55.14s (1)	27.26s (1)
8 LIKEALLOFUS	4	7.1m	1:58.00	56.06s (0)	28.06s (0)
2 NEWMERELLA SHARKIE	5	7.5m	1:58.03	55.74s (0)	27.78s (0)
3 ILLAWONG DREAMTIM	6	9.2m	1:58.14	56.01s (1)	28.20s (1)
4 THREE MUGS IN	7	9.9m	1:58.19	55.57s (0)	27.63s (0)
6 BEAU CISHLOM	8	12.0m	1:58.34	55.91s (1)	28.07s (1)

Finish Position and metres gained from 800m



Sectionals
Powered by



Home of Australian Harness Sectionals

Get your sectionals delivered to your inbox daily

Check out www.pjdata.com.au



The Racing Queensland Board (trading as Racing Queensland) and provider are not responsible for the completeness or accuracy of any of the information contained herein, and makes no representations about its suitability for any purpose.

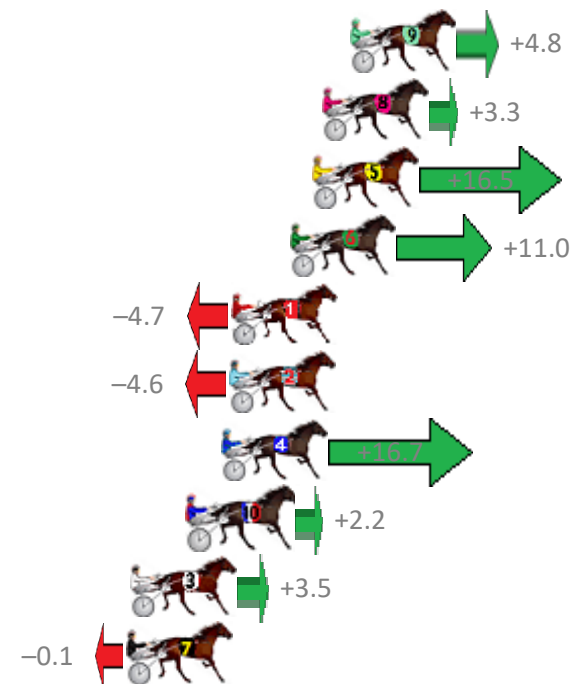
Albion Park Race 8 Distance 2138m

Tuesday, 21 January 2020

Gross Time: 2:34.20 MileRate: 1:56.00 LeadTime: 36.70s First Qtr: 30.80s Second Qtr: 29.50s Third Qtr: 28.70s Fourth Qtr: 28.50s

No Horse	Plc	Margin	Time	800Time (W)	400 Time (W)
9 TORI MAY	1	0.0m	2:34.20	56.86s (1)	28.12s (1)
8 COBBLER LANE	2	1.1m	2:34.28	56.96s (0)	28.22s (0)
5 ROCKNROLL CLASSIC	3	1.5m	2:34.31	56.02s (2)	27.88s (2)
6 LUCKY UNLUCKY	4	2.4m	2:34.37	56.41s (2)	28.26s (2)
1 HADLEY	5	4.7m	2:34.53	57.54s (0)	28.83s (0)
2 DATTITUDE	6	4.8m	2:34.54	57.53s (1)	28.77s (1)
4 LETTUCEFIRESTAR	7	5.1m	2:34.56	56.01s (1)	27.81s (1)
10 MACHIN OUT	8	6.4m	2:34.66	57.04s (0)	28.24s (0)
3 NEWPORT DREAMZ	9	8.7m	2:34.82	56.95s (1)	28.44s (1)
7 OUR MEMPHIS MAC	10	8.9m	2:34.83	57.21s (2)	29.08s (2)

Finish Position and metres gained from 800m



Sectionals
Powered by



Home of Australian Harness Sectionals

Get your sectionals delivered to your inbox daily

Check out www.pjdata.com.au



The Racing Queensland Board (trading as Racing Queensland) and provider are not responsible for the completeness or accuracy of any of the information contained herein, and makes no representations about its suitability for any purpose.