


Redcliffe Race 1 Distance 2040m

Wednesday, 25 March 2020

Gross Time: 2:28.60 MileRate: 1:57.20 LeadTime: 30.30s First Qtr: 30.20s Second Qtr: 30.80s Third Qtr: 28.70s Fourth Qtr: 28.60s

| NoHorse | Plc | Margin | Time | 800Time (W) | 400 Time (W) |
|---------------------|-----|--------|---------|-------------|--------------|
| 6 MIDNIGHT MAN | 1 | 0.0m | 2:28.60 | 57.00s (1) | 28.27s (2) |
| 2 KATNISS | 2 | 1.8m | 2:28.73 | 57.06s (0) | 28.41s (0) |
| 5 GUPTAS CULLEN | 3 | 2.5m | 2:28.78 | 57.48s (1) | 28.72s (1) |
| 3 DOUBLE OR NOTHING | 4 | 2.8m | 2:28.80 | 57.43s (0) | 28.80s (0) |
| 8 MISTER HART | 5 | 4.8m | 2:28.94 | 57.04s (1) | 28.27s (2) |
| 9 BEACH GODDESS | 6 | 10.5m | 2:29.35 | 57.14s (1) | 28.35s (2) |
| 10 HOT ROD HEAVEN | 7 | 17.7m | 2:29.87 | 57.32s (1) | 28.51s (2) |
| 1 PRECIOUS CULLEN | 8 | 23.1m | 2:30.25 | 57.94s (0) | 29.35s (1) |
| 7 ELMAUR JOY | 9 | 32.1m | 2:30.90 | 58.90s (0) | 30.21s (0) |

Finish Position and metres gained from 800m



Sectionals
Powered by



Home of Australian Harness Sectionals

Get your sectionals delivered to your inbox daily

Check out www.pjdata.com.au



The Racing Queensland Board (trading as Racing Queensland) and provider are not responsible for the completeness or accuracy of any of the information contained herein, and makes no representations about its suitability for any purpose.

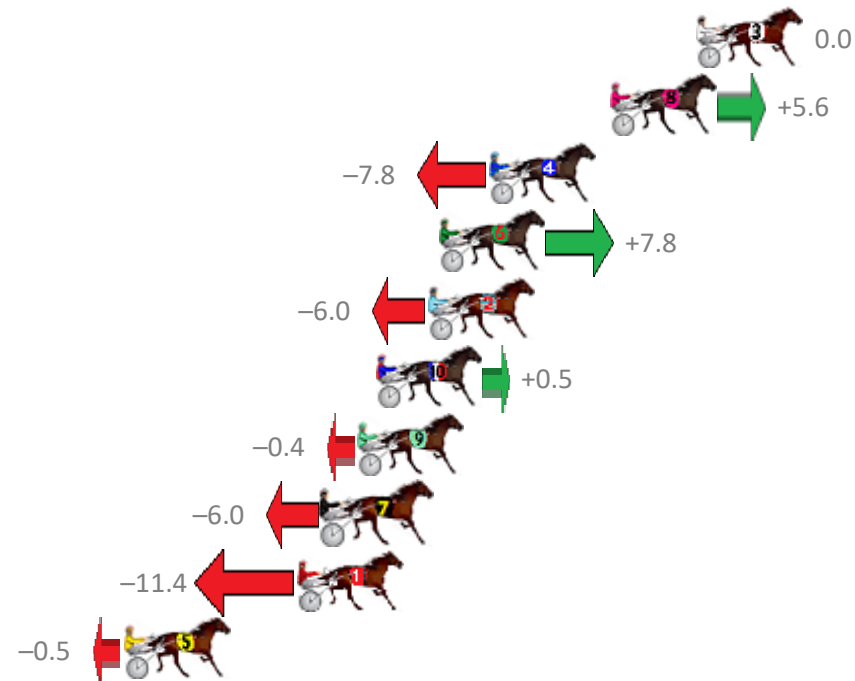
Redcliffe Race 2 Distance 1780m

Wednesday, 25 March 2020

Gross Time: 2:10.40 MileRate: 1:57.90 LeadTime: 11.30s First Qtr: 30.60s Second Qtr: 31.80s Third Qtr: 28.20s Fourth Qtr: 28.50s

| No | Horse | Plc | Margin | Time | 800Time (W) | 400 Time (W) |
|----|-----------------|-----|--------|---------|-------------|--------------|
| 3 | BURMACH | 1 | 0.0m | 2:10.40 | 56.70s (0) | 28.50s (0) |
| 8 | HAVANA MOON | 2 | 3.4m | 2:10.64 | 56.30s (1) | 28.02s (2) |
| 4 | SHAZAM SHANNON | 3 | 8.2m | 2:10.98 | 57.25s (1) | 28.94s (1) |
| 6 | CONDAFEW | 4 | 10.2m | 2:11.13 | 56.15s (1) | 28.22s (2) |
| 2 | RANFURLY RULZ | 5 | 10.6m | 2:11.16 | 57.13s (1) | 28.80s (1) |
| 10 | HOT DOGMA | 6 | 12.7m | 2:11.30 | 56.66s (1) | 28.45s (1) |
| 9 | BALLATOR THOR | 7 | 13.4m | 2:11.35 | 56.73s (0) | 28.50s (0) |
| 7 | ALWAYS AT NIGHT | 8 | 14.8m | 2:11.45 | 57.13s (0) | 28.91s (0) |
| 1 | MONUMENTAL | 9 | 15.8m | 2:11.53 | 57.51s (0) | 29.30s (0) |
| 5 | OUR PEPPERJACK | 10 | 22.7m | 2:12.02 | 56.74s (1) | 28.72s (2) |

Finish Position and metres gained from 800m



Sectionals
Powered by



Home of Australian Harness Sectionals

Get your sectionals delivered to your inbox daily

Check out www.pjdata.com.au



The Racing Queensland Board (trading as Racing Queensland) and provider are not responsible for the completeness or accuracy of any of the information contained herein, and makes no representations about its suitability for any purpose.

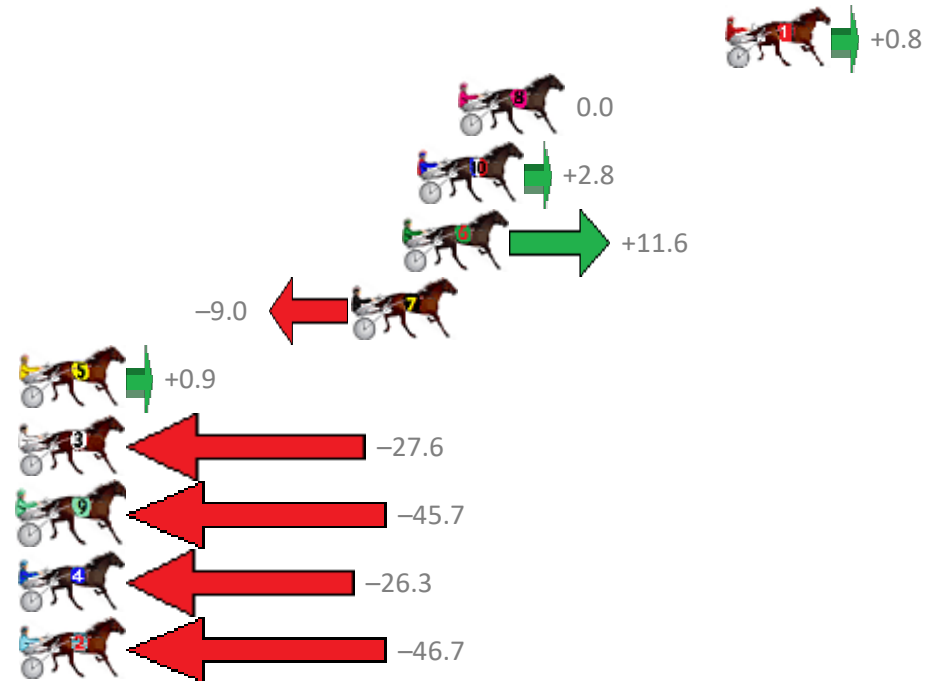
Redcliffe Race 3 Distance 1780m

Wednesday, 25 March 2020

Gross Time: 2:07.30 MileRate: 1:55.10 LeadTime: 11.40s First Qtr: 28.50s Second Qtr: 28.50s Third Qtr: 29.20s Fourth Qtr: 29.70s

| No | Horse | Plc | Margin | Time | 800Time (W) | 400 Time (W) |
|----|-------------------|-----|--------|---------|-------------|--------------|
| 1 | ETERNAL PROMISE | 1 | 0.0m | 2:07.30 | 58.84s (0) | 29.70s (0) |
| 8 | SPEECHCRAFT | 2 | 10.6m | 2:08.09 | 58.90s (0) | 29.79s (0) |
| 10 | PACIFIC COIN | 3 | 12.2m | 2:08.21 | 58.69s (0) | 29.58s (0) |
| 6 | MAYWYN A JUG ORTW | 4 | 12.8m | 2:08.25 | 58.05s (1) | 29.89s (2) |
| 7 | ZARAS HEAVEN | 5 | 14.8m | 2:08.40 | 59.56s (0) | 30.46s (0) |
| 5 | GINGER MICKY | 6 | 28.3m | 2:09.40 | 58.83s (1) | 30.73s (2) |
| 3 | LAUGHING EMOJI | 7 | 32.2m | 2:09.69 | 60.93s (1) | 31.36s (1) |
| 9 | STREET APPEAL | 8 | 45.7m | 2:10.69 | 62.26s (1) | 32.68s (1) |
| 4 | MISS MIA | 9 | 46.9m | 2:10.78 | 60.84s (0) | 31.70s (0) |
| 2 | SHEZ GOT BLING | 10 | 61.9m | 2:11.90 | 62.34s (1) | 32.38s (1) |

Finish Position and metres gained from 800m



Sectionals
Powered by



Home of Australian Harness Sectionals

Get your sectionals delivered to your inbox daily

Check out www.pjdata.com.au



The Racing Queensland Board (trading as Racing Queensland) and provider are not responsible for the completeness or accuracy of any of the information contained herein, and makes no representations about its suitability for any purpose.

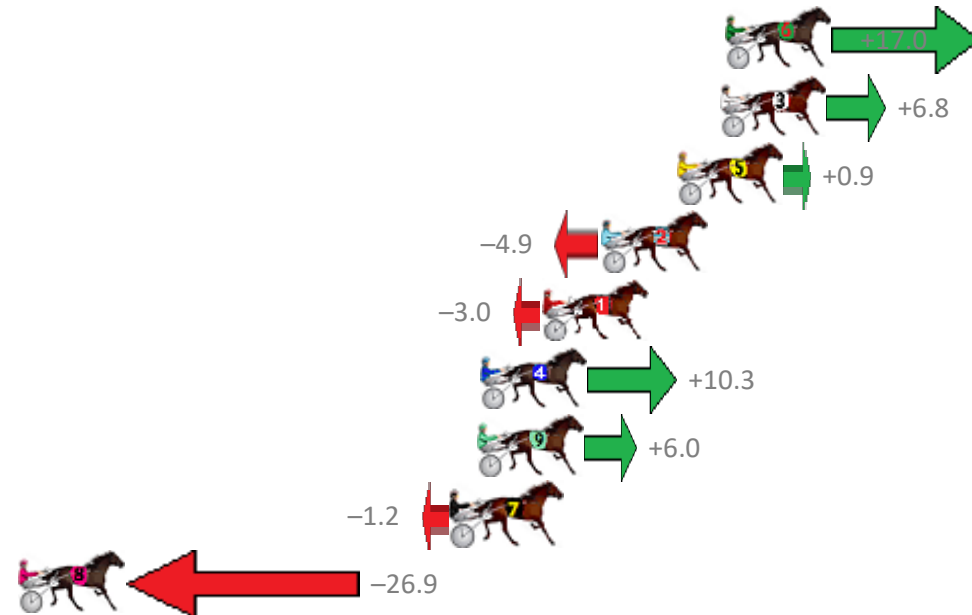
Redcliffe Race 4 Distance 1780m

Wednesday, 25 March 2020

Gross Time: 2:09.50 MileRate: 1:57.00 LeadTime: 11.00s First Qtr: 30.30s Second Qtr: 31.10s Third Qtr: 28.50s Fourth Qtr: 28.60s

| NoHorse | Plc | Margin | Time | 800Time (W) | 400 Time (W) |
|----------------------|-----|--------|---------|-------------|--------------|
| 6 CAUTIVAR | 1 | 0.0m | 2:09.50 | 55.89s (0) | 27.91s (1) |
| 3 TORQUE WITH ESTEEM | 2 | 0.2m | 2:09.51 | 56.61s (1) | 28.23s (1) |
| 5 LITTLE BOLT | 3 | 1.9m | 2:09.64 | 57.04s (1) | 28.64s (1) |
| 2 MAFFIOSO GIRL | 4 | 4.9m | 2:09.85 | 57.45s (0) | 28.95s (0) |
| 1 BARA JAYLA | 5 | 7.2m | 2:10.01 | 57.31s (0) | 28.79s (0) |
| 4 JOVIAL JULIE | 6 | 9.7m | 2:10.19 | 56.36s (1) | 28.11s (2) |
| 9 DATTITUDE | 7 | 9.8m | 2:10.20 | 56.67s (1) | 28.41s (2) |
| 7 ZARAS DANCE | 8 | 10.8m | 2:10.27 | 57.19s (0) | 28.40s (0) |
| 8 TICK OF THE CLOCK | 9 | 38.5m | 2:12.25 | 59.02s (1) | 30.80s (2) |

Finish Position and metres gained from 800m



Sectionals
Powered by



Home of Australian Harness Sectionals

Get your sectionals delivered to your inbox daily

Check out www.pjdata.com.au



The Racing Queensland Board (trading as Racing Queensland) and provider are not responsible for the completeness or accuracy of any of the information contained herein, and makes no representations about its suitability for any purpose.

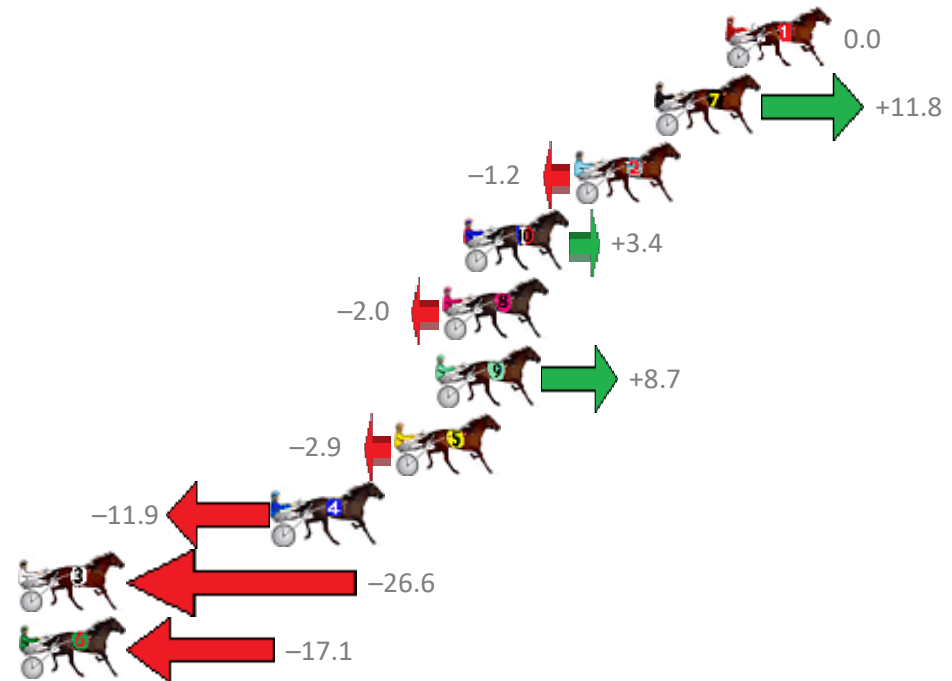
Redcliffe Race 5 Distance 1780m

Wednesday, 25 March 2020

Gross Time: 2:10.30 MileRate: 1:57.80 LeadTime: 11.40s First Qtr: 28.80s Second Qtr: 31.60s Third Qtr: 29.20s Fourth Qtr: 29.30s

| NoHorse | Plc | Margin | Time | 800Time (W) | 400 Time (W) |
|----------------------|-----|--------|---------|-------------|--------------|
| 1 BOLT THE BOMB | 1 | 0.0m | 2:10.30 | 58.50s (0) | 29.30s (0) |
| 7 IMPRESSIVE DIAMOND | 2 | 2.8m | 2:10.51 | 57.64s (1) | 29.26s (2) |
| 2 PRINCE JOY | 3 | 6.0m | 2:10.74 | 58.59s (0) | 29.39s (0) |
| 10 ONE OFF | 4 | 10.4m | 2:11.06 | 58.25s (0) | 28.99s (0) |
| 8 ROWDYS ACE | 5 | 11.2m | 2:11.12 | 58.65s (0) | 29.39s (0) |
| 9 TARGARYEN HANOVER | 6 | 11.5m | 2:11.14 | 57.86s (1) | 29.40s (3) |
| 5 MISS CATALINA | 7 | 13.1m | 2:11.26 | 58.71s (1) | 29.29s (1) |
| 4 GUTS | 8 | 17.9m | 2:11.61 | 59.37s (1) | 29.92s (2) |
| 3 DYNAMIC DEEJAY | 9 | 28.2m | 2:12.37 | 60.45s (1) | 30.97s (1) |
| 6 STUDLEIGH WILL | 10 | 43.5m | 2:13.49 | 59.75s (0) | 30.58s (0) |

Finish Position and metres gained from 800m



Sectionals
Powered by



Home of Australian Harness Sectionals

Get your sectionals delivered to your inbox daily

Check out www.pjdata.com.au



The Racing Queensland Board (trading as Racing Queensland) and provider are not responsible for the completeness or accuracy of any of the information contained herein, and makes no representations about its suitability for any purpose.

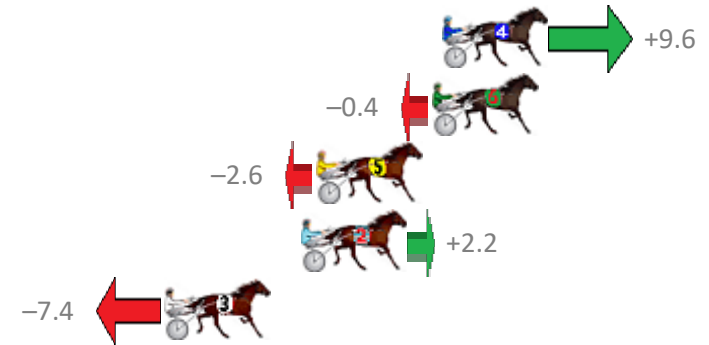
Redcliffe Race 6 Distance 947m

Wednesday, 25 March 2020

Gross Time: 1:06.40 MileRate: 1:52.90 LeadTime: 7.20s First Qtr: Second Qtr: Third Qtr: 29.60s Fourth Qtr: 29.80s

| NoHorse | Plc | Margin | Time | 800Time (W) | 400 Time (W) |
|-------------------|-----|--------|---------|-------------|--------------|
| 4 DOWNTOWN LUCCA | 1 | 0.0m | 1:06.40 | 58.69s (1) | 29.49s (1) |
| 6 HALF MOON BEACH | 2 | 0.4m | 1:06.43 | 59.43s (3) | 29.80s (2) |
| 5 COAST WARNING | 3 | 5.0m | 1:06.77 | 59.59s (2) | 30.17s (1) |
| 2 MERRYWOOD PEARL | 4 | 5.6m | 1:06.82 | 59.24s (0) | 29.81s (0) |
| 3 ALI DOWNUNDER | 5 | 11.0m | 1:07.22 | 59.95s (1) | 30.57s (0) |

Finish Position and metres gained from 800m



Sectionals
Powered by



Home of Australian Harness Sectionals

Get your sectionals delivered to your inbox daily

Check out www.pjdata.com.au



The Racing Queensland Board (trading as Racing Queensland) and provider are not responsible for the completeness or accuracy of any of the information contained herein, and makes no representations about its suitability for any purpose.

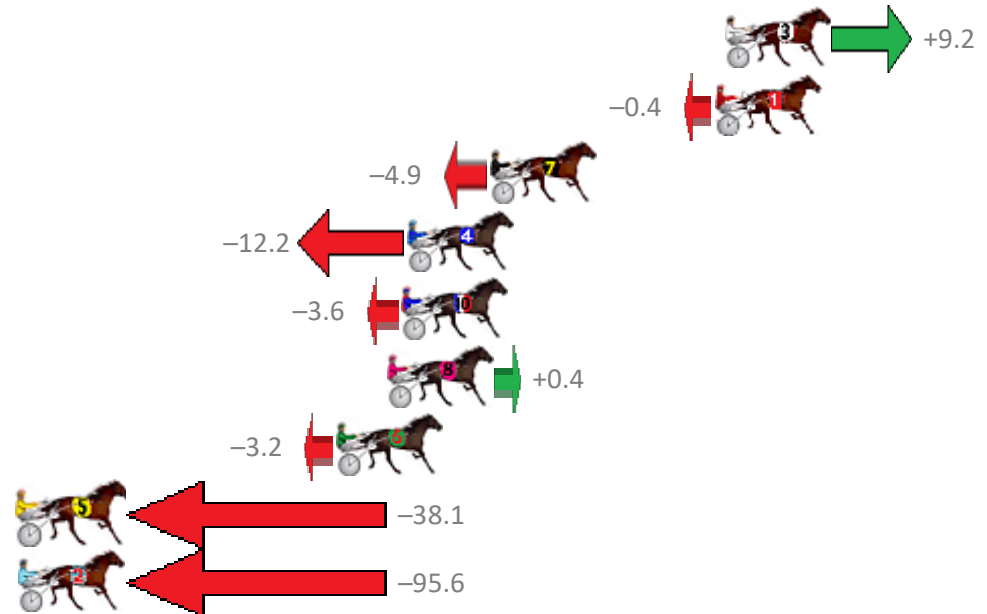
Redcliffe Race 7 Distance 2040m

Wednesday, 25 March 2020

Gross Time: 2:33.30 MileRate: 2:01.00 LeadTime: 31.60s First Qtr: 31.80s Second Qtr: 31.30s Third Qtr: 29.60s Fourth Qtr: 29.00s

| No | Horse | Plc | Margin | Time | 800Time (W) | 400 Time (W) |
|----|-------------------|-----|--------|---------|-------------|--------------|
| 3 | CROSSED LEGS | 1 | 0.0m | 2:33.30 | 57.93s (1) | 28.57s (1) |
| 1 | BRONSKI MACARENA | 2 | 0.4m | 2:33.33 | 58.63s (0) | 29.03s (0) |
| 7 | BELLA BLONDIE | 3 | 9.3m | 2:33.97 | 58.96s (0) | 29.31s (0) |
| 4 | SHEFEELINPRECIOUS | 4 | 12.6m | 2:34.21 | 59.49s (1) | 29.87s (1) |
| 10 | CARIBBEAN ROCKET | 5 | 12.8m | 2:34.23 | 58.86s (0) | 29.23s (0) |
| 8 | THE CASUAL GOOSE | 6 | 13.4m | 2:34.27 | 58.57s (1) | 28.57s (0) |
| 6 | BE ON THE SLY | 7 | 15.4m | 2:34.42 | 58.83s (2) | 29.10s (2) |
| 5 | FEEL THE THRILL | 8 | 55.7m | 2:37.34 | 61.39s (2) | 31.47s (1) |
| 2 | TUESDAYS COURAGE | 9 | 100.6m | 2:40.59 | 65.60s (1) | 35.00s (2) |

Finish Position and metres gained from 800m



Sectionals
Powered by



Home of Australian Harness Sectionals

Get your sectionals delivered to your inbox daily

Check out www.pjdata.com.au



The Racing Queensland Board (trading as Racing Queensland) and provider are not responsible for the completeness or accuracy of any of the information contained herein, and makes no representations about its suitability for any purpose.

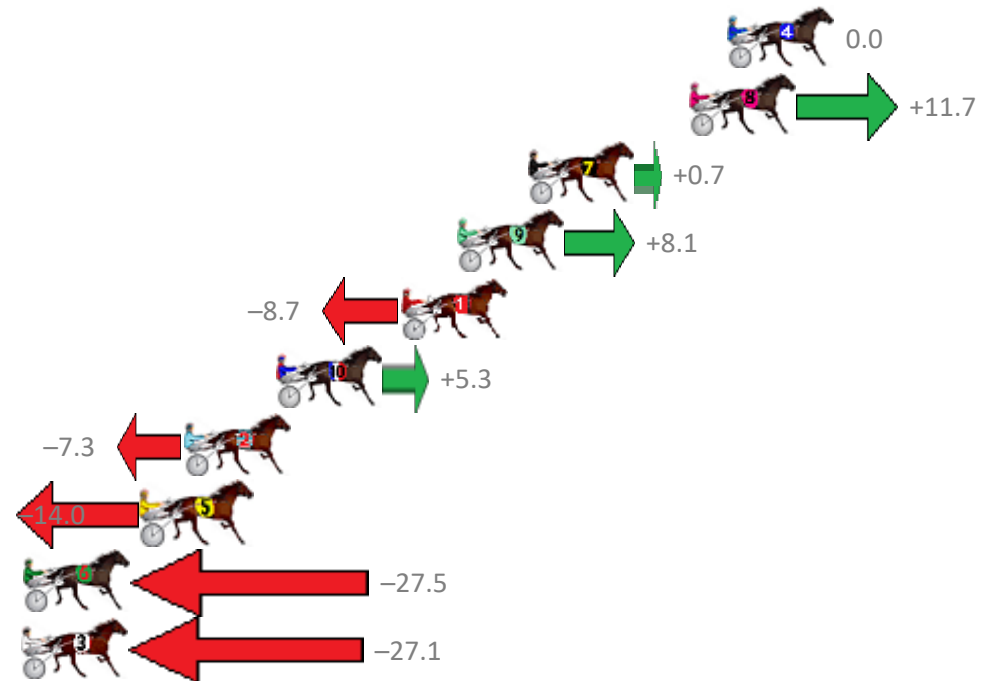
Redcliffe Race 8 Distance 1780m

Wednesday, 25 March 2020

Gross Time: 2:12.40 MileRate: 1:59.70 LeadTime: 11.60s First Qtr: 30.50s Second Qtr: 31.30s Third Qtr: 29.10s Fourth Qtr: 29.90s

| NoHorse | Plc | Margin | Time | 800Time (W) | 400 Time (W) |
|---------------------|-----|--------|---------|-------------|--------------|
| 4 PRETTYCOMPACT | 1 | 0.0m | 2:12.40 | 59.00s (0) | 29.90s (0) |
| 8 WHATA STRIDE | 2 | 1.5m | 2:12.51 | 58.14s (0) | 28.88s (0) |
| 7 IFYOUBELIEVE | 3 | 7.9m | 2:12.99 | 58.95s (0) | 29.77s (0) |
| 9 BETTOR WATCH HIM | 4 | 10.7m | 2:13.20 | 58.40s (1) | 28.95s (3) |
| 1 THE LAST DRAGON | 5 | 12.9m | 2:13.36 | 59.64s (0) | 30.49s (0) |
| 10 WILLSINTOWN | 6 | 17.9m | 2:13.74 | 58.61s (1) | 29.20s (0) |
| 2 ROCKA BELLA | 7 | 21.5m | 2:14.01 | 59.54s (1) | 30.06s (1) |
| 5 TRENTLEIGH | 8 | 23.2m | 2:14.13 | 60.03s (1) | 30.45s (3) |
| 6 MODERN THOUGHT | 9 | 27.9m | 2:14.49 | 61.03s (1) | 31.34s (1) |
| 3 FEELING THE POWER | 10 | 31.7m | 2:14.77 | 61.00s (1) | 31.36s (2) |

Finish Position and metres gained from 800m



Sectionals
Powered by



Home of Australian Harness Sectionals

Get your sectionals delivered to your inbox daily

Check out www.pjdata.com.au



The Racing Queensland Board (trading as Racing Queensland) and provider are not responsible for the completeness or accuracy of any of the information contained herein, and makes no representations about its suitability for any purpose.

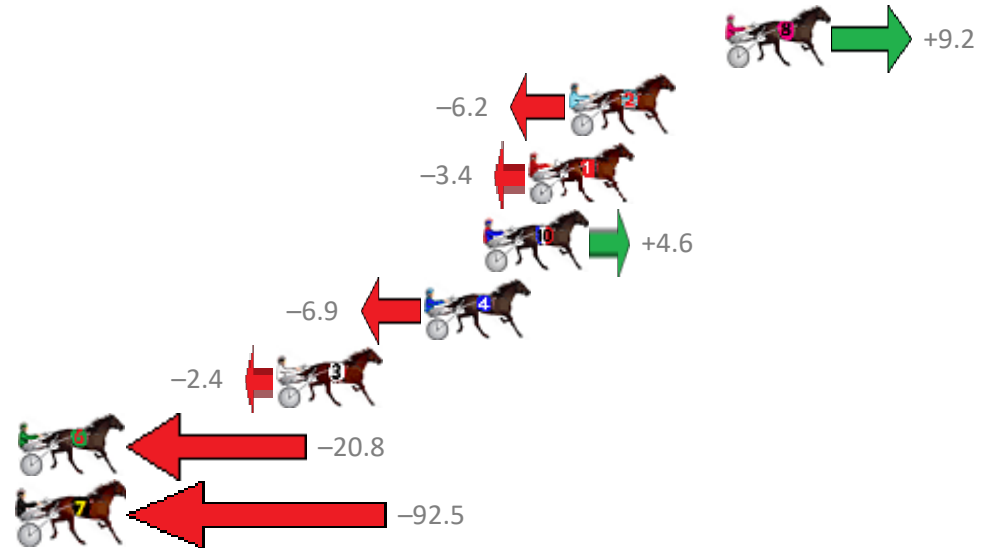
Redcliffe Race 9 Distance 2040m

Wednesday, 25 March 2020

Gross Time: 2:35.50 MileRate: 2:02.70 LeadTime: 31.90s First Qtr: 31.80s Second Qtr: 32.00s Third Qtr: 30.00s Fourth Qtr: 29.80s

| No | Horse | Plc | Margin | Time | 800Time (W) | 400 Time (W) |
|----|--------------------|-----|--------|---------|-------------|--------------|
| 8 | ABBEY DIADEMA | 1 | 0.0m | 2:35.50 | 59.11s (1) | 29.01s (1) |
| 2 | DANCING IN MANOLOS | 2 | 6.2m | 2:35.96 | 60.26s (0) | 30.26s (0) |
| 1 | MELTON MAX GENTLE | 3 | 7.8m | 2:36.08 | 60.05s (0) | 30.02s (0) |
| 10 | IDIOTS DREAM | 4 | 9.6m | 2:36.22 | 59.46s (1) | 29.35s (1) |
| 4 | LANOCH BOY | 5 | 11.9m | 2:36.39 | 60.32s (1) | 30.24s (1) |
| 3 | MELTON LUCKY | 6 | 17.8m | 2:36.83 | 59.98s (0) | 29.50s (1) |
| 6 | POSER | 7 | 39.8m | 2:38.47 | 61.35s (1) | 31.10s (2) |
| 7 | ITMIGHTBEYOU | 8 | 103.3m | 2:43.20 | 66.71s (0) | 35.68s (0) |

Finish Position and metres gained from 800m



Sectionals
Powered by



Home of Australian Harness Sectionals

Get your sectionals delivered to your inbox daily

Check out www.pjdata.com.au



The Racing Queensland Board (trading as Racing Queensland) and provider are not responsible for the completeness or accuracy of any of the information contained herein, and makes no representations about its suitability for any purpose.