

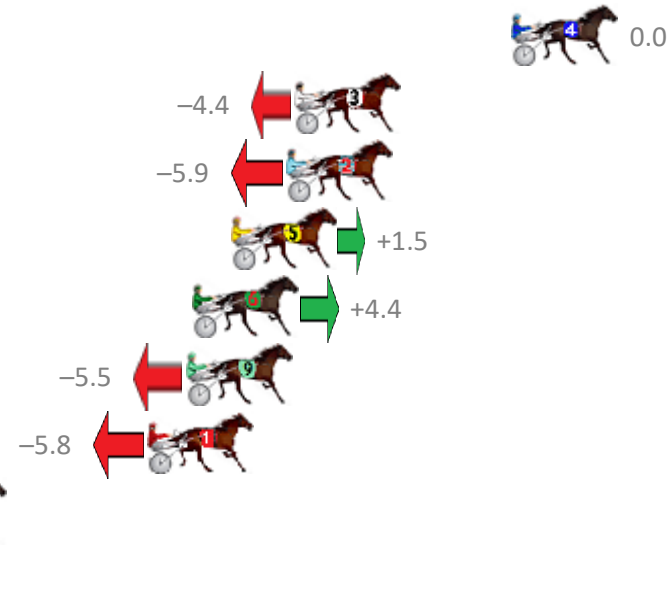
# Albion Park Race 1 Distance 1660m

Tuesday, 21 April 2020

Gross Time: 2:01.80 MileRate: 1:58.10 LeadTime: 3.40s First Qtr: 28.10s Second Qtr: 31.80s Third Qtr: 30.00s Fourth Qtr: 28.50s

NoHorse	Plc	Margin	Time	800Time (W)	400 Time (W)
4 FRONTLINER	1	0.0m	2:01.80	58.50s (0)	28.50s (0)
3 AMANDER	2	8.6m	2:02.44	58.82s (0)	28.77s (0)
2 SHES MISS DEVINE	3	8.9m	2:02.47	58.93s (1)	28.96s (1)
5 FAST TRACKER	4	11.1m	2:02.63	58.39s (1)	28.49s (2)
6 BIG WHEELS	5	12.6m	2:02.74	58.18s (1)	28.32s (1)
9 NICKS PICK	6	12.9m	2:02.77	58.90s (1)	28.93s (1)
1 HIGHLY RESPECTED	7	14.4m	2:02.88	58.92s (0)	28.87s (0)
8 CORVETTE JOE	8	24.4m	2:03.63	59.30s (0)	29.19s (0)
7 LOVE YOUR WORK	9	25.7m	2:03.72	59.06s (0)	28.93s (0)

Finish Position and metres gained from 800m



Sectionals  
Powered by



Home of Australian Harness Sectionals

Get your sectionals delivered to your inbox daily

Check out [www.pjdata.com.au](http://www.pjdata.com.au)



The Racing Queensland Board (trading as Racing Queensland) and provider are not responsible for the completeness or accuracy of any of the information contained herein, and makes no representations about its suitability for any purpose.

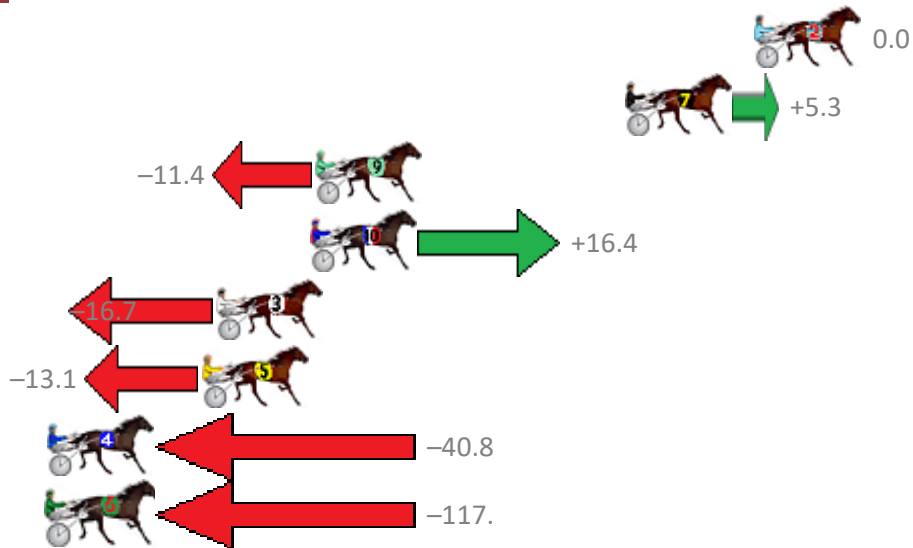
# Albion Park Race 2 Distance 2138m

Tuesday, 21 April 2020

Gross Time: 2:40.90 MileRate: 2:01.10 LeadTime: 42.60s First Qtr: 29.30s Second Qtr: 30.50s Third Qtr: 29.00s Fourth Qtr: 29.50s

No	Horse	Plc	Margin	Time	800Time (W)	400 Time (W)
2	ZOOMALONG JOHNNY	1	0.0m	2:40.90	58.50s (0)	29.50s (0)
7	ARNOLD	2	5.1m	2:41.29	58.11s (1)	29.01s (2)
9	SKYLINE	3	17.4m	2:42.25	59.33s (1)	30.17s (1)
10	HAVANA MAGIC	4	17.6m	2:42.26	57.31s (0)	29.18s (0)
3	NORAH'S FLING	5	21.3m	2:42.55	59.71s (0)	30.67s (0)
5	YANKEE COMMANDO	6	21.9m	2:42.59	59.45s (0)	30.27s (0)
4	LAVROS SEGIL	7	120.8m	2:50.24	61.47s (0)	31.03s (0)
6	ONE MUSCLE HILL	8	267.2m	3:01.56	67.02s (0)	32.96s (0)

Finish Position and metres gained from 800m



Sectionals  
Powered by



Home of Australian Harness Sectionals

Get your sectionals delivered to your inbox daily

Check out [www.pjdata.com.au](http://www.pjdata.com.au)



The Racing Queensland Board (trading as Racing Queensland) and provider are not responsible for the completeness or accuracy of any of the information contained herein, and makes no representations about its suitability for any purpose.

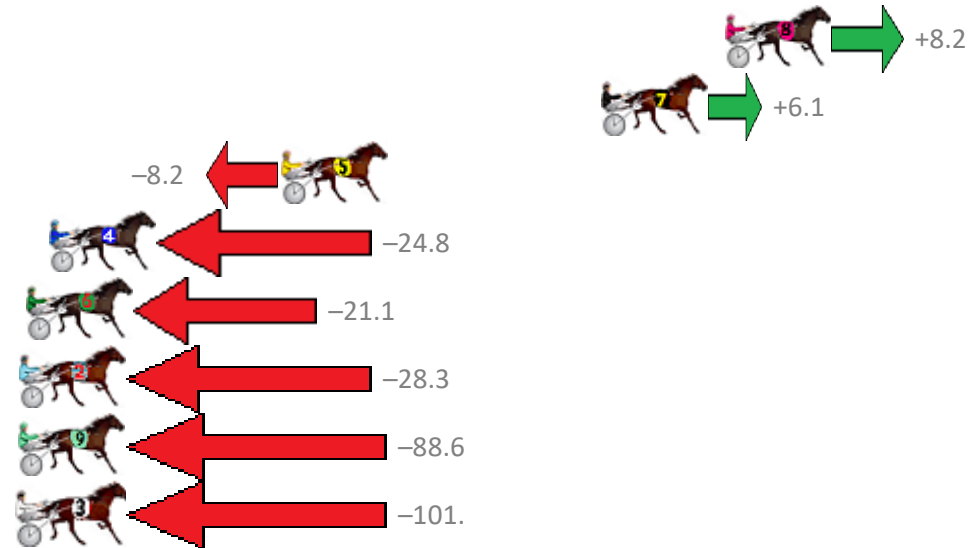
# Albion Park Race 3 Distance 2647m

Tuesday, 21 April 2020

Gross Time: 3:18.60 MileRate: 1:59.80 LeadTime: 78.70s First Qtr: 29.80s Second Qtr: 30.70s Third Qtr: 29.20s Fourth Qtr: 30.20s

No	Horse	Plc	Margin	Time	800Time (W)	400 Time (W)
8	SIR FAHRENHEIT	1	0.0m	3:18.60	58.79s (2)	30.20s (1)
7	JEDDY R YA READY	2	4.9m	3:18.99	58.95s (1)	30.25s (1)
5	WEE MAN TROUBLE	3	17.6m	3:19.99	60.01s (0)	30.70s (2)
4	MATATOKI	4	26.8m	3:20.72	61.23s (1)	32.12s (0)
6	SPIRIT WALKER	5	27.7m	3:20.79	60.96s (1)	31.47s (1)
2	JUSTABITLIKEMUM	6	28.3m	3:20.84	61.49s (0)	31.75s (0)
9	GREG THE GREAT	7	104.6m	3:26.87	65.94s (2)	36.10s (1)
3	ALS LAW	8	105.9m	3:26.97	66.86s (0)	36.12s (0)

Finish Position and metres gained from 800m



Sectionals  
Powered by



Home of Australian Harness Sectionals

Get your sectionals delivered to your inbox daily

Check out [www.pjdata.com.au](http://www.pjdata.com.au)



The Racing Queensland Board (trading as Racing Queensland) and provider are not responsible for the completeness or accuracy of any of the information contained herein, and makes no representations about its suitability for any purpose.

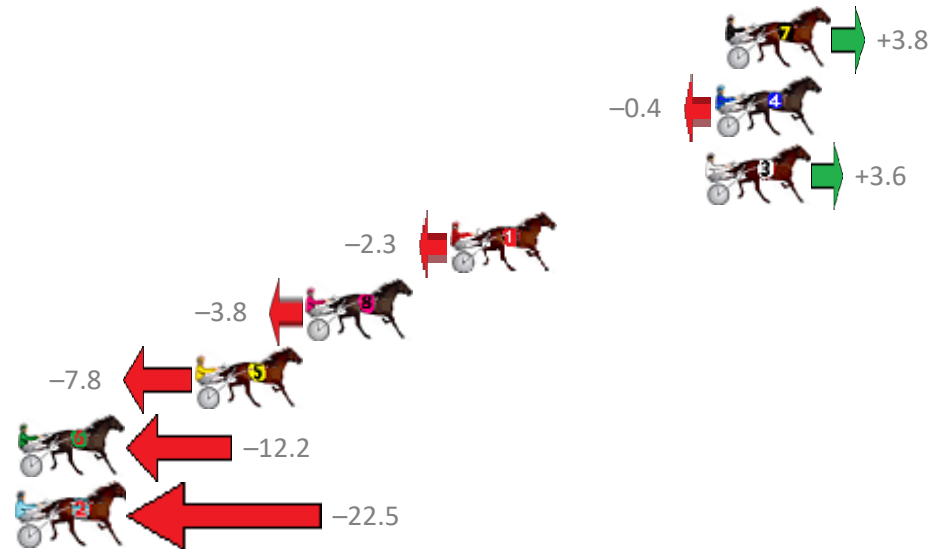
# Albion Park Race 4 Distance 2138m

Tuesday, 21 April 2020

Gross Time: 2:36.00 MileRate: 1:57.40 LeadTime: 37.80s First Qtr: 30.50s Second Qtr: 30.20s Third Qtr: 29.70s Fourth Qtr: 27.80s

NoHorse	Plc	Margin	Time	800Time (W)	400 Time (W)
7 FLO RYDA	1	0.0m	2:36.00	57.23s (1)	27.73s (1)
4 WHICH HUNT	2	0.4m	2:36.03	57.53s (0)	27.83s (0)
3 SCHEU CREEK	3	0.8m	2:36.06	57.24s (0)	27.54s (0)
1 ALL GOOD WALLY	4	10.9m	2:36.80	57.66s (0)	27.93s (0)
8 CHANCELESS CENTURY	5	16.6m	2:37.21	57.77s (0)	28.02s (0)
5 SIR SEMPER FIDELIS	6	21.0m	2:37.54	58.06s (1)	28.38s (1)
6 JIMMY NGA	7	29.2m	2:38.13	58.37s (0)	28.66s (1)
2 SUNNY RICE	8	31.1m	2:38.27	59.11s (1)	29.38s (1)

Finish Position and metres gained from 800m



Sectionals  
Powered by



Home of Australian Harness Sectionals

Get your sectionals delivered to your inbox daily

Check out [www.pjdata.com.au](http://www.pjdata.com.au)



The Racing Queensland Board (trading as Racing Queensland) and provider are not responsible for the completeness or accuracy of any of the information contained herein, and makes no representations about its suitability for any purpose.

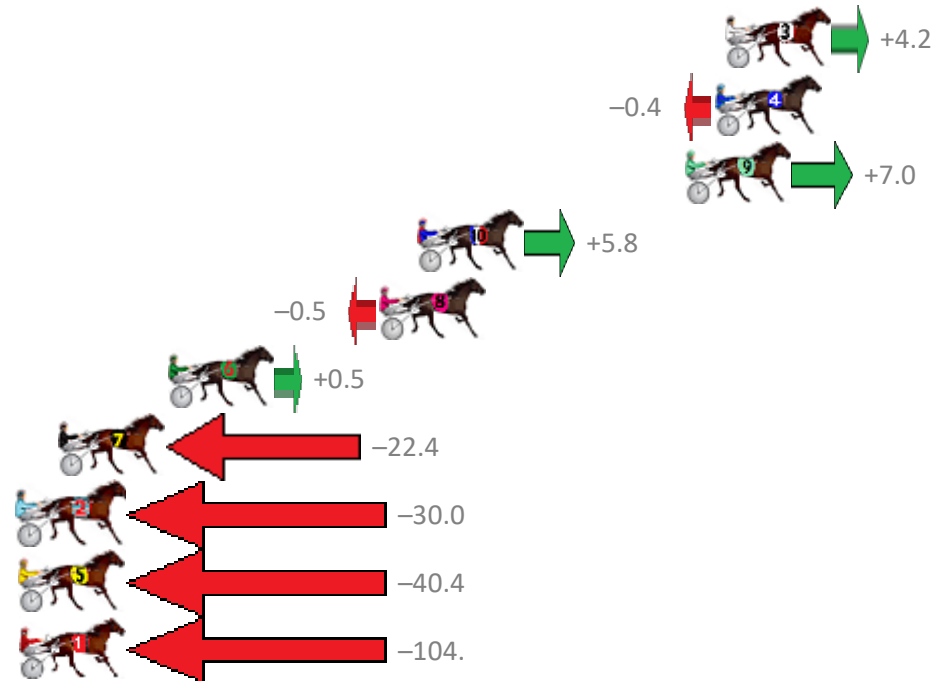
# Albion Park Race 5 Distance 1660m

Tuesday, 21 April 2020

Gross Time: 1:59.40 MileRate: 1:55.80 LeadTime: 3.40s First Qtr: 27.70s Second Qtr: 31.30s Third Qtr: 28.90s Fourth Qtr: 28.10s

NoHorse	Plc	Margin	Time	800Time (W)	400 Time (W)
3 SHADYS DELIGHT	1	0.0m	1:59.40	56.70s (0)	27.78s (0)
4 FEEL THE THUNDER	2	0.4m	1:59.43	57.03s (0)	28.13s (0)
9 THE RAGNBONE MAN	3	1.6m	1:59.52	56.50s (1)	28.02s (2)
10 PHOTOZEN	4	12.2m	2:00.30	56.59s (1)	27.83s (1)
8 BEAUDACIOUS	5	13.7m	2:00.41	57.04s (1)	28.36s (2)
6 KOOKABURRAPRINCESS	6	22.1m	2:01.03	56.96s (1)	28.16s (1)
7 NIFTY STUDLEIGH	7	26.4m	2:01.35	58.59s (1)	29.53s (1)
2 GROOVY MISS ANNIE	8	38.4m	2:02.24	59.13s (0)	29.87s (0)
5 GRANDLARCENY	9	56.2m	2:03.55	59.86s (0)	30.71s (0)
1 WHATA REACTOR	10	254.8m	2:18.22	64.43s (0)	31.23s (0)

Finish Position and metres gained from 800m



Sectionals  
Powered by



Home of Australian Harness Sectionals

Get your sectionals delivered to your inbox daily

Check out [www.pjdata.com.au](http://www.pjdata.com.au)



The Racing Queensland Board (trading as Racing Queensland) and provider are not responsible for the completeness or accuracy of any of the information contained herein, and makes no representations about its suitability for any purpose.

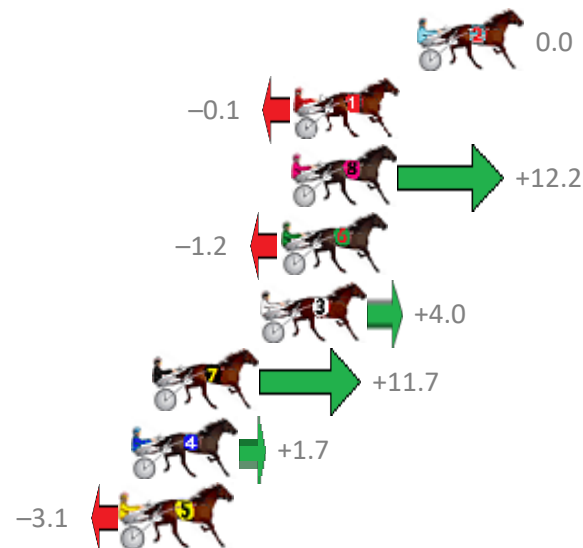
# Albion Park Race 6 Distance 1660m

Tuesday, 21 April 2020

Gross Time: 1:57.70 MileRate: 1:54.10 LeadTime: 3.40s First Qtr: 27.70s Second Qtr: 29.60s Third Qtr: 28.10s Fourth Qtr: 28.90s

NoHorse	Plc	Margin	Time	800Time (W)	400 Time (W)
2 CRACKA STRIDE	1	0.0m	1:57.70	57.00s (0)	28.90s (0)
1 FIOKI	2	4.9m	1:58.07	57.01s (0)	28.86s (0)
8 BIG BANG LEONARD	3	5.0m	1:58.08	56.14s (1)	28.05s (2)
6 MAYWYNS BEST	4	5.4m	1:58.11	57.09s (1)	28.87s (1)
3 THREO	5	6.2m	1:58.17	56.72s (0)	28.66s (0)
7 RICH VIRGIN	6	10.5m	1:58.50	56.17s (1)	28.73s (2)
4 BULL MARKET	7	11.3m	1:58.56	56.88s (1)	28.66s (1)
5 COMPLY OR DIE	8	11.7m	1:58.59	57.22s (1)	29.01s (1)

Finish Position and metres gained from 800m



Sectionals  
Powered by



Home of Australian Harness Sectionals

Get your sectionals delivered to your inbox daily

Check out [www.pjdata.com.au](http://www.pjdata.com.au)



The Racing Queensland Board (trading as Racing Queensland) and provider are not responsible for the completeness or accuracy of any of the information contained herein, and makes no representations about its suitability for any purpose.



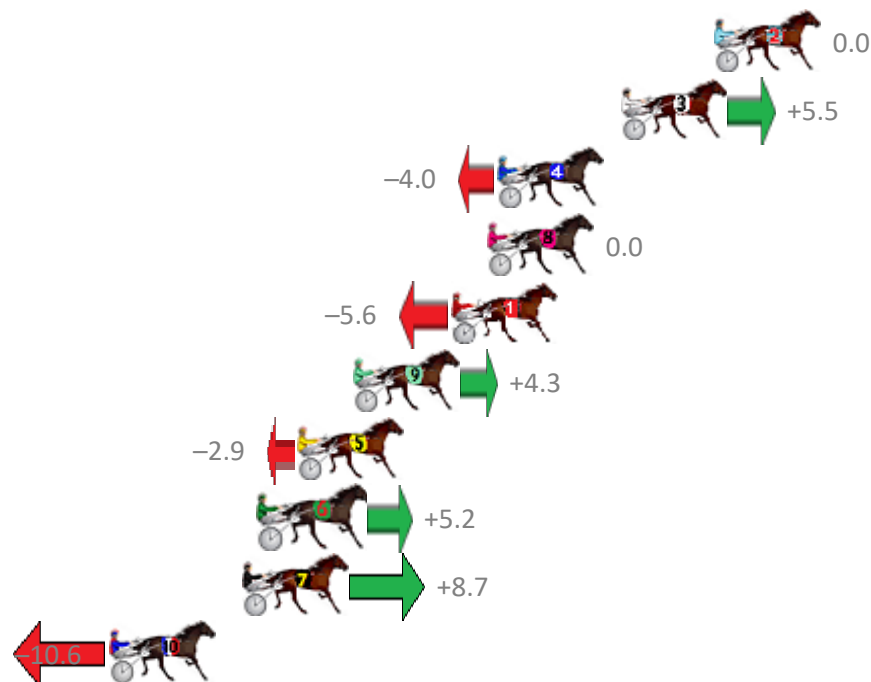
# Albion Park Race 7 Distance 1660m

Tuesday, 21 April 2020

Gross Time: 1:58.20 MileRate: 1:54.60 LeadTime: 3.50s First Qtr: 28.20s Second Qtr: 30.90s Third Qtr: 27.80s Fourth Qtr: 27.80s

NoHorse	Plc	Margin	Time	800Time (W)	400 Time (W)
2 BLACKSADANCE	1	0.0m	1:58.20	55.60s (0)	27.80s (0)
3 FEARLESS FAITH	2	3.7m	1:58.47	55.22s (1)	27.39s (1)
4 BLACKJACK BART	3	8.6m	1:58.83	55.88s (1)	28.06s (1)
8 THE MONEY BALL	4	9.0m	1:58.86	55.60s (0)	27.80s (0)
1 THE WARP REACTOR	5	10.4m	1:58.96	55.99s (0)	28.23s (0)
9 MISS BLUE GLORY	6	14.3m	1:59.25	55.30s (1)	27.54s (0)
5 A RAINBOW DELIGHT	7	16.5m	1:59.41	55.80s (1)	27.96s (1)
6 DESPONDENT	8	18.0m	1:59.52	55.24s (1)	27.39s (0)
7 LANCELOT BROMAC	9	18.7m	1:59.57	55.00s (1)	27.23s (1)
10 GINGER MICKY	10	24.0m	1:59.95	56.33s (0)	26.90s (0)

Finish Position and metres gained from 800m



Sectionals  
Powered by



Home of Australian Harness Sectionals

Get your sectionals delivered to your inbox daily

Check out [www.pjdata.com.au](http://www.pjdata.com.au)



The Racing Queensland Board (trading as Racing Queensland) and provider are not responsible for the completeness or accuracy of any of the information contained herein, and makes no representations about its suitability for any purpose.

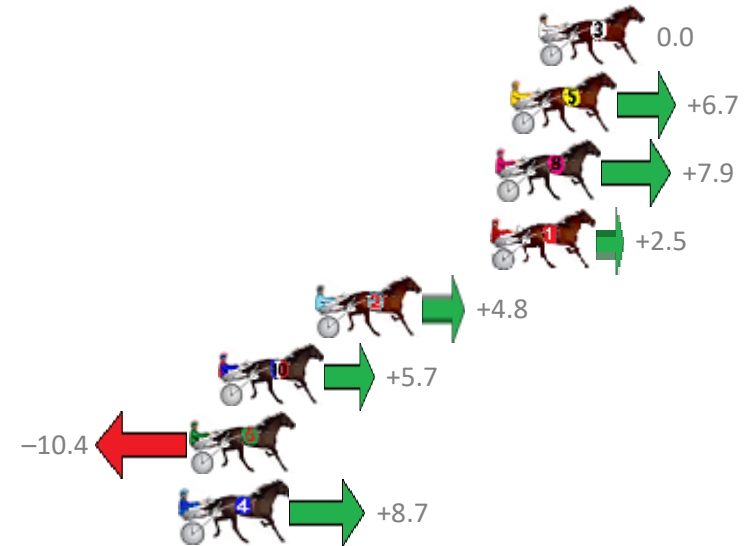
# Albion Park Race 8 Distance 1660m

Tuesday, 21 April 2020

Gross Time: 1:58.70 MileRate: 1:55.10 LeadTime: 3.40s First Qtr: 29.90s Second Qtr: 29.40s Third Qtr: 27.50s Fourth Qtr: 28.50s

No	Horse	Plc	Margin	Time	800Time (W)	400 Time (W)
3	SOME EXCUSESOMEW	1	0.0m	1:58.70	56.00s (0)	28.50s (0)
5	MAFUTA VAUTIN	2	1.1m	1:58.78	55.53s (1)	28.05s (2)
8	NEWMERELLA SHARKIE	3	1.7m	1:58.83	55.45s (0)	27.98s (0)
1	WITH AUTHORITY	4	1.9m	1:58.84	55.83s (0)	28.32s (0)
2	ARTHUR LOWE	5	8.8m	1:59.36	55.67s (1)	28.19s (2)
10	BUMPER	6	12.7m	1:59.65	55.60s (1)	28.24s (3)
6	JAMES DEAN	7	13.8m	1:59.73	56.72s (1)	28.83s (1)
4	BEAU CISHLOM	8	14.1m	1:59.76	55.39s (1)	28.21s (2)

Finish Position and metres gained from 800m



Sectionals  
Powered by



Home of Australian Harness Sectionals

Get your sectionals delivered to your inbox daily

Check out [www.pjdata.com.au](http://www.pjdata.com.au)



The Racing Queensland Board (trading as Racing Queensland) and provider are not responsible for the completeness or accuracy of any of the information contained herein, and makes no representations about its suitability for any purpose.