

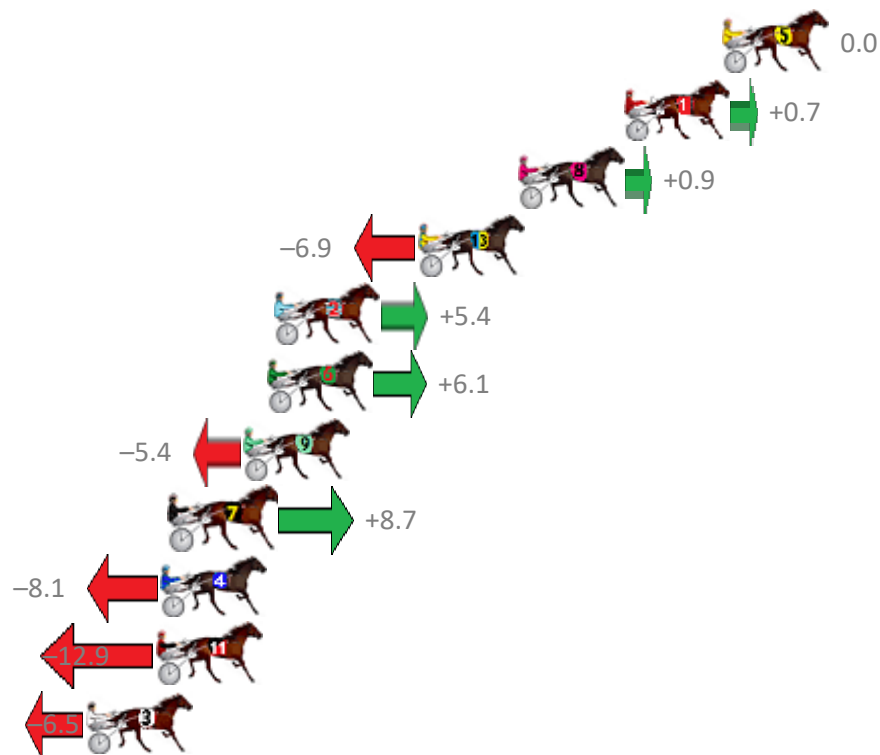
Albion Park Race 1 Distance 2138m

Saturday, 11 July 2020

Gross Time: 2:31.80 MileRate: 1:54.30 LeadTime: 37.10s First Qtr: 29.30s Second Qtr: 29.60s Third Qtr: 28.90s Fourth Qtr: 26.90s

No Horse	Plc	Margin	Time	800Time (W)	400 Time (W)
5 CULTURE KING	1	0.0m	2:31.80	55.80s (0)	26.90s (0)
1 LENNY THE LEGEND	2	3.9m	2:32.08	55.75s (0)	26.84s (0)
8 MAJOR GENERALJUJON	3	8.1m	2:32.37	55.74s (0)	26.84s (0)
13 MOHS EM DOWN	4	12.1m	2:32.66	56.28s (1)	27.50s (1)
2 SAM IS PERFECTION	5	17.8m	2:33.06	55.43s (1)	27.74s (2)
6 MONTANA CHIEF	6	18.1m	2:33.08	55.38s (0)	26.93s (1)
9 HEZA BROMAC	7	19.0m	2:33.15	56.17s (0)	27.29s (0)
7 MYMATEPOG	8	21.9m	2:33.35	55.20s (1)	27.68s (2)
4 HES OKEY DOKEY	9	22.3m	2:33.38	56.36s (1)	27.54s (1)
11 JOHNNY WHITE	10	22.5m	2:33.39	56.69s (1)	27.84s (1)
3 SPRING CAMPAIGN	11	25.3m	2:33.59	56.25s (1)	27.47s (2)

Finish Position and metres gained from 800m



Sectionals
Powered by



Home of Australian Harness Sectionals

Get your sectionals delivered to your inbox daily

Check out www.pjdata.com.au




The Racing Queensland Board (trading as Racing Queensland) and provider are not responsible for the completeness or accuracy of any of the information contained herein, and makes no representations about its suitability for any purpose.

Albion Park Race 2 Distance 1660m

Saturday, 11 July 2020

Gross Time: 1:54.90 MileRate: 1:51.40 LeadTime: 3.30s First Qtr: 26.40s Second Qtr: 29.00s Third Qtr: 28.50s Fourth Qtr: 27.70s

No Horse	Plc	Margin	Time	800Time (W)	400 Time (W)
8 KID MONTANA	1	0.0m	1:54.90	56.03s (1)	27.70s (1)
7 MAYWYNS BEST	2	7.1m	1:55.42	55.61s (1)	27.22s (1)
9 JUMPING JOLT	3	10.7m	1:55.68	56.49s (1)	28.09s (1)
3 DREAM TO SHARE	4	11.3m	1:55.72	56.39s (0)	27.75s (0)
5 HOLY CAMP CLIVE	5	14.0m	1:55.92	57.18s (0)	28.54s (0)
4 MIDNIGHT MAN	6	14.0m	1:55.92	56.88s (0)	28.24s (0)
1 SAMS THE MASTER	7	14.5m	1:55.96	56.33s (0)	27.68s (0)
2 CLARKEY	8	15.1m	1:56.00	56.07s (0)	27.42s (0)
10 SIR JULIAN	9	16.6m	1:56.11	55.96s (1)	27.48s (1)
6 ALWAYS IN COMMAND	10	18.3m	1:56.23	56.70s (1)	28.30s (1)



Sectionals
Powered by



Home of Australian Harness Sectionals

Get your sectionals delivered to your inbox daily

Check out www.pjdata.com.au



The Racing Queensland Board (trading as Racing Queensland) and provider are not responsible for the completeness or accuracy of any of the information contained herein, and makes no representations about its suitability for any purpose.

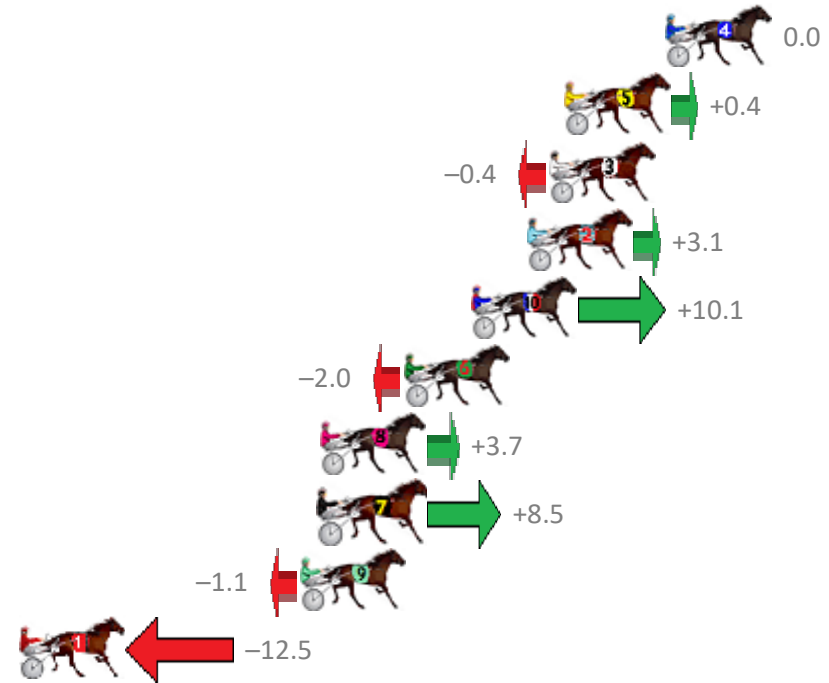
Albion Park Race 3 Distance 1660m

Saturday, 11 July 2020

Gross Time: 1:53.90 MileRate: 1:50.40 LeadTime: 3.40s First Qtr: 27.10s Second Qtr: 29.20s Third Qtr: 27.70s Fourth Qtr: 26.50s

No Horse	Plc	Margin	Time	800Time (W)	400 Time (W)
4 CRUZ	1	0.0m	1:53.90	54.20s (0)	26.50s (0)
5 COLT THIRTY ONE	2	4.0m	1:54.18	54.17s (1)	26.57s (1)
3 WATCH PULP FICTION	3	4.6m	1:54.22	54.23s (0)	26.51s (0)
2 MAJOR CAM	4	5.5m	1:54.28	53.99s (1)	26.36s (1)
10 SPEECH IS SILVER	5	7.7m	1:54.44	53.52s (1)	25.91s (1)
6 GLENFERRIE HOOD	6	10.4m	1:54.63	54.33s (0)	26.61s (0)
8 CLINTAL DO	7	13.7m	1:54.86	53.95s (0)	26.16s (0)
7 NORTHVIEW HUSTLER	8	13.7m	1:54.86	53.63s (1)	25.98s (1)
9 ONE HELL OF A RIDE	9	14.5m	1:54.91	54.27s (1)	26.65s (1)
1 LILAC FLASH	10	25.7m	1:55.70	55.04s (0)	27.24s (0)

Finish Position and metres gained from 800m



Sectionals
Powered by



Home of Australian Harness Sectionals

Get your sectionals delivered to your inbox daily

Check out www.pjdata.com.au



The Racing Queensland Board (trading as Racing Queensland) and provider are not responsible for the completeness or accuracy of any of the information contained herein, and makes no representations about its suitability for any purpose.

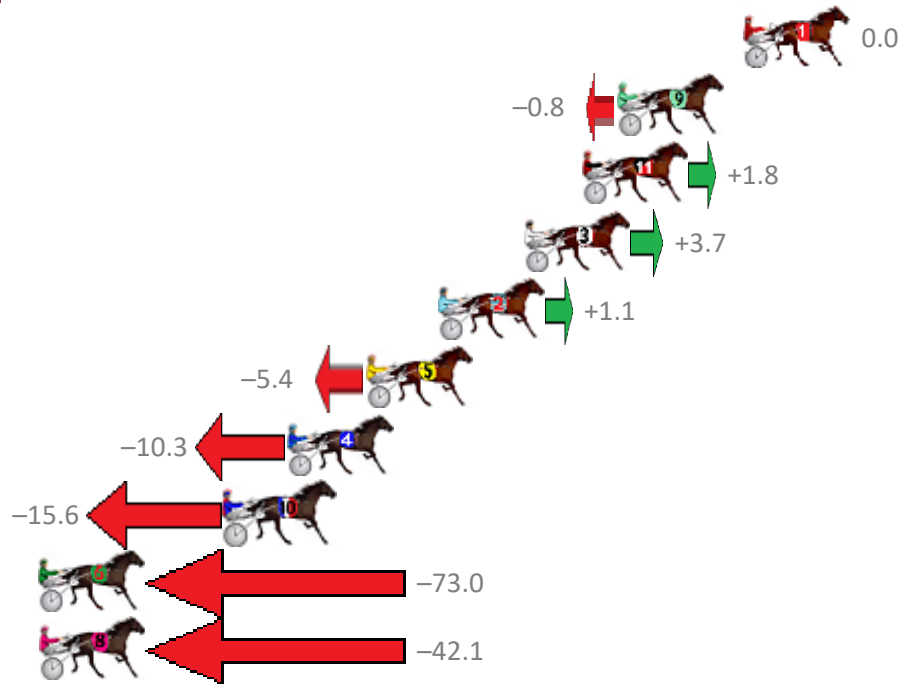
Albion Park Race 4 Distance 1660m

Saturday, 11 July 2020

Gross Time: 1:57.90 MileRate: 1:54.30 LeadTime: 3.50s First Qtr: 27.50s Second Qtr: 31.70s Third Qtr: 27.60s Fourth Qtr: 27.60s

No Horse	Plc	Margin	Time	800Time (W)	400 Time (W)
1 ROLL ONE OVER	1	0.0m	1:57.90	55.20s (0)	27.60s (0)
9 TACTICAL RESPONSE	2	5.0m	1:58.26	55.25s (0)	27.65s (0)
11 BLACKWHITEANDBLUE	3	6.4m	1:58.36	55.08s (0)	27.45s (0)
3 BLUE MOON RISING	4	8.7m	1:58.53	54.95s (0)	27.28s (0)
2 COMMODORE JUJON	5	12.1m	1:58.78	55.12s (1)	27.63s (2)
5 B MAC C	6	15.0m	1:58.99	55.57s (2)	28.12s (1)
4 MISTER BLACKJACK	7	18.1m	1:59.21	55.91s (1)	27.70s (2)
10 OYSTER STRIDE	8	20.6m	1:59.40	56.27s (2)	28.79s (1)
6 KILLARA KAOS	9	76.2m	2:03.43	60.21s (1)	31.98s (1)
8 JUST JOSHIN	10	127.1m	2:07.13	58.09s (0)	29.46s (0)

Finish Position and metres gained from 800m



Sectionals
Powered by



Home of Australian Harness Sectionals

Get your sectionals delivered to your inbox daily

Check out www.pjdata.com.au



The Racing Queensland Board (trading as Racing Queensland) and provider are not responsible for the completeness or accuracy of any of the information contained herein, and makes no representations about its suitability for any purpose.

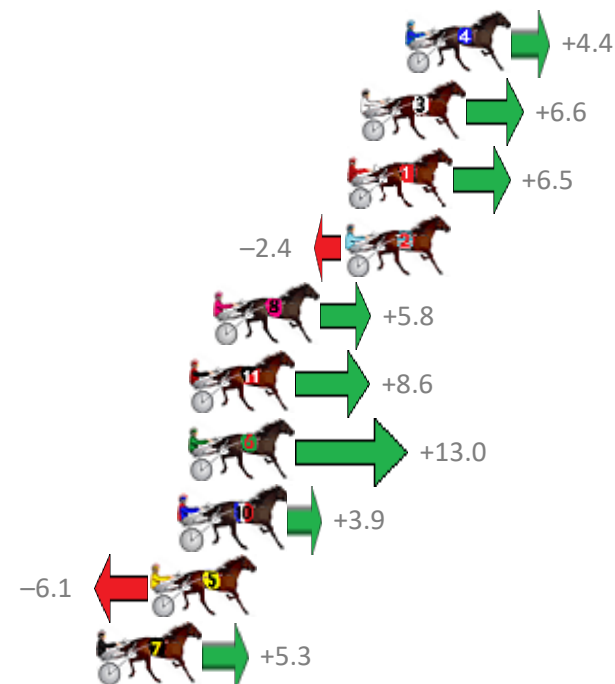
Albion Park Race 5 Distance 1660m

Saturday, 11 July 2020

Gross Time: 1:57.00 MileRate: 1:53.40 LeadTime: 3.20s First Qtr: 27.10s Second Qtr: 30.70s Third Qtr: 28.30s Fourth Qtr: 27.70s

No Horse	Plc	Margin	Time	800Time (W)	400 Time (W)
4 JUSTALITTLE TORQUE	1	0.0m	1:57.00	55.69s (0)	27.41s (0)
3 FAME ASSURED	2	1.8m	1:57.13	55.54s (1)	27.27s (2)
1 WITH THE BAND	3	2.3m	1:57.17	55.55s (0)	27.28s (0)
2 SMOOTH SHOWGIRL	4	2.4m	1:57.17	56.17s (0)	27.87s (0)
8 SAINT KILDA BEACH	5	7.6m	1:57.55	55.60s (0)	27.33s (0)
11 LOVE MY SISTER	6	8.6m	1:57.63	55.40s (1)	27.15s (3)
6 ETERNAL PROMISE	7	8.6m	1:57.63	55.10s (1)	27.12s (1)
10 CHERRYS THE BEST	8	8.9m	1:57.65	55.73s (1)	27.43s (2)
5 DELIGHTFUL TARA	9	10.1m	1:57.74	56.42s (1)	28.15s (1)
7 BRIDGET BLUE CHIP	10	12.3m	1:57.90	55.63s (0)	27.39s (0)

Finish Position and metres gained from 800m



Sectionals
Powered by



Home of Australian Harness Sectionals

Get your sectionals delivered to your inbox daily

Check out www.pjdata.com.au



The Racing Queensland Board (trading as Racing Queensland) and provider are not responsible for the completeness or accuracy of any of the information contained herein, and makes no representations about its suitability for any purpose.

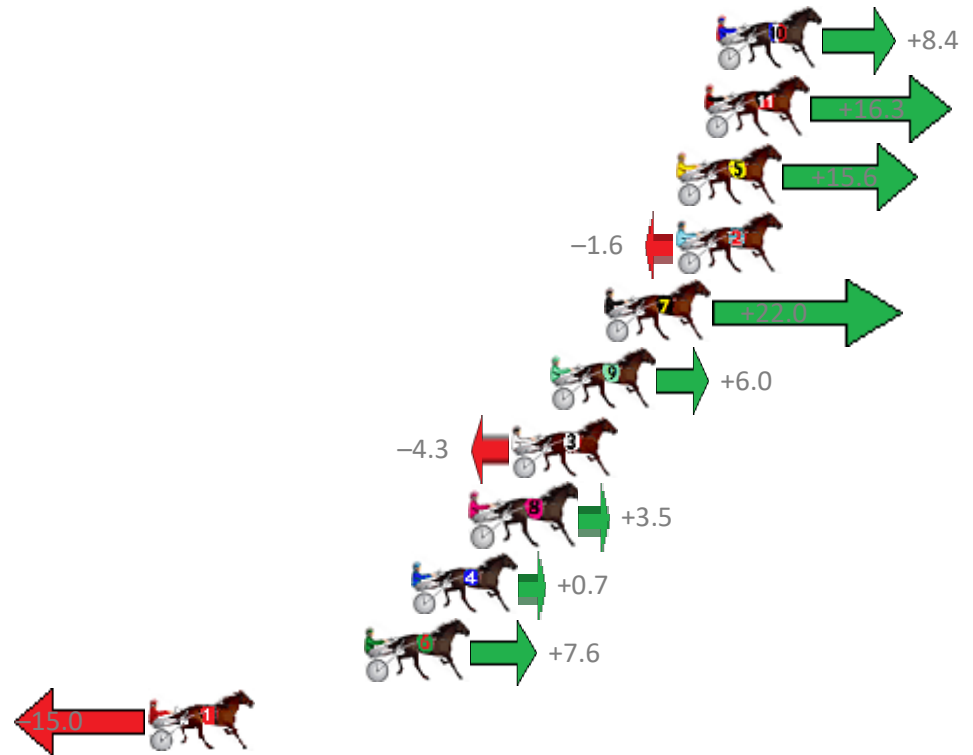
Albion Park Race 6 Distance 2138m

Saturday, 11 July 2020

Gross Time: 2:33.90 MileRate: 1:55.90 LeadTime: 38.00s First Qtr: 28.20s Second Qtr: 30.50s Third Qtr: 28.60s Fourth Qtr: 28.60s

No Horse	Plc	Margin	Time	800Time (W)	400 Time (W)
10 JENDEN STRIKE	1	0.0m	2:33.90	56.60s (1)	28.12s (1)
11 MISS RUBY SUNSHINE	2	0.5m	2:33.94	56.04s (1)	27.50s (1)
5 FOND MEMORIES	3	1.6m	2:34.02	56.09s (2)	27.56s (2)
2 BETTERTHANDIAMOND	4	1.6m	2:34.02	57.31s (0)	28.71s (0)
7 PELOSI	5	4.4m	2:34.23	55.64s (2)	27.19s (3)
9 FEARLESS FAITH	6	6.6m	2:34.40	56.77s (1)	28.27s (1)
3 TRUE STEPPER	7	8.1m	2:34.51	57.51s (1)	29.03s (1)
8 TINKA TERROR	8	9.7m	2:34.63	56.95s (0)	28.37s (0)
4 WICKED AZZ	9	12.1m	2:34.81	57.15s (2)	28.65s (2)
6 JIGGLE AND JIVE	10	14.0m	2:34.95	56.66s (2)	28.17s (3)
1 TOANUI SPIRIT	11	22.6m	2:35.60	58.27s (0)	29.65s (0)

Finish Position and metres gained from 800m



Sectionals
Powered by



Home of Australian Harness Sectionals

Get your sectionals delivered to your inbox daily

Check out www.pjdata.com.au



The Racing Queensland Board (trading as Racing Queensland) and provider are not responsible for the completeness or accuracy of any of the information contained herein, and makes no representations about its suitability for any purpose.

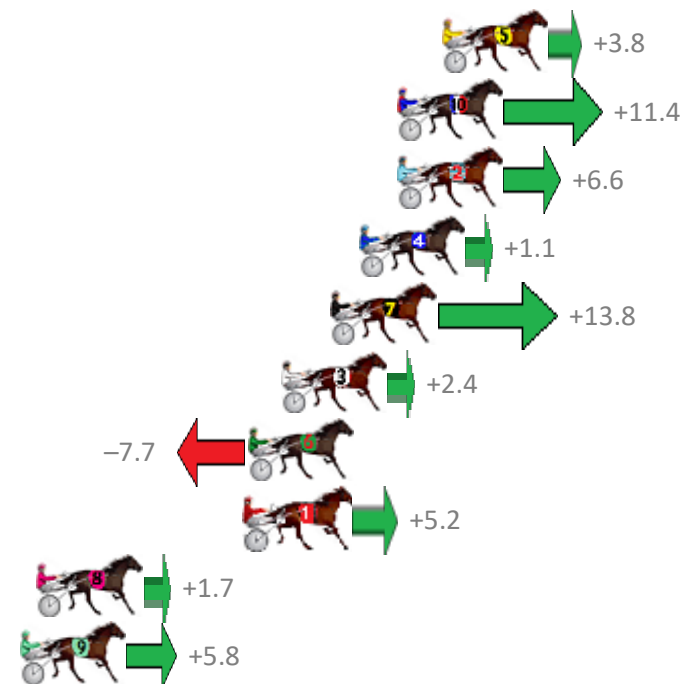
Albion Park Race 7 Distance 1660m

Saturday, 11 July 2020

Gross Time: 2:00.70 MileRate: 1:57.00 LeadTime: 3.40s First Qtr: 27.40s Second Qtr: 32.20s Third Qtr: 28.70s Fourth Qtr: 29.00s

No Horse	Plc	Margin	Time	800Time (W)	400 Time (W)
5 VIEWBYTHEROCK	1	0.0m	2:00.70	57.43s (1)	29.00s (1)
10 WANJIRU	2	1.8m	2:00.84	56.88s (1)	28.29s (1)
2 BUKTHSYSTEM	3	1.8m	2:00.84	57.23s (1)	28.77s (1)
4 IFYOUBELIEVE	4	3.3m	2:00.95	57.62s (0)	28.89s (0)
7 RANCHO MAN	5	4.4m	2:01.03	56.71s (1)	29.16s (2)
3 SHADYS DELIGHT	6	6.4m	2:01.19	57.53s (0)	28.81s (0)
6 BETTERTHANSPRAYING	7	7.7m	2:01.29	58.25s (0)	29.53s (0)
1 SOULWRITER	8	7.8m	2:01.29	57.33s (0)	28.60s (0)
8 BE ON THE SLY	9	16.1m	2:01.93	57.58s (0)	28.69s (0)
9 ACOLTNAMEDSU	10	16.8m	2:01.98	57.28s (1)	29.69s (2)

Finish Position and metres gained from 800m



Sectionals
Powered by



Home of Australian Harness Sectionals

Get your sectionals delivered to your inbox daily

Check out www.pjdata.com.au



The Racing Queensland Board (trading as Racing Queensland) and provider are not responsible for the completeness or accuracy of any of the information contained herein, and makes no representations about its suitability for any purpose.


Albion Park Race 8 Distance 1660m

Saturday, 11 July 2020

Gross Time: 1:59.60 MileRate: 1:55.90 LeadTime: 3.50s First Qtr: 28.70s Second Qtr: 31.40s Third Qtr: 28.80s Fourth Qtr: 27.20s

No Horse	Plc	Margin	Time	800Time (W)	400 Time (W)
1 RUBIES FOR TASH	1	0.0m	1:59.60	55.71s (0)	27.20s (0)
8 BARA JAYLA	2	4.9m	1:59.95	55.74s (0)	27.25s (0)
10 BILLBOARD BONNIE	3	10.7m	2:00.37	55.85s (0)	27.21s (0)
2 SPORTS STORY	4	10.7m	2:00.37	56.52s (1)	27.63s (1)
6 KOTARE ELITE	5	11.4m	2:00.42	56.79s (0)	27.97s (1)
3 HUGHIES SISTER	6	12.4m	2:00.49	56.04s (1)	26.94s (0)
9 MACH TORQUE	7	13.5m	2:00.57	56.41s (1)	27.37s (1)
7 CORSINI	8	15.8m	2:00.73	55.90s (2)	27.58s (2)
4 BEYOND A SHADOW	9	17.4m	2:00.85	56.01s (0)	26.92s (0)
5 A RAINBOW DIAMOND	10	18.9m	2:00.95	56.20s (1)	27.50s (2)

Finish Position and metres gained from 800m



Sectionals
Powered by



Home of Australian Harness Sectionals

Get your sectionals delivered to your inbox daily

Check out www.pjdata.com.au



The Racing Queensland Board (trading as Racing Queensland) and provider are not responsible for the completeness or accuracy of any of the information contained herein, and makes no representations about its suitability for any purpose.


Albion Park Race 9 Distance 1660m

Saturday, 11 July 2020

Gross Time: 1:58.40 MileRate: 1:54.80 LeadTime: 3.40s First Qtr: 28.00s Second Qtr: 31.10s Third Qtr: 29.00s Fourth Qtr: 26.90s

No Horse	Plc	Margin	Time	800Time (W)	400 Time (W)
4 UNCLE SHANK	1	0.0m	1:58.40	55.90s (0)	26.90s (0)
6 JASPER	2	12.6m	1:59.29	56.46s (1)	27.39s (1)
3 SHES MISS DEVINE	3	12.9m	1:59.31	56.49s (0)	27.44s (0)
8 WHATTA GOOD REASO	4	18.0m	1:59.68	56.00s (0)	27.13s (0)
9 THE GROGFATHER	5	19.8m	1:59.80	56.66s (1)	27.57s (1)
5 VANISH HANOVER	6	20.9m	1:59.88	56.41s (1)	27.35s (1)
7 TALENT TO SPARE	7	21.8m	1:59.95	55.71s (1)	26.87s (2)
10 DYNAMIC DAN	8	22.3m	1:59.98	55.92s (0)	27.16s (1)
11 FRONTLINER	9	24.1m	2:00.11	56.21s (1)	27.29s (2)
2 SUPERBON	10	26.4m	2:00.27	56.91s (0)	27.98s (0)

Finish Position and metres gained from 800m



Sectionals
Powered by



Home of Australian Harness Sectionals

Get your sectionals delivered to your inbox daily

Check out www.pjdata.com.au



The Racing Queensland Board (trading as Racing Queensland) and provider are not responsible for the completeness or accuracy of any of the information contained herein, and makes no representations about its suitability for any purpose.


Albion Park Race 10 Distance 2138m

Saturday, 11 July 2020

Gross Time: 2:42.80 MileRate: 2:02.50 LeadTime: 43.80s First Qtr: 31.20s Second Qtr: 30.20s Third Qtr: 29.40s Fourth Qtr: 28.20s

No Horse	Plc	Margin	Time	800Time (W)	400 Time (W)
3 IM THE COMMANDO	1	0.0m	2:42.80	57.60s (0)	28.20s (0)
2 LAVROS TEXAS	2	0.4m	2:42.83	57.26s (0)	27.81s (0)
7 MELPARK MAGIC	3	6.4m	2:43.27	57.34s (0)	27.86s (0)
11 GARLAND GREENE	4	9.2m	2:43.48	57.04s (2)	28.47s (2)
6 MIRACLE RISING	5	12.2m	2:43.70	58.26s (1)	28.82s (1)
10 GEE UP NEDDY	6	13.8m	2:43.82	57.24s (0)	27.81s (0)
5 IVANOV	7	14.3m	2:43.86	58.11s (1)	28.64s (1)
4 SENITAS SUCCESS	8	15.6m	2:43.96	57.90s (1)	28.44s (1)
9 JUSTABITNOISY	9	16.0m	2:43.99	57.56s (1)	28.24s (2)
12 NORTHERN MUSCLE	10	16.9m	2:44.05	57.35s (3)	28.61s (2)
1 HAVANA MAGIC	11	17.3m	2:44.08	57.82s (0)	28.21s (1)

Finish Position and metres gained from 800m



Sectionals
Powered by



Home of Australian Harness Sectionals

Get your sectionals delivered to your inbox daily

Check out www.pjdata.com.au

