

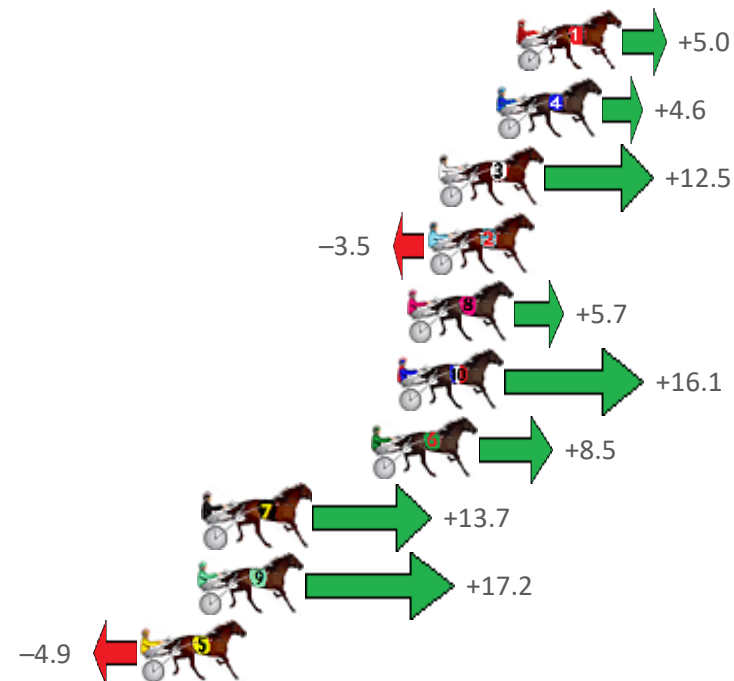
Albion Park Race 1 Distance 1660m

Saturday, 29 August 2020

Gross Time: 1:56.90 MileRate: 1:53.30 LeadTime: 3.50s First Qtr: 27.50s Second Qtr: 30.60s Third Qtr: 27.80s Fourth Qtr: 27.50s

NoHorse	Plc	Margin	Time	800Time (W)	400 Time (W)
1 RUBIES FOR TASH	1	0.0m	1:56.90	54.96s (0)	27.19s (0)
4 SHANWAY	2	0.8m	1:56.96	54.98s (1)	27.24s (1)
3 MONTANA CHIEF	3	3.1m	1:57.12	54.44s (1)	26.74s (1)
2 ROCKN BRUSHGROVE	4	3.5m	1:57.15	55.54s (0)	27.74s (0)
8 SQUIRE	5	4.3m	1:57.21	54.91s (0)	27.18s (0)
10 STOMPPEM	6	4.7m	1:57.24	54.19s (1)	26.47s (1)
6 SPRING CAMPAIGN	7	5.7m	1:57.31	54.72s (0)	26.93s (0)
7 KURAHAUPO GAMBLER	8	12.3m	1:57.79	54.36s (1)	26.63s (1)
9 KILLARA KAOS	9	12.6m	1:57.81	54.12s (0)	26.98s (0)
5 COLONEL JOY	10	14.9m	1:57.98	55.64s (1)	27.83s (1)

Finish Position and metres gained from 800m



Sectionals
Powered by



Home of Australian Harness Sectionals

Get your sectionals delivered to your inbox daily

Check out www.pjdata.com.au



The Racing Queensland Board (trading as Racing Queensland) and provider are not responsible for the completeness or accuracy of any of the information contained herein, and makes no representations about its suitability for any purpose.


Albion Park Race 2 Distance 1660m

Saturday, 29 August 2020

Gross Time: 1:59.20 MileRate: 1:55.50 LeadTime: 3.50s First Qtr: 28.30s Second Qtr: 31.30s Third Qtr: 28.80s Fourth Qtr: 27.30s

NoHorse	Plc	Margin	Time	800Time (W)	400 Time (W)
2 LOVE MY SISTER	1	0.0m	1:59.20	56.10s (0)	27.30s (0)
1 MUCH BETTOR	2	0.2m	1:59.21	55.81s (0)	27.01s (0)
8 UNCLE JORD	3	0.5m	1:59.24	55.52s (0)	26.75s (0)
5 JONAH JONES	4	2.3m	1:59.37	55.90s (1)	27.21s (1)
3 TACT BESS	5	3.5m	1:59.45	55.60s (1)	26.97s (1)
9 OUR LITTLE DIGGER	6	5.3m	1:59.58	55.56s (0)	26.79s (0)
6 HURRICANE ROY	7	6.2m	1:59.65	55.33s (0)	26.54s (0)
7 KETUT	8	7.6m	1:59.75	55.14s (0)	26.35s (0)
4 DAPPER	9	8.5m	1:59.81	55.28s (1)	26.63s (1)
10 KEY LARGO	10	9.3m	1:59.87	55.67s (1)	27.05s (1)

Finish Position and metres gained from 800m



Sectionals
Powered by



Home of Australian Harness Sectionals

Get your sectionals delivered to your inbox daily

Check out www.pjdata.com.au



The Racing Queensland Board (trading as Racing Queensland) and provider are not responsible for the completeness or accuracy of any of the information contained herein, and makes no representations about its suitability for any purpose.

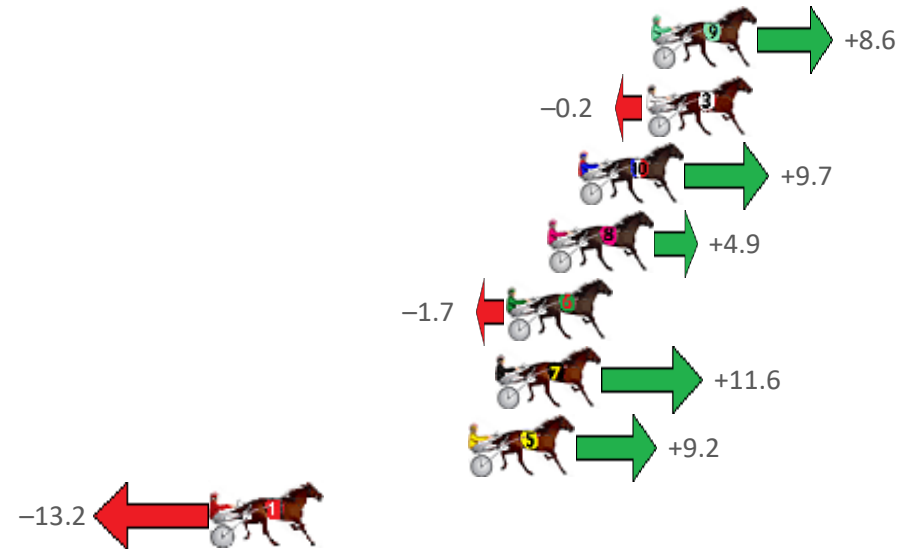
Albion Park Race 3 Distance 2138m

Saturday, 29 August 2020

Gross Time: 2:31.80 MileRate: 1:54.30 LeadTime: 36.10s First Qtr: 29.20s Second Qtr: 29.80s Third Qtr: 27.90s Fourth Qtr: 28.80s

NoHorse	Plc	Margin	Time	800Time (W)	400 Time (W)
9 SMOOTH SAILOR	1	0.0m	2:31.80	56.09s (1)	28.17s (1)
3 SMITHSTARS LEXUS	2	0.2m	2:31.82	56.71s (0)	28.81s (0)
10 COMMODORE JUJON	3	2.9m	2:32.02	56.02s (2)	28.49s (2)
8 HEART OF COOPER	4	4.1m	2:32.11	56.35s (0)	28.22s (0)
6 PINUP BOY	5	5.7m	2:32.23	56.82s (1)	28.91s (1)
7 TACTICAL RESPONSE	6	6.2m	2:32.27	55.88s (2)	28.40s (2)
5 HANDSOME HERO	7	7.2m	2:32.34	56.05s (1)	28.37s (1)
1 GOTTA MOMENT	8	17.4m	2:33.12	57.63s (0)	29.50s (0)

Finish Position and metres gained from 800m



Sectionals
Powered by



Home of Australian Harness Sectionals

Get your sectionals delivered to your inbox daily

Check out www.pjdata.com.au



The Racing Queensland Board (trading as Racing Queensland) and provider are not responsible for the completeness or accuracy of any of the information contained herein, and makes no representations about its suitability for any purpose.

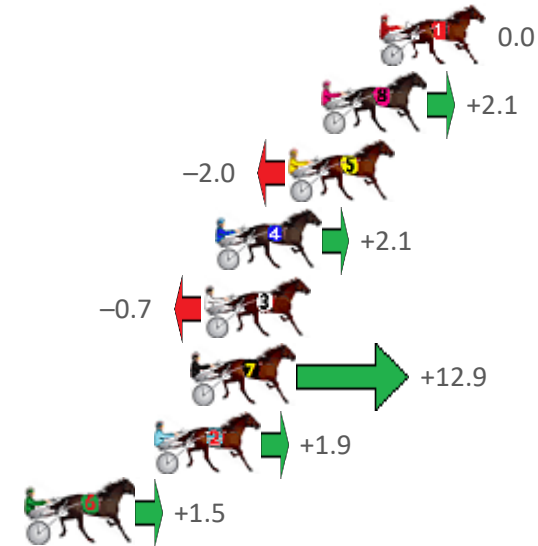
Albion Park Race 4 Distance 1660m

Saturday, 29 August 2020

Gross Time: 1:58.50 MileRate: 1:54.90 LeadTime: 3.40s First Qtr: 29.00s Second Qtr: 31.40s Third Qtr: 28.60s Fourth Qtr: 26.10s

NoHorse	Plc	Margin	Time	800Time (W)	400 Time (W)
1 NORTHVIEW HUSTLER	1	0.0m	1:58.50	54.70s (0)	26.10s (0)
8 KID MONTANA	2	2.3m	1:58.66	54.56s (0)	25.92s (0)
5 ASHLEY LOCAZ	3	3.6m	1:58.75	54.84s (1)	26.27s (1)
4 SECRETAGENT TYCOON	4	6.5m	1:58.95	54.56s (0)	25.86s (0)
3 FAME ASSURED	5	6.9m	1:58.98	54.75s (1)	26.13s (1)
7 BRIGHT ENERGY	6	7.5m	1:59.02	53.82s (1)	25.25s (1)
2 SCOOB OPERATOR	7	8.9m	1:59.11	54.57s (1)	25.94s (1)
6 OUR UNCLE SAM	8	13.9m	1:59.46	54.60s (1)	25.98s (1)

Finish Position and metres gained from 800m



Sectionals
Powered by



Home of Australian Harness Sectionals

Get your sectionals delivered to your inbox daily

Check out www.pjdata.com.au



The Racing Queensland Board (trading as Racing Queensland) and provider are not responsible for the completeness or accuracy of any of the information contained herein, and makes no representations about its suitability for any purpose.

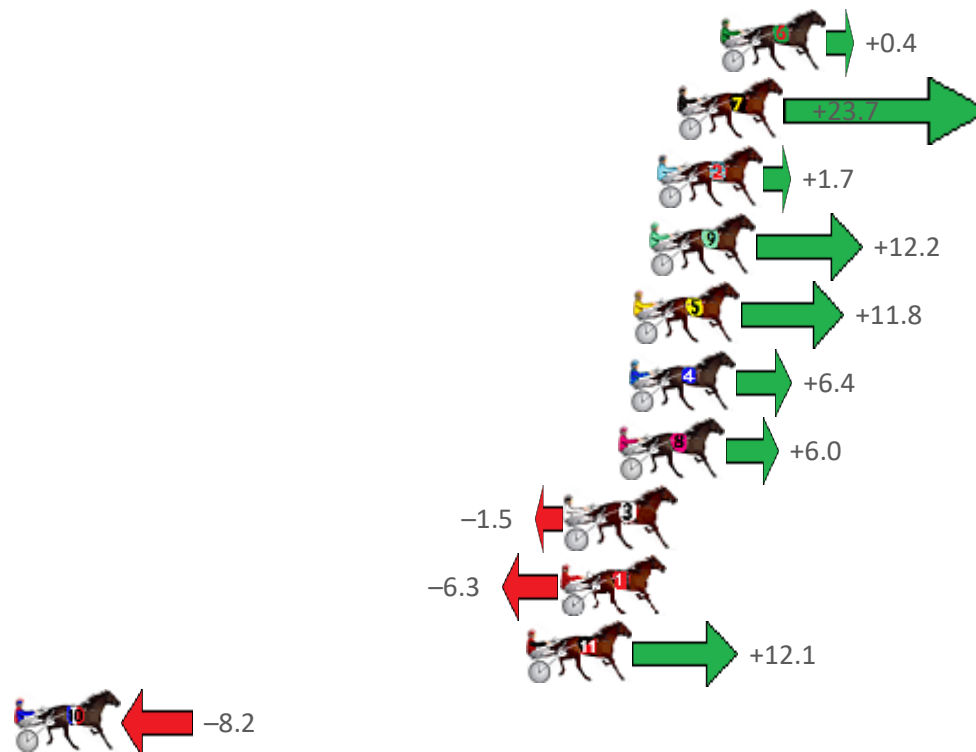
Albion Park Race 5 Distance 2138m

Saturday, 29 August 2020

Gross Time: 2:36.00 MileRate: 1:57.40 LeadTime: 38.60s First Qtr: 30.20s Second Qtr: 29.80s Third Qtr: 28.00s Fourth Qtr: 29.40s

NoHorse	Plc	Margin	Time	800Time (W)	400 Time (W)
6 COOLIE KID	1	0.0m	2:36.00	57.37s (1)	29.40s (1)
7 ALI DOWNUNDER	2	1.7m	2:36.13	55.71s (1)	27.70s (1)
2 PACIFIC COIN	3	2.5m	2:36.19	57.28s (0)	29.28s (0)
9 LA SAFRON	4	2.8m	2:36.22	56.53s (0)	28.58s (1)
5 ROCKNTINGIRA	5	3.4m	2:36.26	56.56s (1)	28.54s (2)
4 ARTISTIC SAINT	6	3.6m	2:36.28	56.94s (1)	28.89s (2)
8 TOO GOOD FOR YOU	7	4.0m	2:36.31	56.97s (0)	28.95s (0)
3 JILLIBY GIZMO	8	6.1m	2:36.47	57.51s (1)	29.44s (1)
1 LIBERAL ARDEN	9	6.3m	2:36.49	57.85s (0)	29.86s (0)
11 CAMROLLER	10	7.7m	2:36.59	56.54s (0)	28.54s (0)
10 JEROSH	11	28.2m	2:38.17	57.99s (1)	30.00s (1)

Finish Position and metres gained from 800m



Sectionals
Powered by



Home of Australian Harness Sectionals

Get your sectionals delivered to your inbox daily

Check out www.pjdata.com.au



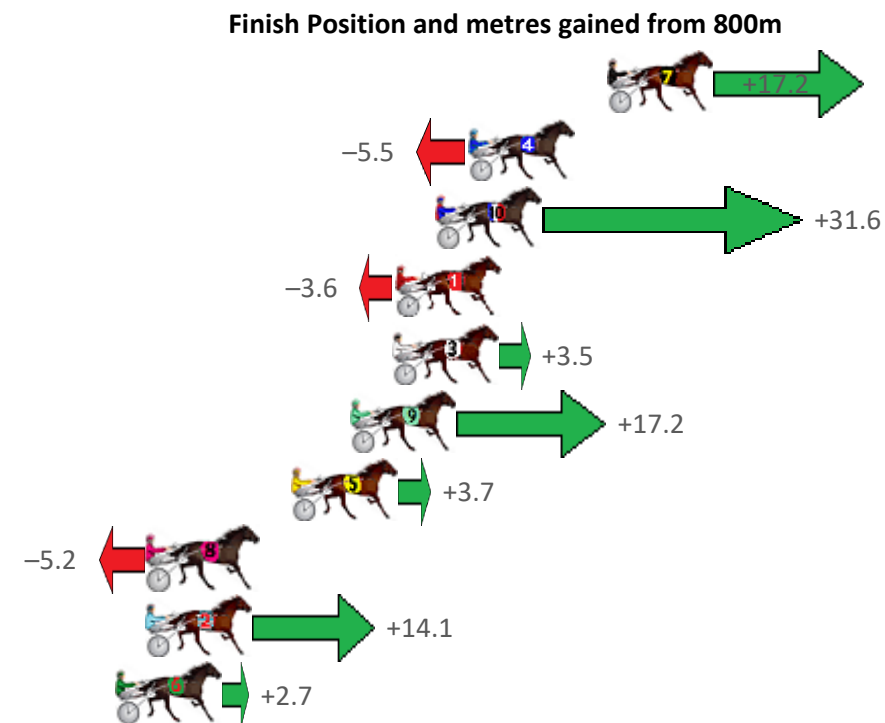
The Racing Queensland Board (trading as Racing Queensland) and provider are not responsible for the completeness or accuracy of any of the information contained herein, and makes no representations about its suitability for any purpose.

Albion Park Race 6 Distance 1660m

Saturday, 29 August 2020

Gross Time: 1:56.90 MileRate: 1:53.30 LeadTime: 3.60s First Qtr: 28.60s Second Qtr: 29.10s Third Qtr: 27.80s Fourth Qtr: 27.80s

NoHorse	Plc	Margin	Time	800Time (W)	400 Time (W)
7 AMAZING DREAM	1	0.0m	1:56.90	54.41s (1)	27.43s (1)
4 KOTARE ELITE	2	5.5m	1:57.30	55.98s (0)	28.18s (0)
10 SMART AS CAMM BE	3	6.8m	1:57.40	53.42s (1)	26.68s (3)
1 CHROMOZONE	4	8.4m	1:57.51	55.85s (0)	28.08s (0)
3 MOLLYS SECRET	5	8.5m	1:57.52	55.36s (0)	27.74s (0)
9 MADAMOISELLE JUJON	6	10.2m	1:57.65	54.41s (1)	27.05s (2)
5 DAPPER BESSIE	7	12.5m	1:57.81	55.34s (0)	27.71s (0)
8 MIZZADELE	8	18.2m	1:58.23	55.96s (1)	28.31s (1)
2 UTELLA	9	18.3m	1:58.24	54.63s (1)	27.18s (0)
6 CORSINI	10	19.5m	1:58.33	55.41s (1)	28.17s (2)



Sectionals
Powered by



Home of Australian Harness Sectionals

Get your sectionals delivered to your inbox daily

Check out www.pjdata.com.au



The Racing Queensland Board (trading as Racing Queensland) and provider are not responsible for the completeness or accuracy of any of the information contained herein, and makes no representations about its suitability for any purpose.

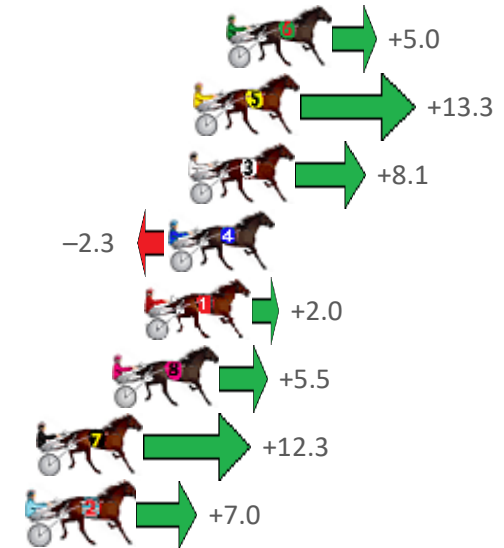
Albion Park Race 7 Distance 1660m

Saturday, 29 August 2020

Gross Time: 1:56.80 MileRate: 1:53.30 LeadTime: 3.50s First Qtr: 28.60s Second Qtr: 29.70s Third Qtr: 27.50s Fourth Qtr: 27.50s

NoHorse	Plc	Margin	Time	800Time (W)	400 Time (W)
6 MAYWYNS BEST	1	0.0m	1:56.80	54.66s (1)	27.50s (1)
5 LILAC FLASH	2	1.3m	1:56.89	54.09s (1)	26.82s (1)
3 MY MASTERCRAFTSMA	3	1.5m	1:56.91	54.45s (1)	27.27s (1)
4 CHANTREY	4	2.3m	1:56.97	55.16s (0)	27.58s (0)
1 MAJOR GENERALJUJON	5	3.2m	1:57.03	54.86s (0)	27.29s (0)
8 ALWAYS IN COMMAND	6	4.5m	1:57.13	54.62s (0)	27.06s (0)
7 SIR JULIAN	7	7.5m	1:57.34	54.16s (1)	26.96s (1)
2 CLARKEY	8	7.8m	1:57.36	54.52s (0)	26.99s (0)

Finish Position and metres gained from 800m



Sectionals
Powered by



Home of Australian Harness Sectionals

Get your sectionals delivered to your inbox daily

Check out www.pjdata.com.au



The Racing Queensland Board (trading as Racing Queensland) and provider are not responsible for the completeness or accuracy of any of the information contained herein, and makes no representations about its suitability for any purpose.

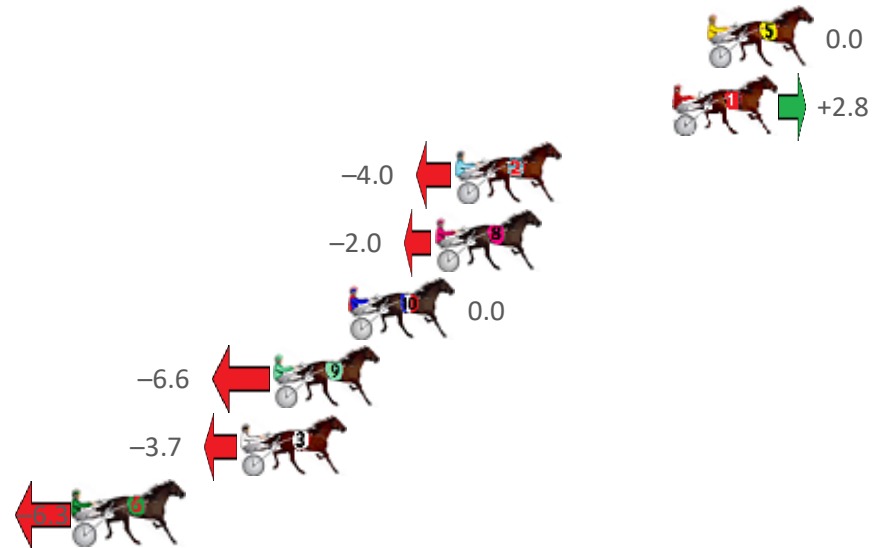
Albion Park Race 8 Distance 2138m

Saturday, 29 August 2020

Gross Time: 2:38.10 MileRate: 1:59.00 LeadTime: 39.30s First Qtr: 31.40s Second Qtr: 31.50s Third Qtr: 29.40s Fourth Qtr: 26.50s

NoHorse	Plc	Margin	Time	800Time (W)	400 Time (W)
5 GAME SET MAJOR	1	0.0m	2:38.10	55.90s (0)	26.50s (0)
1 IMASPORTSSTAR	2	1.4m	2:38.20	55.71s (0)	26.32s (0)
2 JUST JOSHIN	3	10.0m	2:38.80	56.18s (1)	26.88s (1)
8 WHOSTOLEMYPIGEON	4	10.8m	2:38.85	56.04s (0)	26.63s (0)
10 ONE OFF	5	14.2m	2:39.09	55.90s (0)	26.51s (0)
9 IFOUNDTHEBEACH	6	17.2m	2:39.30	56.36s (1)	27.17s (2)
3 VIENNA BOY	7	18.5m	2:39.39	56.16s (1)	26.92s (2)
6 OYSTER STRIDE	8	25.1m	2:39.85	56.34s (1)	27.01s (2)

Finish Position and metres gained from 800m



Sectionals
Powered by



Home of Australian Harness Sectionals

Get your sectionals delivered to your inbox daily

Check out www.pjdata.com.au



The Racing Queensland Board (trading as Racing Queensland) and provider are not responsible for the completeness or accuracy of any of the information contained herein, and makes no representations about its suitability for any purpose.

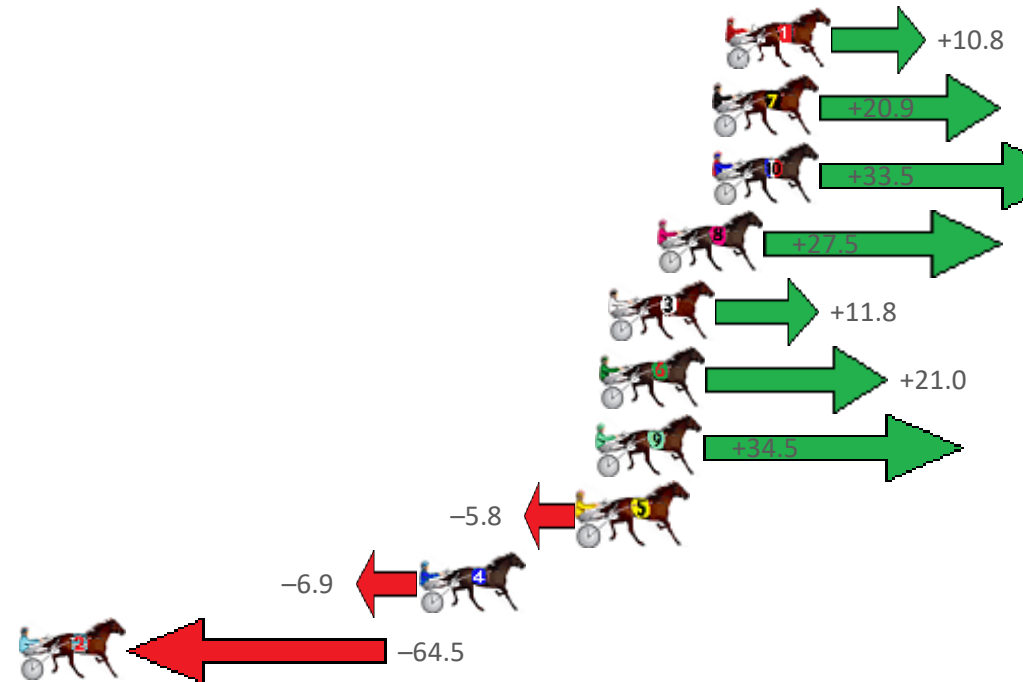
Albion Park Race 9 Distance 2647m

Saturday, 29 August 2020

Gross Time: 3:18.70 MileRate: 2:00.80 LeadTime: 79.20s First Qtr: 29.70s Second Qtr: 30.00s Third Qtr: 29.60s Fourth Qtr: 30.20s

NoHorse	Plc	Margin	Time	800Time (W)	400 Time (W)
1 GEE UP NEDDY	1	0.0m	3:18.70	59.00s (0)	29.84s (1)
7 LAVROS TEXAS	2	0.5m	3:18.74	58.25s (1)	29.52s (3)
10 OUR OVERANOVA	3	0.5m	3:18.74	57.31s (0)	29.55s (0)
8 WEE MAN TROUBLE	4	2.7m	3:18.91	57.76s (1)	29.47s (1)
3 JEDDY R YA READY	5	4.6m	3:19.06	58.92s (0)	29.91s (2)
6 SIR FAHRENHEIT	6	5.0m	3:19.10	58.24s (1)	29.60s (2)
9 GREG THE GREAT	7	5.1m	3:19.10	57.24s (1)	29.37s (3)
5 CASTLEREAGH	8	5.8m	3:19.16	60.23s (0)	30.64s (0)
4 JUSTABITNOISY	9	12.1m	3:19.66	60.31s (0)	30.73s (0)
2 HAVANA MAGIC	10	76.1m	3:24.72	64.59s (1)	31.86s (0)

Finish Position and metres gained from 800m



Sectionals
Powered by



Home of Australian Harness Sectionals

Get your sectionals delivered to your inbox daily

Check out www.pjdata.com.au



The Racing Queensland Board (trading as Racing Queensland) and provider are not responsible for the completeness or accuracy of any of the information contained herein, and makes no representations about its suitability for any purpose.

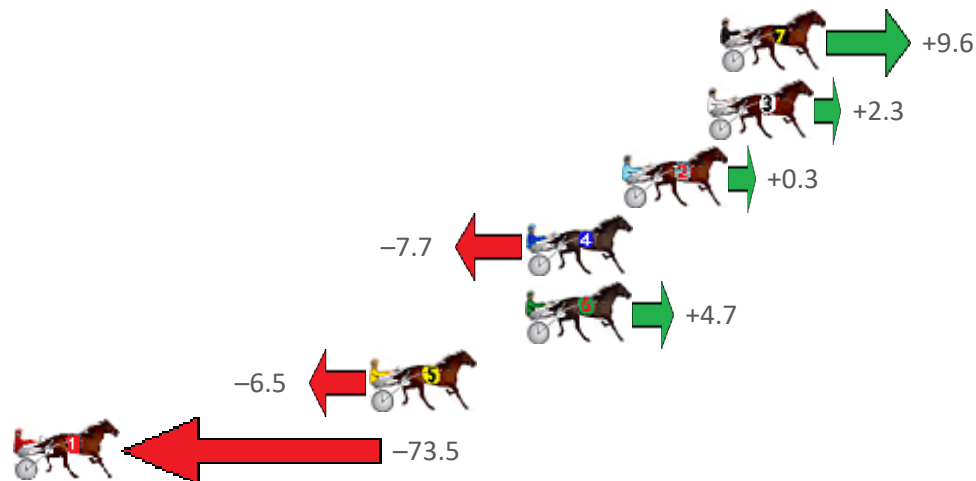
Albion Park Race 10 Distance 1660m

Saturday, 29 August 2020

Gross Time: 1:56.20 MileRate: 1:52.60 LeadTime: 3.60s First Qtr: 27.20s Second Qtr: 29.10s Third Qtr: 28.10s Fourth Qtr: 28.20s

NoHorse	Plc	Margin	Time	800Time (W)	400 Time (W)
7 SPARKLING COLLECT	1	0.0m	1:56.20	55.63s (0)	27.56s (0)
3 MARETTI	2	0.5m	1:56.24	56.14s (1)	28.11s (1)
2 TULHURST ACE	3	3.9m	1:56.49	56.28s (0)	28.15s (0)
4 CLASSIE AMERICAN	4	7.7m	1:56.77	56.84s (0)	28.74s (0)
6 MAFUTA VAUTIN	5	7.7m	1:56.77	55.97s (1)	27.93s (1)
5 ROCK WITH SAM	6	13.9m	1:57.23	56.75s (1)	28.74s (1)
1 EH EF EL	7	163.5m	2:08.32	61.44s (0)	31.25s (0)

Finish Position and metres gained from 800m



Sectionals
Powered by



Home of Australian Harness Sectionals

Get your sectionals delivered to your inbox daily

Check out www.pjdata.com.au



The Racing Queensland Board (trading as Racing Queensland) and provider are not responsible for the completeness or accuracy of any of the information contained herein, and makes no representations about its suitability for any purpose.