

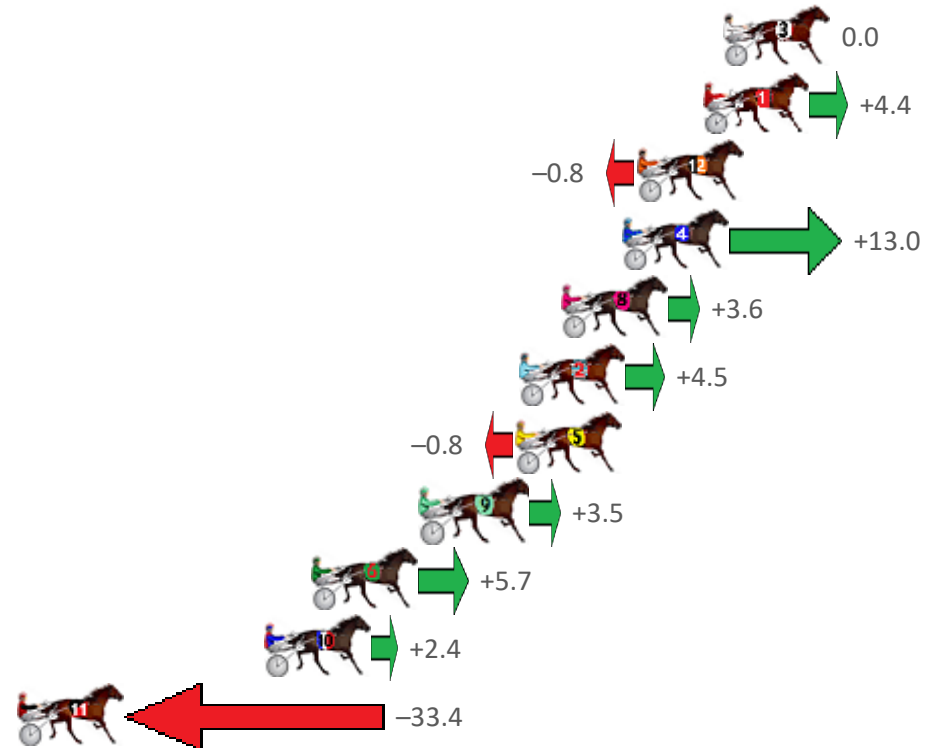
Albion Park Race 1 Distance 2138m

Saturday, 3 October 2020

Gross Time: 2:35.50 MileRate: 1:57.10 LeadTime: 37.90s First Qtr: 30.30s Second Qtr: 31.00s Third Qtr: 28.00s Fourth Qtr: 28.30s

NoHorse	Plc	Margin	Time	800Time (W)	400 Time (W)
3 DAPPER	1	0.0m	2:35.50	56.30s (0)	28.30s (0)
1 BUMPER	2	0.8m	2:35.56	55.99s (0)	27.98s (0)
12 SOMWHEREOVARAINB	3	3.4m	2:35.75	56.36s (1)	28.37s (1)
4 SAM IS PERFECTION	4	4.0m	2:35.80	55.39s (1)	27.43s (1)
8 COURAGEOUS SAINT	5	6.4m	2:35.98	56.05s (0)	28.02s (0)
2 ARTHUR LOWE	6	8.1m	2:36.10	55.99s (1)	28.03s (1)
5 OUTLAW FELLA	7	8.2m	2:36.11	56.36s (1)	28.36s (1)
9 HEZA BROMAC	8	11.9m	2:36.38	56.06s (0)	28.07s (0)
6 RUN BOY RUN	9	16.3m	2:36.71	55.90s (1)	27.97s (1)
10 KURAHAUPO GAMBLER	10	18.2m	2:36.85	56.13s (0)	28.15s (0)
11 TACTICAL RESPONSE	11	93.4m	2:42.44	58.64s (0)	28.89s (0)

Finish Position and metres gained from 800m



Sectionals
Powered by



Home of Australian Harness Sectionals

Get your sectionals delivered to your inbox daily

Check out www.pjdata.com.au



The Racing Queensland Board (trading as Racing Queensland) and provider are not responsible for the completeness or accuracy of any of the information contained herein, and makes no representations about its suitability for any purpose.

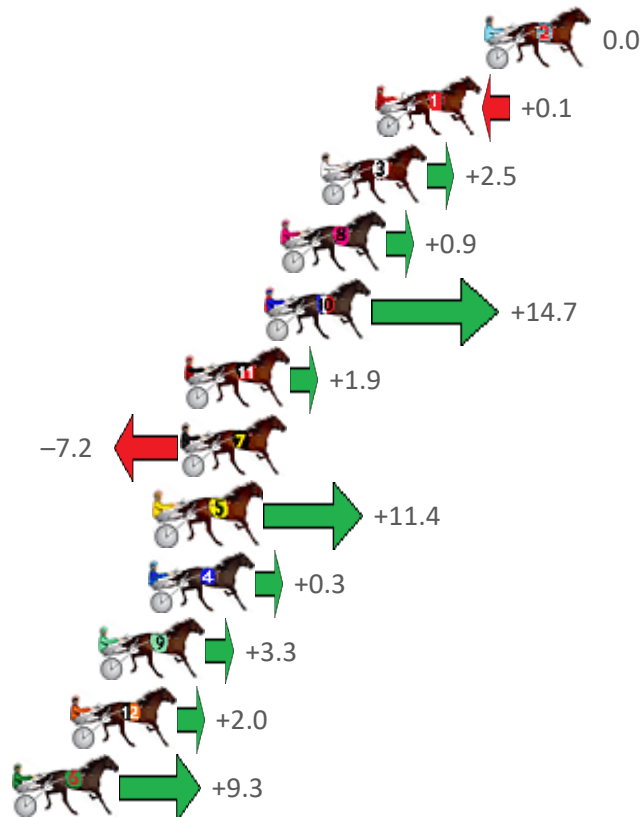
Albion Park Race 2 Distance 2138m

Saturday, 3 October 2020

Gross Time: 2:36.90 MileRate: 1:58.10 LeadTime: 38.30s First Qtr: 30.60s Second Qtr: 32.20s Third Qtr: 28.50s Fourth Qtr: 27.30s

NoHorse	Plc	Margin	Time	800Time (W)	400 Time (W)
2 ITZ MY GENERATION	1	0.0m	2:36.90	55.80s (0)	27.30s (0)
1 BRIDGET BLUE CHIP	2	4.3m	2:37.21	55.79s (0)	27.23s (0)
3 WITH THE BAND	3	6.5m	2:37.37	55.63s (1)	27.14s (1)
8 HUNZA VALLEY	4	8.1m	2:37.48	55.74s (0)	27.18s (0)
10 LENNY THE LEGEND	5	8.7m	2:37.53	54.78s (2)	26.98s (2)
11 CLASSIE AMERICAN	6	11.9m	2:37.76	55.67s (0)	27.09s (0)
7 IMASPORTSSTAR	7	12.0m	2:37.76	56.30s (1)	27.84s (1)
5 HANDSOME HERO	8	13.0m	2:37.83	55.01s (1)	26.87s (1)
4 JOHNNY WHITE	9	13.3m	2:37.86	55.78s (1)	27.24s (1)
9 JERADAS DELIGHT	10	15.3m	2:38.00	55.57s (2)	27.81s (2)
12 WINKANDITSOVER	11	16.4m	2:38.08	55.66s (0)	27.01s (0)
6 LITTLE CHANGE	12	18.7m	2:38.24	55.15s (2)	27.33s (2)

Finish Position and metres gained from 800m



Sectionals
Powered by



Home of Australian Harness Sectionals

Get your sectionals delivered to your inbox daily

Check out www.pjdata.com.au



The Racing Queensland Board (trading as Racing Queensland) and provider are not responsible for the completeness or accuracy of any of the information contained herein, and makes no representations about its suitability for any purpose.

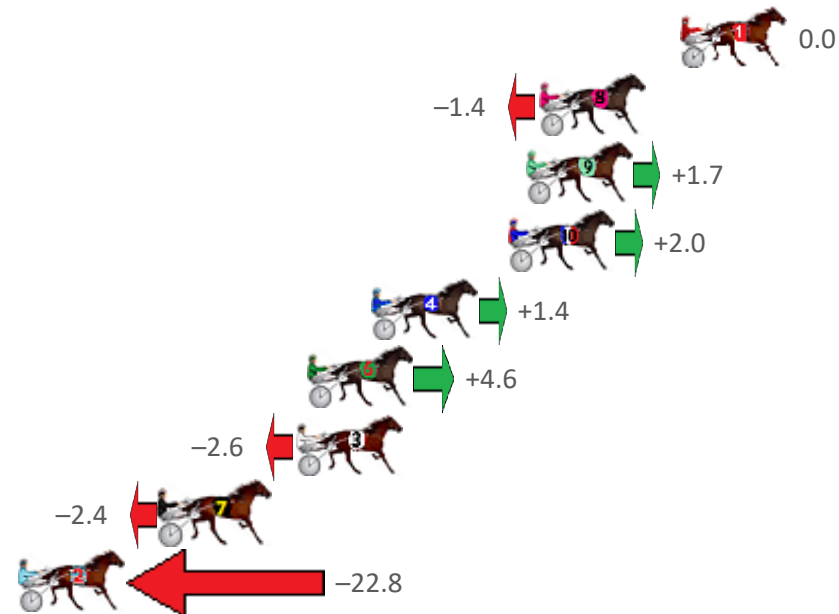
Albion Park Race 3 Distance 1660m

Saturday, 3 October 2020

Gross Time: 1:57.30 MileRate: 1:53.70 LeadTime: 3.50s First Qtr: 28.20s Second Qtr: 30.40s Third Qtr: 27.80s Fourth Qtr: 27.40s

NoHorse	Plc	Margin	Time	800Time (W)	400 Time (W)
1 UNCLE JORD	1	0.0m	1:57.30	55.20s (0)	27.40s (0)
8 SIR JULIAN	2	5.6m	1:57.70	55.30s (0)	27.50s (0)
9 SECRETAGENT TYCOON	3	6.1m	1:57.74	55.08s (1)	27.26s (2)
10 DOUBLEDLIGHTBRIGA	4	6.8m	1:57.79	55.06s (0)	27.29s (0)
4 JUMPING JOLT	5	12.2m	1:58.18	55.10s (0)	27.36s (0)
6 RUBIES FOR TASH	6	14.8m	1:58.37	54.88s (0)	27.22s (0)
3 HOLY CAMP CLIVE	7	15.2m	1:58.40	55.38s (1)	27.56s (1)
7 DREAM TO SHARE	8	20.6m	1:58.79	55.36s (1)	27.62s (1)
2 BEE GEES BANDIT	9	26.2m	1:59.19	56.76s (1)	28.88s (1)

Finish Position and metres gained from 800m



Sectionals
Powered by



Home of Australian Harness Sectionals

Get your sectionals delivered to your inbox daily

Check out www.pjdata.com.au

The Racing Queensland Board (trading as Racing Queensland) and provider are not responsible for the completeness or accuracy of any of the information contained herein, and makes no representations about its suitability for any purpose.

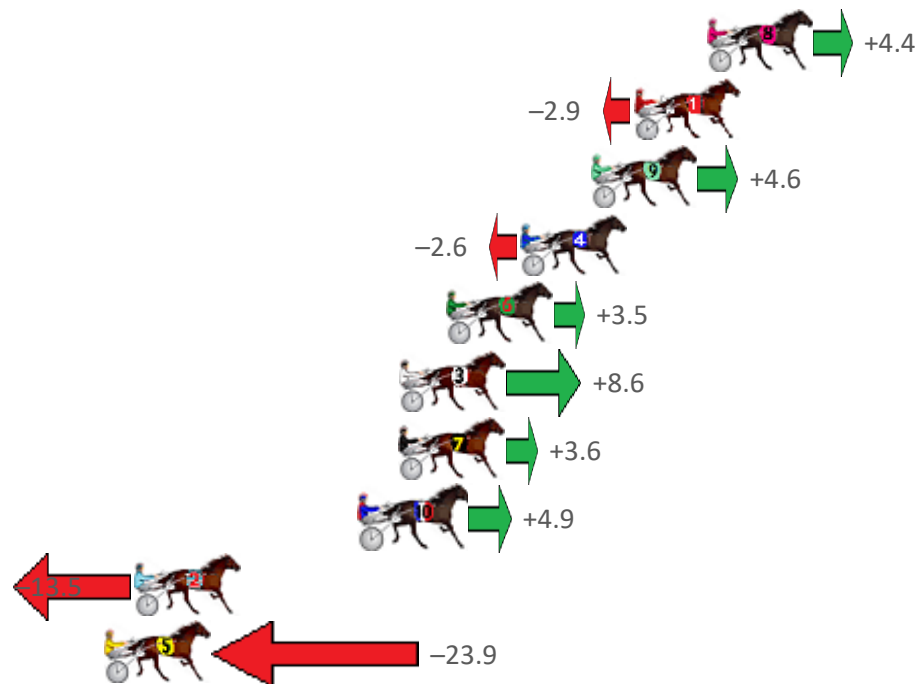
Albion Park Race 4 Distance 1660m

Saturday, 3 October 2020

Gross Time: 1:59.90 MileRate: 1:56.20 LeadTime: 3.50s First Qtr: 27.60s Second Qtr: 31.20s Third Qtr: 29.30s Fourth Qtr: 28.30s

NoHorse	Plc	Margin	Time	800Time (W)	400 Time (W)
8 CAUTIVAR	1	0.0m	1:59.90	57.28s (0)	28.00s (0)
1 COMMODORE JUJON	2	2.9m	2:00.12	57.81s (0)	28.50s (0)
9 BLUE MOON RISING	3	4.6m	2:00.24	57.27s (0)	28.03s (0)
4 PINUP BOY	4	7.4m	2:00.45	57.79s (1)	28.50s (2)
6 HAVING THE FAITH	5	10.3m	2:00.67	57.35s (1)	28.36s (2)
3 SMITHSTARS LEXUS	6	12.2m	2:00.81	56.98s (0)	28.13s (1)
7 B MAC C	6	12.2m	2:00.81	57.34s (0)	28.27s (0)
10 TYPHOON STRIDE	8	13.7m	2:00.92	57.25s (1)	28.29s (2)
2 PACIFIC COIN	9	22.7m	2:01.59	58.57s (1)	29.25s (1)
5 GOTTA MOMENT	10	23.9m	2:01.68	59.31s (1)	29.90s (1)

Finish Position and metres gained from 800m



Sectionals
Powered by



Home of Australian Harness Sectionals

Get your sectionals delivered to your inbox daily

Check out www.pjdata.com.au



The Racing Queensland Board (trading as Racing Queensland) and provider are not responsible for the completeness or accuracy of any of the information contained herein, and makes no representations about its suitability for any purpose.

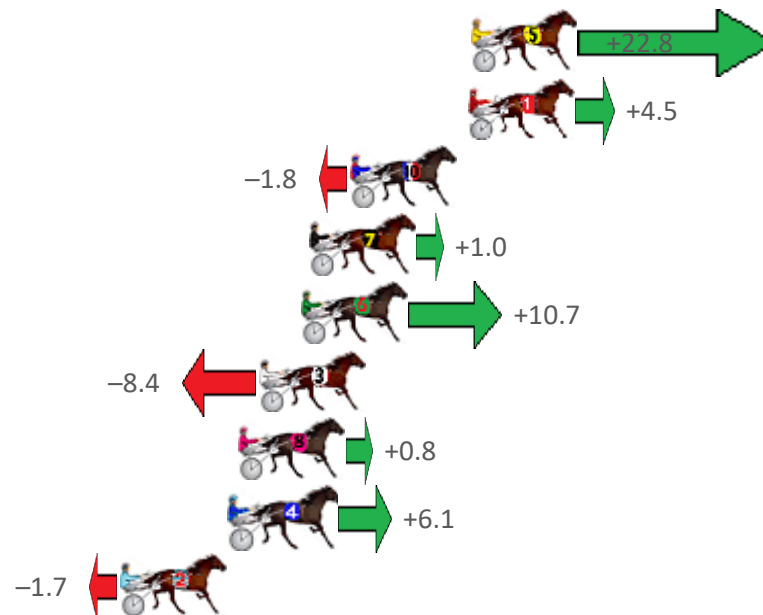
Albion Park Race 5 Distance 1660m

Saturday, 3 October 2020

Gross Time: 1:59.30 MileRate: 1:55.70 LeadTime: 3.30s First Qtr: 27.80s Second Qtr: 30.30s Third Qtr: 28.10s Fourth Qtr: 29.80s

NoHorse	Plc	Margin	Time	800Time (W)	400 Time (W)
5 OYSTER STRIDE	1	0.0m	1:59.30	56.26s (1)	28.01s (1)
1 ROGER THAT	2	0.1m	1:59.31	57.58s (0)	29.45s (0)
10 OUR UNCLE JIM	3	4.8m	1:59.67	58.03s (1)	29.99s (1)
7 RECIPE FOR DREAMING	4	6.4m	1:59.80	57.83s (1)	29.73s (1)
6 EARL JUJON	5	6.7m	1:59.82	57.13s (1)	28.92s (1)
3 COULDNTBETOLD	6	8.4m	1:59.96	58.50s (0)	30.42s (0)
8 OUR UNCLE ALAN	7	9.2m	2:00.02	57.84s (0)	29.73s (0)
4 MY SECRET BEACH	8	9.5m	2:00.04	57.46s (0)	29.19s (0)
2 BUKTHSYSTEM	9	13.9m	2:00.39	58.02s (1)	29.79s (1)

Finish Position and metres gained from 800m



Sectionals
Powered by



Home of Australian Harness Sectionals

Get your sectionals delivered to your inbox daily

Check out www.pjdata.com.au



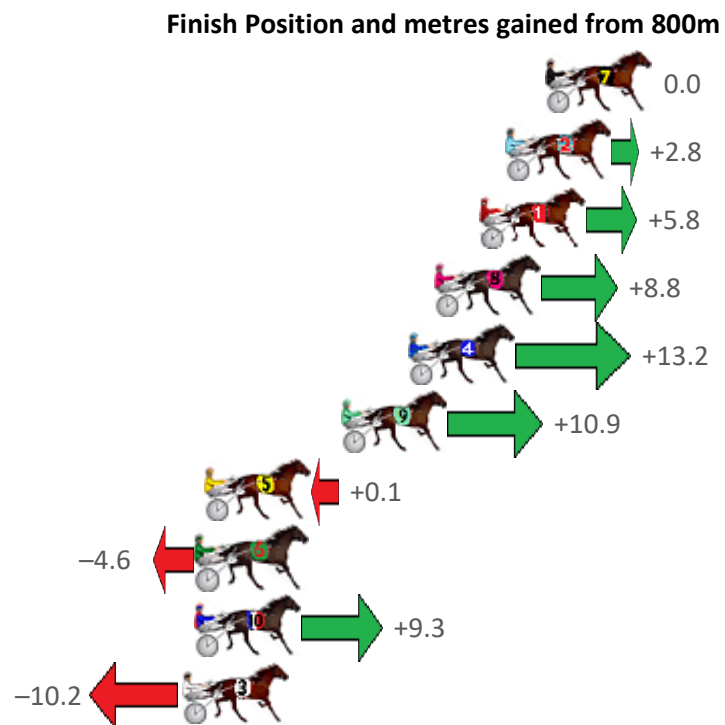
The Racing Queensland Board (trading as Racing Queensland) and provider are not responsible for the completeness or accuracy of any of the information contained herein, and makes no representations about its suitability for any purpose.

Albion Park Race 6 Distance 1660m

Saturday, 3 October 2020

Gross Time: 1:58.00 MileRate: 1:54.40 LeadTime: 3.50s First Qtr: 27.00s Second Qtr: 30.20s Third Qtr: 28.10s Fourth Qtr: 29.20s

NoHorse	Plc	Margin	Time	800Time (W)	400 Time (W)
7 STREET APPEAL	1	0.0m	1:58.00	57.30s (0)	29.20s (0)
2 NURBURGRING	2	1.6m	1:58.12	57.10s (1)	28.92s (1)
1 THEARTOFINFUSION	3	2.6m	1:58.20	56.89s (0)	28.65s (0)
8 MACH LE MORE	4	4.4m	1:58.34	56.67s (0)	28.43s (0)
4 LIFES A JUNGLE	5	5.4m	1:58.41	56.36s (0)	28.11s (0)
9 IDEAL WORLD	6	8.1m	1:58.62	56.52s (1)	28.32s (2)
5 THE FORTUNATE SON	7	13.5m	1:59.03	57.29s (1)	29.02s (2)
6 MAJOR MUCHA	8	13.8m	1:59.06	57.63s (1)	29.27s (1)
10 RIVERLEIGH ROCKET	9	13.9m	1:59.06	56.64s (1)	28.42s (2)
3 ROCKNROLL DUDE	10	14.4m	1:59.10	58.03s (0)	29.85s (0)



Sectionals
Powered by



Home of Australian Harness Sectionals

Get your sectionals delivered to your inbox daily

Check out www.pjdata.com.au



The Racing Queensland Board (trading as Racing Queensland) and provider are not responsible for the completeness or accuracy of any of the information contained herein, and makes no representations about its suitability for any purpose.

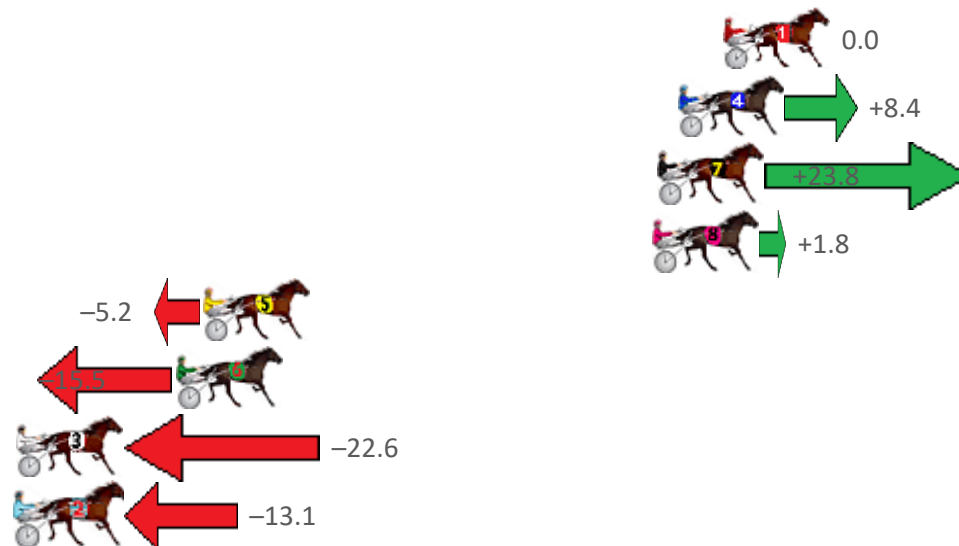
Albion Park Race 7 Distance 2138m

Saturday, 3 October 2020

Gross Time: 2:34.70 MileRate: 1:56.50 LeadTime: 38.10s First Qtr: 29.80s Second Qtr: 29.20s Third Qtr: 28.40s Fourth Qtr: 29.20s

NoHorse	Plc	Margin	Time	800Time (W)	400 Time (W)
1 LORIMER LADY	1	0.0m	2:34.70	57.60s (0)	29.20s (0)
4 ITS ALLABOUT ALICE	2	1.8m	2:34.84	57.00s (0)	28.63s (0)
7 MADAMOISELLE JUJON	3	2.6m	2:34.90	55.90s (1)	28.24s (0)
8 MIZZZ ADELE	4	2.8m	2:34.91	57.47s (0)	29.05s (0)
5 KOTARE ELITE	5	20.6m	2:36.28	57.97s (1)	29.26s (1)
6 MACH TORQUE	6	21.7m	2:36.36	58.71s (1)	30.03s (1)
3 AMAYA BECOMES	7	33.6m	2:37.27	59.22s (1)	30.55s (1)
2 BILLBOARD BONNIE	8	33.9m	2:37.30	58.54s (1)	29.95s (0)

Finish Position and metres gained from 800m



Sectionals
Powered by



Home of Australian Harness Sectionals

Get your sectionals delivered to your inbox daily

Check out www.pjdata.com.au



The Racing Queensland Board (trading as Racing Queensland) and provider are not responsible for the completeness or accuracy of any of the information contained herein, and makes no representations about its suitability for any purpose.

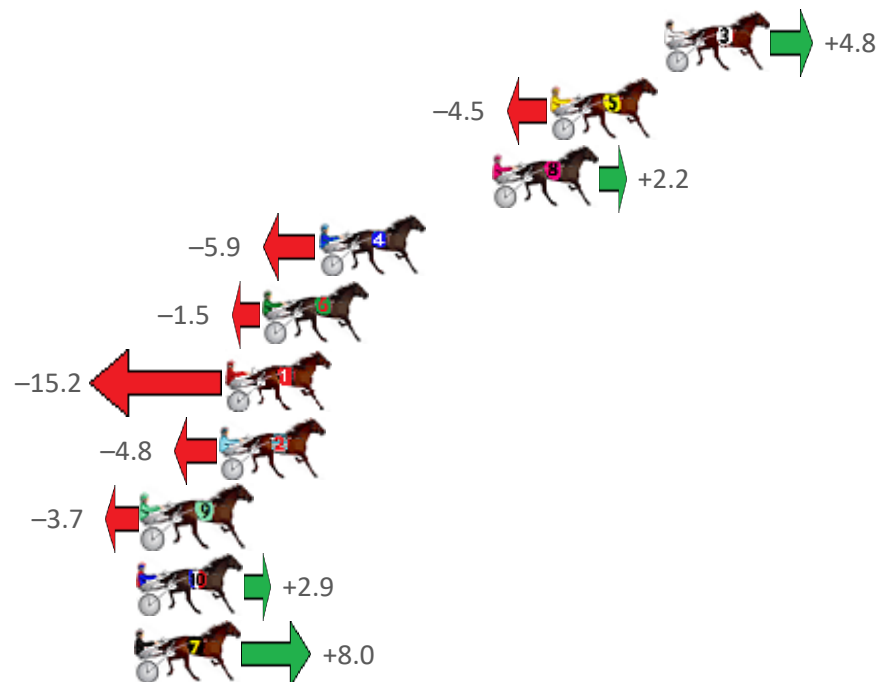
Albion Park Race 8 Distance 1660m

Saturday, 3 October 2020

Gross Time: 1:58.90 MileRate: 1:55.30 LeadTime: 3.50s First Qtr: 28.30s Second Qtr: 29.90s Third Qtr: 28.30s Fourth Qtr: 28.90s

NoHorse	Plc	Margin	Time	800Time (W)	400 Time (W)
3 CONVAIR HUSTLER	1	0.0m	1:58.90	56.86s (0)	28.51s (0)
5 MISTER HART	2	4.5m	1:59.24	57.52s (0)	29.22s (0)
8 RUNFORTHEROSES	3	6.8m	1:59.42	57.04s (0)	28.68s (0)
4 LA SAFRON	4	13.7m	1:59.94	57.62s (1)	29.24s (1)
6 TOO GOOD FOR YOU	5	15.9m	2:00.11	57.31s (0)	28.94s (0)
1 COOLIE KID	6	17.4m	2:00.22	58.28s (1)	29.89s (1)
2 CAMROLLER	7	17.6m	2:00.23	57.54s (1)	29.16s (1)
9 FOR THE CORZ	8	20.7m	2:00.47	57.46s (1)	29.35s (2)
10 VIEWBYTHEROCK	9	20.9m	2:00.49	56.99s (1)	28.84s (2)
7 IFOUNDTHEBEACH	10	21.0m	2:00.49	56.63s (1)	28.68s (1)

Finish Position and metres gained from 800m



Sectionals
Powered by



Home of Australian Harness Sectionals

Get your sectionals delivered to your inbox daily

Check out www.pjdata.com.au



The Racing Queensland Board (trading as Racing Queensland) and provider are not responsible for the completeness or accuracy of any of the information contained herein, and makes no representations about its suitability for any purpose.

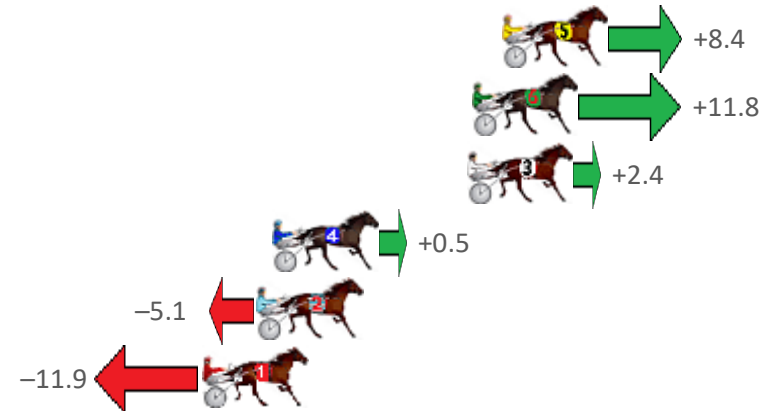
Albion Park Race 9 Distance 2138m

Saturday, 3 October 2020

Gross Time: 2:34.40 MileRate: 1:56.20 LeadTime: 38.40s First Qtr: 30.60s Second Qtr: 29.80s Third Qtr: 27.90s Fourth Qtr: 27.70s

NoHorse	Plc	Margin	Time	800Time (W)	400 Time (W)
5 ASHLEY LOCAZ	1	0.0m	2:34.40	55.02s (1)	27.37s (1)
6 COLT THIRTY ONE	2	1.2m	2:34.49	54.78s (1)	27.14s (1)
3 OUR UNCLE SAM	3	1.4m	2:34.50	55.43s (1)	27.80s (1)
4 ROCK WITH SAM	4	9.1m	2:35.06	55.57s (0)	27.64s (0)
2 MAYWYNS BEST	5	9.7m	2:35.11	55.95s (0)	28.04s (0)
1 WATCH PULP FICTION	6	11.9m	2:35.27	56.42s (0)	28.52s (0)

Finish Position and metres gained from 800m



Sectionals
Powered by



Home of Australian Harness Sectionals

Get your sectionals delivered to your inbox daily

Check out www.pjdata.com.au



The Racing Queensland Board (trading as Racing Queensland) and provider are not responsible for the completeness or accuracy of any of the information contained herein, and makes no representations about its suitability for any purpose.

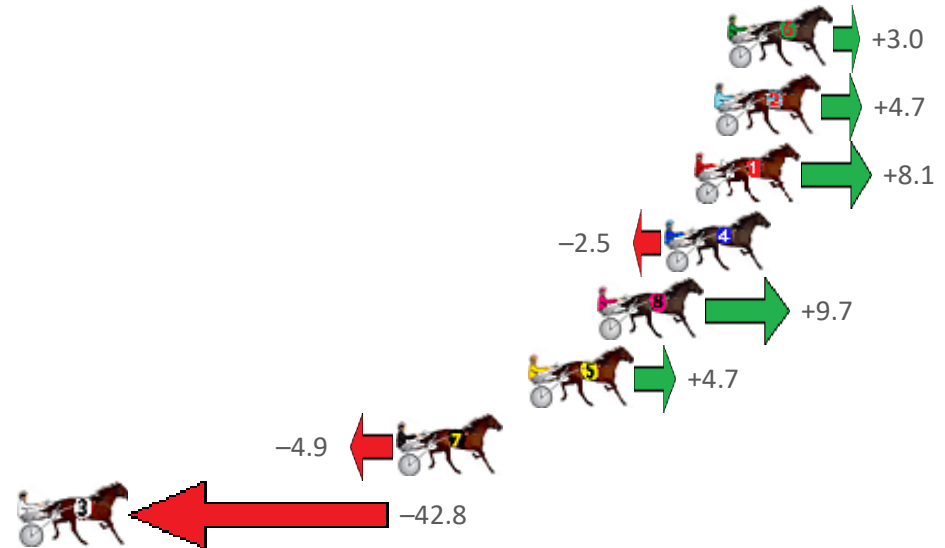
Albion Park Race 10 Distance 2647m

Saturday, 3 October 2020

Gross Time: 3:24.20 MileRate: 2:03.20 LeadTime: 82.60s First Qtr: 31.30s Second Qtr: 30.80s Third Qtr: 30.00s Fourth Qtr: 29.50s

NoHorse	Plc	Margin	Time	800Time (W)	400 Time (W)
6 NORTHERN MUSCLE	1	0.0m	3:24.20	59.28s (1)	29.37s (1)
2 SIR FAHRENHEIT	2	0.5m	3:24.24	59.15s (0)	29.16s (0)
1 JEDDY R YA READY	3	1.3m	3:24.30	58.90s (0)	28.89s (0)
4 MAJESTIC SIMON	4	2.5m	3:24.39	59.68s (0)	29.68s (0)
8 GEE UP NEDDY	5	5.1m	3:24.59	58.78s (0)	28.69s (0)
5 CASTLEREAGH	6	7.9m	3:24.81	59.15s (1)	29.18s (1)
7 GREG THE GREAT	7	13.1m	3:25.21	59.86s (1)	29.95s (1)
3 IL PIRATA	8	112.8m	3:32.92	62.67s (0)	31.17s (0)

Finish Position and metres gained from 800m



Sectionals
Powered by



Home of Australian Harness Sectionals

Get your sectionals delivered to your inbox daily

Check out www.pjdata.com.au



The Racing Queensland Board (trading as Racing Queensland) and provider are not responsible for the completeness or accuracy of any of the information contained herein, and makes no representations about its suitability for any purpose.