

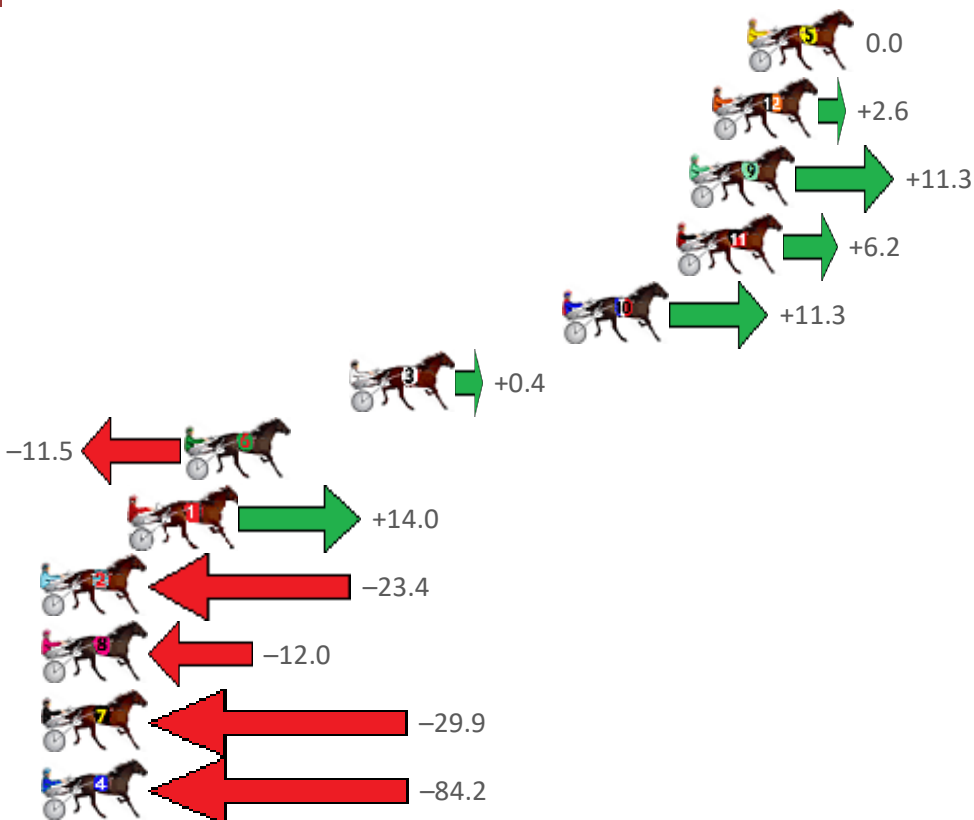
Albion Park Race 1 Distance 2138m

Tuesday, 13 October 2020

Gross Time: 2:45.70 MileRate: 2:04.80 LeadTime: 44.40s First Qtr: 31.90s Second Qtr: 30.40s Third Qtr: 28.80s Fourth Qtr: 30.20s

NoHorse	Plc	Margin	Time	800Time (W)	400 Time (W)
5 JANSSON	1	0.0m	2:45.70	59.00s (0)	30.20s (0)
12 HAVANA MAGIC	2	1.4m	2:45.81	58.81s (1)	30.22s (1)
9 AVEROSS DON	3	2.3m	2:45.88	58.17s (1)	29.53s (1)
11 TORFINO MIST	4	2.8m	2:45.92	58.55s (1)	29.94s (1)
10 MELPARK MAGIC	5	7.3m	2:46.28	58.17s (1)	29.53s (1)
3 DOWN UNDER RORS	6	15.8m	2:46.95	58.97s (0)	29.84s (0)
6 WHATABOYZ	7	22.3m	2:47.46	59.84s (0)	30.78s (0)
1 LADY HILLARY	8	24.4m	2:47.63	57.97s (0)	30.11s (1)
2 KAPAI	9	29.6m	2:48.04	60.72s (0)	31.78s (0)
8 CLOVER LOU	10	34.6m	2:48.44	59.88s (0)	30.61s (0)
7 ROSEHILL MAGIC	11	75.9m	2:51.70	61.19s (0)	31.17s (0)
4 CRAZY BEN	12	114.2m	2:54.73	65.18s (0)	35.98s (0)

Finish Position and metres gained from 800m



Sectionals
Powered by



Home of Australian Harness Sectionals

Get your sectionals delivered to your inbox daily

Check out www.pjdata.com.au



The Racing Queensland Board (trading as Racing Queensland) and provider are not responsible for the completeness or accuracy of any of the information contained herein, and makes no representations about its suitability for any purpose.

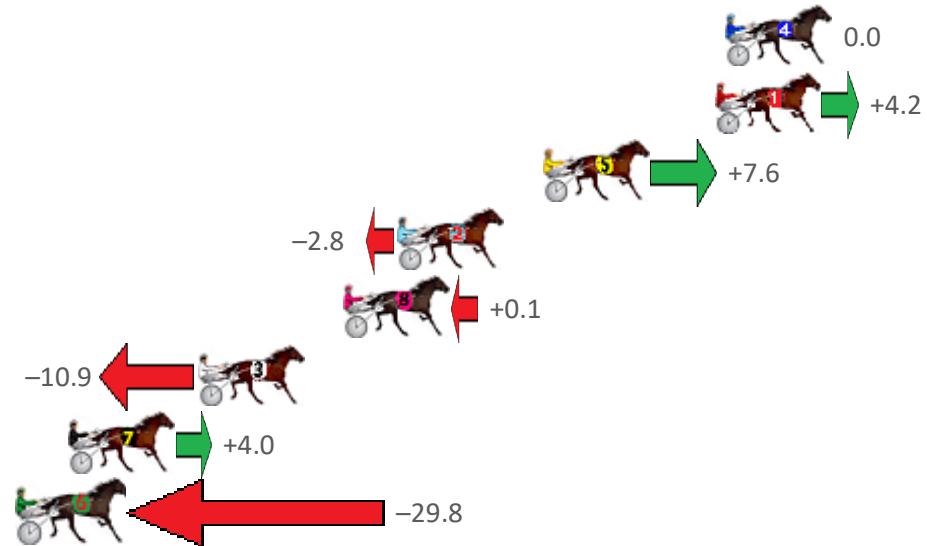
Albion Park Race 2 Distance 1660m

Tuesday, 13 October 2020

Gross Time: 2:02.00 MileRate: 1:58.30 LeadTime: 3.50s First Qtr: 28.60s Second Qtr: 31.90s Third Qtr: 28.60s Fourth Qtr: 29.40s

No	Horse	Plc	Margin	Time	800Time (W)	400 Time (W)
4	A RAINBOW DANCER	1	0.0m	2:02.00	58.00s (0)	29.40s (0)
1	HANOVER LECTER	2	0.4m	2:02.03	57.70s (0)	29.09s (0)
5	WOODLANDS ROSE	3	7.2m	2:02.56	57.45s (1)	28.57s (1)
2	BELLAVICTREE	4	13.0m	2:03.00	58.20s (1)	29.33s (1)
8	OCTOBER RACKETEER	5	15.1m	2:03.16	57.99s (0)	29.30s (0)
3	DATSINAHURRI	6	20.9m	2:03.61	58.79s (0)	30.08s (0)
7	OFFICE BAD BOY	7	26.0m	2:04.00	57.71s (0)	29.08s (1)
6	WHATA OPTIMIST	8	50.0m	2:05.85	60.15s (0)	30.98s (0)

Finish Position and metres gained from 800m



Sectionals
Powered by



Home of Australian Harness Sectionals

Get your sectionals delivered to your inbox daily

Check out www.pjdata.com.au



The Racing Queensland Board (trading as Racing Queensland) and provider are not responsible for the completeness or accuracy of any of the information contained herein, and makes no representations about its suitability for any purpose.

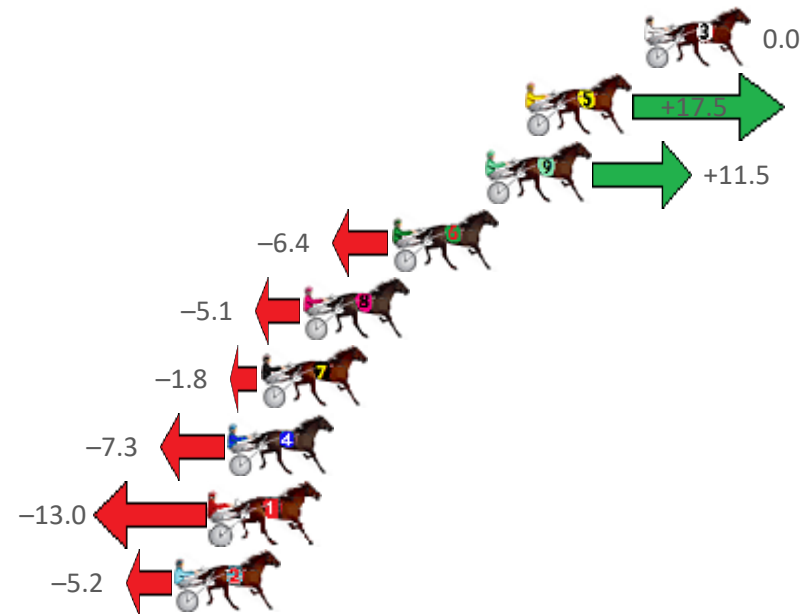
Albion Park Race 3 Distance 2138m

Tuesday, 13 October 2020

Gross Time: 2:39.70 MileRate: 2:00.20 LeadTime: 39.90s First Qtr: 31.30s Second Qtr: 31.30s Third Qtr: 28.30s Fourth Qtr: 28.90s

NoHorse	Plc	Margin	Time	800Time (W)	400 Time (W)
3 SUNNY RICE	1	0.0m	2:39.70	57.20s (0)	28.90s (0)
5 HIGH ON MONTANA	2	4.7m	2:40.06	55.96s (1)	28.61s (2)
9 IMA BEACH BABE	3	6.3m	2:40.18	56.38s (1)	29.17s (2)
6 LANCELOT BROMAC	4	10.0m	2:40.46	57.66s (1)	29.30s (1)
8 MISTER DECORUM	5	13.5m	2:40.72	57.56s (0)	29.19s (0)
7 MAYWYN TROUBADOU	6	15.2m	2:40.85	57.33s (0)	28.94s (0)
4 SIR SEMPER FIDELIS	7	16.5m	2:40.95	57.72s (1)	29.38s (1)
1 ABBEY DIADEMA	8	17.2m	2:41.00	58.12s (0)	29.79s (0)
2 MY ULTIMATE HELL	9	18.6m	2:41.11	57.57s (1)	29.16s (1)

Finish Position and metres gained from 800m



Sectionals
Powered by



Home of Australian Harness Sectionals

Get your sectionals delivered to your inbox daily

Check out www.pjdata.com.au



The Racing Queensland Board (trading as Racing Queensland) and provider are not responsible for the completeness or accuracy of any of the information contained herein, and makes no representations about its suitability for any purpose.

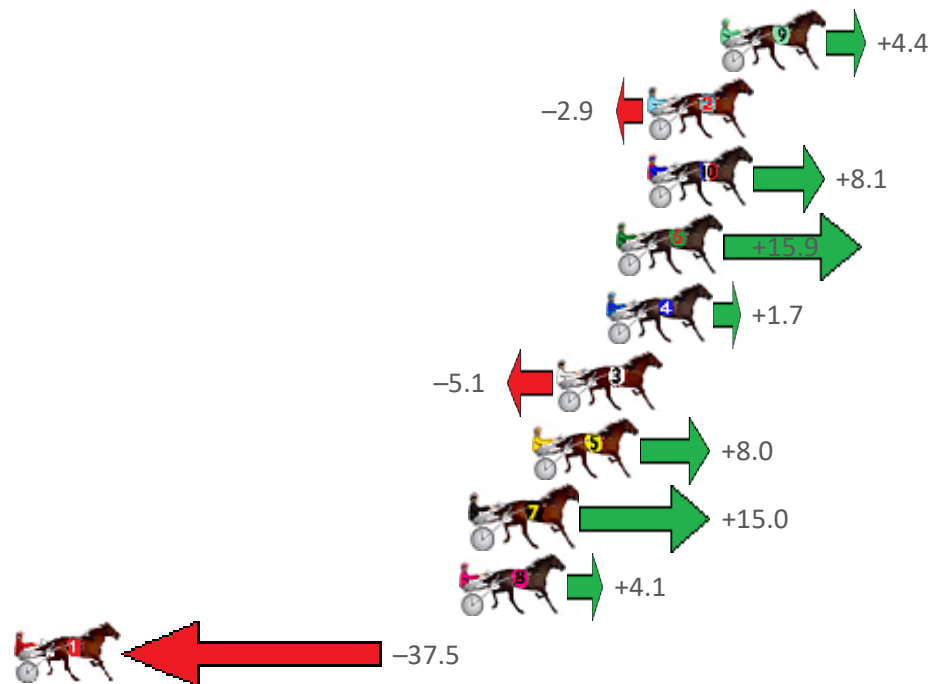
Albion Park Race 4 Distance 1660m

Tuesday, 13 October 2020

Gross Time: 1:59.30 MileRate: 1:55.70 LeadTime: 3.40s First Qtr: 28.10s Second Qtr: 30.80s Third Qtr: 28.00s Fourth Qtr: 29.00s

NoHorse	Plc	Margin	Time	800Time (W)	400 Time (W)
9 ROCKS OR DIAMONDS	1	0.0m	1:59.30	56.69s (0)	28.68s (0)
2 MISTER COLE	2	2.9m	1:59.52	57.21s (0)	29.21s (0)
10 HELLO ITS ME	2	2.9m	1:59.52	56.43s (1)	28.34s (2)
6 MISTER FINNIGAN	4	4.1m	1:59.61	55.87s (1)	28.04s (1)
4 ITS SUPER EASY	5	4.5m	1:59.64	56.88s (1)	28.91s (2)
3 VIEWBYTHEROCK	6	6.5m	1:59.79	57.36s (1)	29.25s (1)
5 COPPICE	7	7.4m	1:59.86	56.43s (1)	28.45s (0)
7 COULDNTTELLYA	8	9.8m	2:00.05	55.94s (1)	28.02s (1)
8 FROST EN ICE	9	10.3m	2:00.08	56.71s (0)	28.29s (0)
1 JAGGERS SWAGGER	10	47.3m	2:02.90	59.66s (0)	30.39s (0)

Finish Position and metres gained from 800m



Sectionals
Powered by



Home of Australian Harness Sectionals

Get your sectionals delivered to your inbox daily

Check out www.pjdata.com.au



The Racing Queensland Board (trading as Racing Queensland) and provider are not responsible for the completeness or accuracy of any of the information contained herein, and makes no representations about its suitability for any purpose.

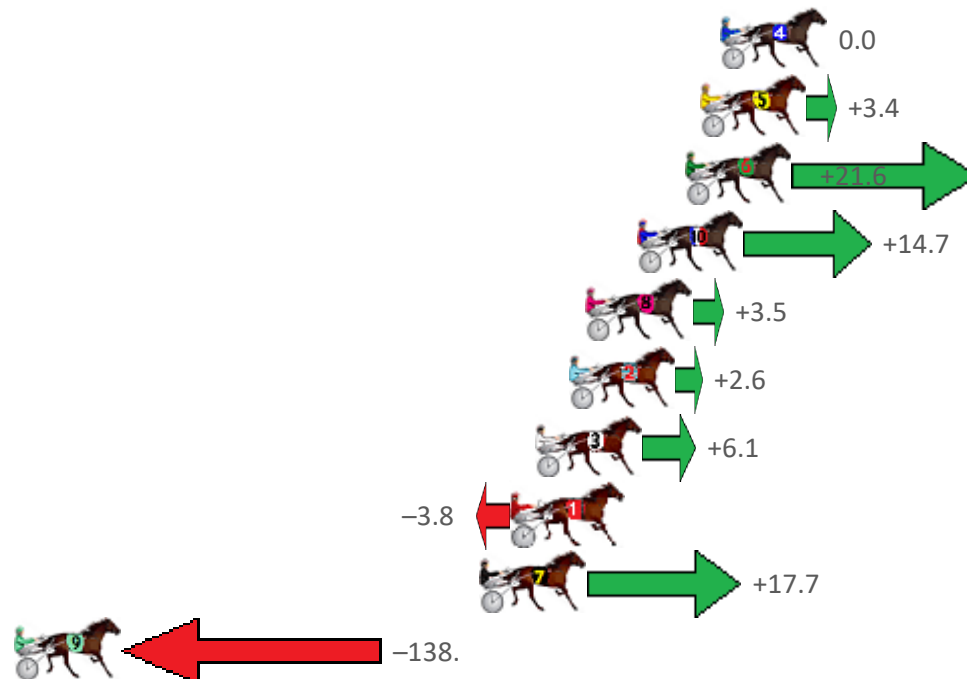
Albion Park Race 5 Distance 2138m

Tuesday, 13 October 2020

Gross Time: 2:37.20 MileRate: 1:58.30 LeadTime: 38.70s First Qtr: 30.60s Second Qtr: 30.80s Third Qtr: 27.90s Fourth Qtr: 29.20s

NoHorse	Plc	Margin	Time	800Time (W)	400 Time (W)
4 MAN OF ACTION	1	0.0m	2:37.20	57.10s (0)	29.20s (0)
5 OUR BALOU	2	0.8m	2:37.26	56.86s (1)	28.94s (1)
6 SOHO TSUNAMI	3	1.4m	2:37.31	55.57s (1)	27.91s (2)
10 MAJOR MUCHA	4	3.3m	2:37.45	56.06s (1)	28.41s (2)
8 LUCKY LYLA	5	5.3m	2:37.61	56.85s (0)	28.86s (0)
2 COBBLER LANE	6	6.0m	2:37.66	56.92s (1)	28.97s (1)
3 TORQUE ONETWOTHRE	7	7.3m	2:37.76	56.67s (0)	28.63s (0)
1 OUR FRIEND	8	8.2m	2:37.83	57.37s (0)	29.42s (0)
7 THE MONEY BALL	9	9.5m	2:37.93	55.84s (1)	28.71s (1)
9 REMEMBER ME NOW	10	151.9m	2:48.83	66.92s (1)	39.54s (2)

Finish Position and metres gained from 800m



Sectionals
Powered by



Home of Australian Harness Sectionals

Get your sectionals delivered to your inbox daily

Check out www.pjdata.com.au



The Racing Queensland Board (trading as Racing Queensland) and provider are not responsible for the completeness or accuracy of any of the information contained herein, and makes no representations about its suitability for any purpose.

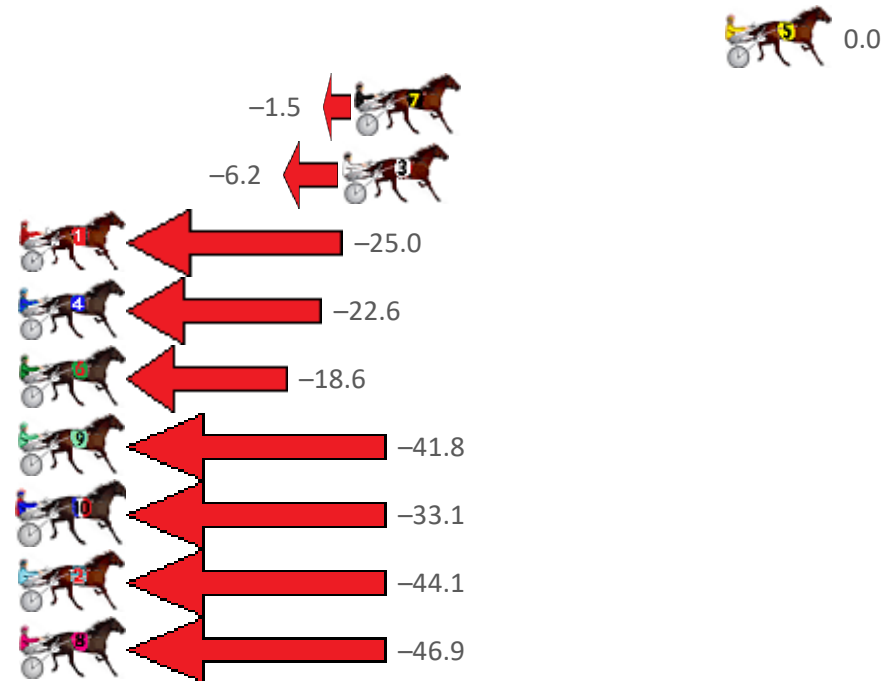
Albion Park Race 6 Distance 1660m

Tuesday, 13 October 2020

Gross Time: 1:57.20 MileRate: 1:53.60 LeadTime: 3.30s First Qtr: 27.10s Second Qtr: 29.80s Third Qtr: 28.10s Fourth Qtr: 28.90s

NoHorse	Plc	Margin	Time	800Time (W)	400 Time (W)
5 KIWIS ARE FLYING	1	0.0m	1:57.20	57.00s (0)	28.90s (0)
7 MACH LE MORE	2	14.7m	1:58.31	57.11s (0)	28.89s (0)
3 NIMAH FRANCO	3	15.2m	1:58.35	57.44s (0)	29.27s (0)
1 FOR THE CORZ	4	29.6m	1:59.45	58.77s (0)	30.65s (0)
4 HAVING THE FAITH	5	33.0m	1:59.70	58.60s (1)	29.99s (2)
6 RNR WINDERMERE	6	37.8m	2:00.07	58.32s (1)	30.29s (1)
9 DELIGHTFUL MAJOR	7	47.4m	2:00.80	59.96s (2)	31.40s (2)
10 TOMMY UNDER FIRE	8	47.7m	2:00.82	59.35s (1)	30.75s (3)
2 JEROSH	9	50.1m	2:01.00	60.12s (1)	31.81s (1)
8 JOANNIES GIRL	10	106.9m	2:05.31	60.32s (0)	31.26s (0)

Finish Position and metres gained from 800m



Sectionals
Powered by



Home of Australian Harness Sectionals

Get your sectionals delivered to your inbox daily

Check out www.pjdata.com.au



The Racing Queensland Board (trading as Racing Queensland) and provider are not responsible for the completeness or accuracy of any of the information contained herein, and makes no representations about its suitability for any purpose.

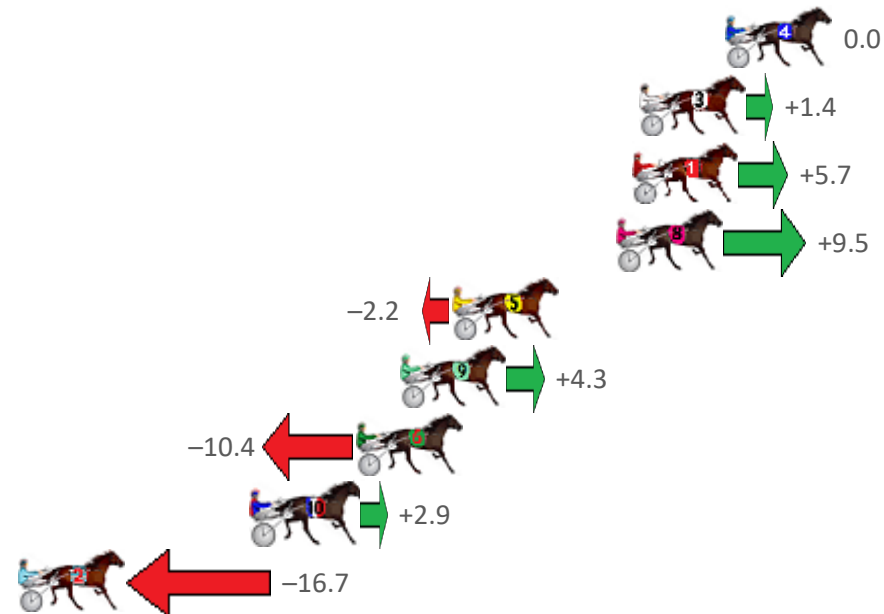
Albion Park Race 7 Distance 1660m

Tuesday, 13 October 2020

Gross Time: 1:59.50 MileRate: 1:55.90 LeadTime: 3.30s First Qtr: 27.70s Second Qtr: 31.00s Third Qtr: 28.30s Fourth Qtr: 29.20s

NoHorse	Plc	Margin	Time	800Time (W)	400 Time (W)
4 PACIFIC DRUMS	1	0.0m	1:59.50	57.50s (0)	29.20s (0)
3 PSYCHEDELIC	2	3.4m	1:59.76	57.40s (0)	29.14s (0)
1 EL GRAN SENOR	3	3.7m	1:59.78	57.09s (0)	28.79s (0)
8 STOMPPEM	4	4.3m	1:59.83	56.82s (0)	28.50s (0)
5 FIOKI	5	10.8m	2:00.33	57.66s (1)	29.26s (1)
9 JUST ROKIN	6	12.9m	2:00.49	57.19s (2)	29.74s (2)
6 DAPPER	7	14.6m	2:00.62	58.24s (1)	29.88s (1)
10 CARDLESFROMHEAVEN	8	18.7m	2:00.93	57.29s (2)	29.74s (2)
2 CLARKEY	9	30.1m	2:01.81	58.69s (1)	30.28s (1)

Finish Position and metres gained from 800m



Sectionals
Powered by



Home of Australian Harness Sectionals

Get your sectionals delivered to your inbox daily

Check out www.pjdata.com.au



The Racing Queensland Board (trading as Racing Queensland) and provider are not responsible for the completeness or accuracy of any of the information contained herein, and makes no representations about its suitability for any purpose.

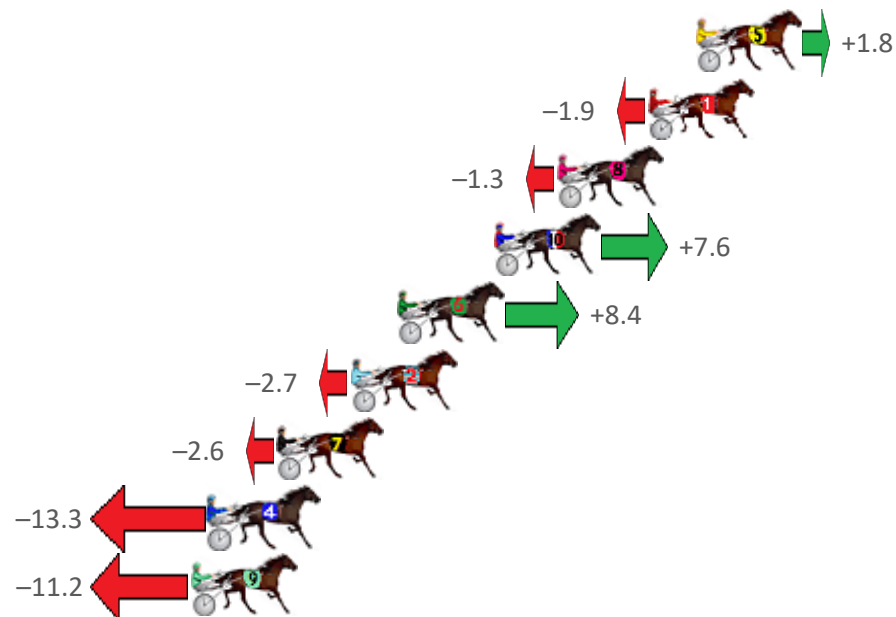
Albion Park Race 8 Distance 1660m

Tuesday, 13 October 2020

Gross Time: 1:59.40 MileRate: 1:55.70 LeadTime: 3.50s First Qtr: 29.00s Second Qtr: 31.20s Third Qtr: 27.50s Fourth Qtr: 28.20s

NoHorse	Plc	Margin	Time	800Time (W)	400 Time (W)
5 ROYAL LINCOLN	1	0.0m	1:59.40	55.58s (1)	28.17s (1)
1 ARTHUR LOWE	2	1.9m	1:59.54	55.83s (0)	28.33s (0)
8 WITH AUTHORITY	3	5.5m	1:59.81	55.79s (0)	28.26s (0)
10 THATS HOW WEROLL	4	8.0m	1:59.99	55.17s (1)	27.78s (1)
6 LITTLE CHANGE	5	11.8m	2:00.27	55.12s (1)	27.74s (1)
2 HOT ROD HEAVEN	6	13.7m	2:00.42	55.89s (1)	28.47s (1)
7 WINKANDITSOVER	7	16.6m	2:00.63	55.88s (0)	28.37s (0)
4 BEAU CISHLOM	8	19.3m	2:00.83	56.62s (1)	29.19s (1)
9 SOME EXCUSESOMEW	9	20.0m	2:00.88	56.48s (0)	28.96s (0)

Finish Position and metres gained from 800m



Sectionals
Powered by



Home of Australian Harness Sectionals

Get your sectionals delivered to your inbox daily

Check out www.pjdata.com.au



The Racing Queensland Board (trading as Racing Queensland) and provider are not responsible for the completeness or accuracy of any of the information contained herein, and makes no representations about its suitability for any purpose.