

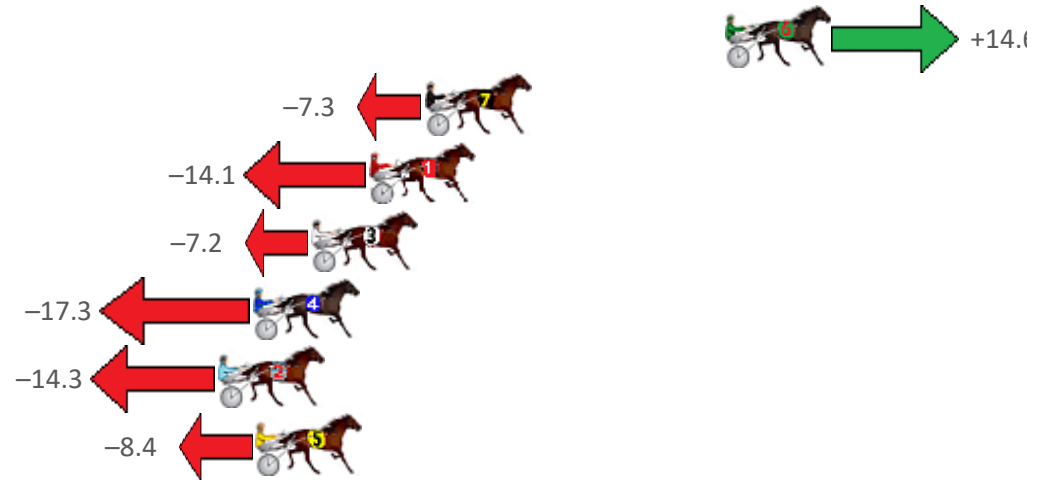
# Redcliffe Race 1 Distance 2040m

Wednesday, 11 November 2020

Gross Time: 2:29.00 MileRate: 1:57.60 LeadTime: 31.50s First Qtr: 30.30s Second Qtr: 30.10s Third Qtr: 28.50s Fourth Qtr: 28.60s

NoHorse	Plc	Margin	Time	800Time (W)	400 Time (W)
6 LISA LINCOLN	1	0.0m	2:29.00	56.06s (1)	27.63s (2)
7 SEA HAWKE	2	11.9m	2:29.89	57.62s (0)	29.13s (0)
1 MISTER HART	3	14.1m	2:30.06	58.10s (0)	29.60s (0)
3 AZUR EXPRESS	4	16.4m	2:30.23	57.61s (0)	29.14s (0)
4 BET IM SPECIAL	5	18.7m	2:30.40	58.33s (1)	29.89s (1)
2 ILLAWONG DREAMTIM	6	20.1m	2:30.51	58.11s (1)	29.63s (1)
5 HARPAGUS	7	18.6m	2:30.40	57.70s (1)	29.27s (2)

Finish Position and metres gained from 800m



Sectionals  
Powered by

**PJ HARNES ANALYSER** **NEW**

Learn the power of sectionals

Check us out at [www.pjdata.com.au](http://www.pjdata.com.au)

The Racing Queensland Board (trading as Racing Queensland) and provider are not responsible for the completeness or accuracy of any of the information contained herein, and makes no representations about its suitability for any purpose.

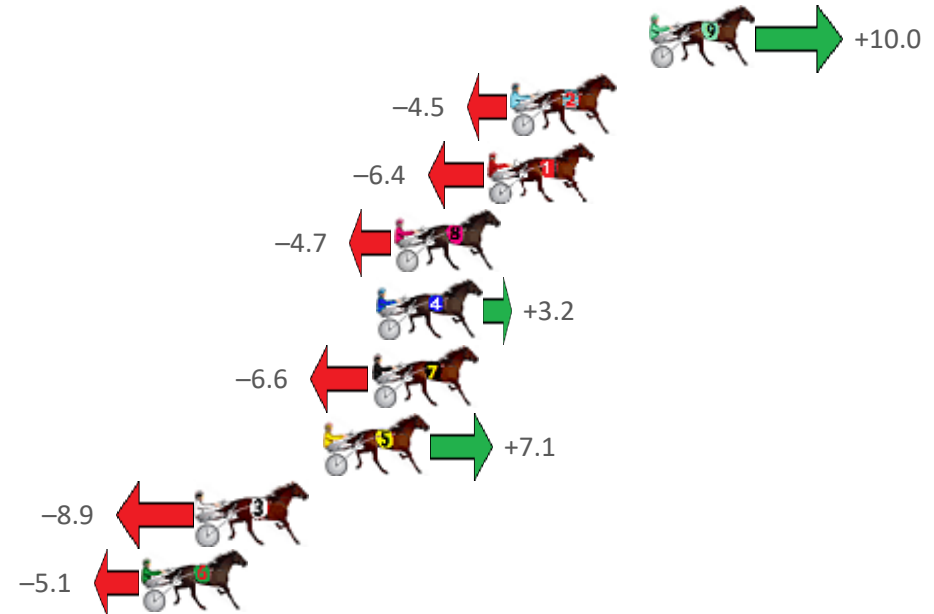
# Redcliffe Race 2 Distance 1780m

Wednesday, 11 November 2020

Gross Time: 2:11.10 MileRate: 1:58.50 LeadTime: 11.60s First Qtr: 31.00s Second Qtr: 30.70s Third Qtr: 29.00s Fourth Qtr: 28.80s

NoHorse	Plc	Margin	Time	800Time (W)	400 Time (W)
9 MISTER COLE	1	0.0m	2:11.10	57.08s (1)	28.13s (3)
2 HIGHVIEW FREDDY	2	5.5m	2:11.52	58.12s (1)	29.19s (1)
1 KIAMASROSIE	3	6.4m	2:11.58	58.26s (0)	29.19s (0)
8 NIKALONG HENRY	4	10.1m	2:11.86	58.14s (1)	29.12s (2)
4 TORQUE IS MY GIRL	5	10.8m	2:11.92	57.57s (0)	28.83s (0)
7 A KERRY MAN	6	11.0m	2:11.93	58.27s (0)	29.22s (0)
5 ALI DOWNUNDER	7	12.9m	2:12.08	57.29s (1)	28.43s (2)
3 MICHAELS DESIRE	8	17.9m	2:12.45	58.44s (0)	29.44s (1)
6 ANDREW JAY	9	20.1m	2:12.62	58.17s (1)	29.25s (2)

Finish Position and metres gained from 800m



Sectionals  
Powered by

**PJ HARNESS ANALYSER** **NEW**

Learn the power of sectionals

Check us out at [www.pjdata.com.au](http://www.pjdata.com.au)

The Racing Queensland Board (trading as Racing Queensland) and provider are not responsible for the completeness or accuracy of any of the information contained herein, and makes no representations about its suitability for any purpose.

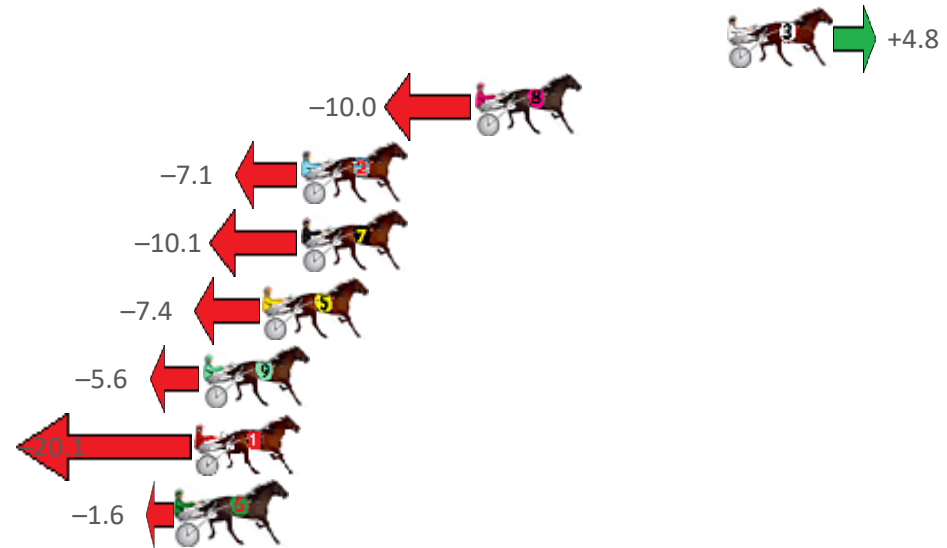
# Redcliffe Race 3 Distance 1780m

Wednesday, 11 November 2020

Gross Time: 2:11.30 MileRate: 1:58.70 LeadTime: 11.80s First Qtr: 31.00s Second Qtr: 30.00s Third Qtr: 29.40s Fourth Qtr: 29.10s

NoHorse	Plc	Margin	Time	800Time (W)	400 Time (W)
3 VOODOO FELLA	1	0.0m	2:11.30	58.15s (1)	28.91s (2)
8 ABERCROMBIE TAB	2	10.0m	2:12.06	59.23s (1)	29.82s (1)
2 AROONA	3	16.9m	2:12.59	59.02s (1)	29.76s (1)
7 GIGANTIC JASPER	4	16.9m	2:12.59	59.23s (0)	29.99s (0)
5 JENUFLECTION	5	18.4m	2:12.70	59.04s (0)	29.79s (0)
9 TORQUE TO THE MAX	6	20.8m	2:12.89	58.91s (1)	30.05s (2)
1 IMA REGAL JET	7	21.1m	2:12.91	59.96s (0)	30.61s (0)
6 ALWAYS AT NIGHT	8	21.8m	2:12.96	58.62s (1)	29.72s (1)

Finish Position and metres gained from 800m



Sectionals  
Powered by

**PJ HARNESS ANALYSER** **NEW**

Learn the power of sectionals

Check us out at [www.pjdata.com.au](http://www.pjdata.com.au)

The Racing Queensland Board (trading as Racing Queensland) and provider are not responsible for the completeness or accuracy of any of the information contained herein, and makes no representations about its suitability for any purpose.

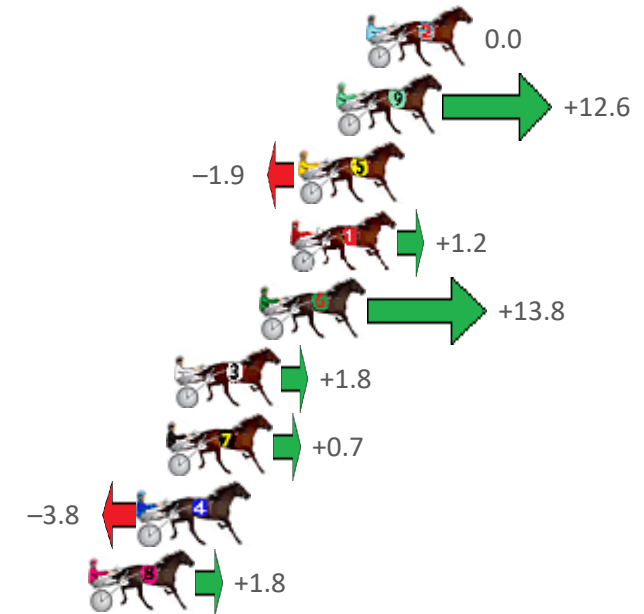
# Redcliffe Race 4 Distance 2040m

Wednesday, 11 November 2020

Gross Time: 2:35.40 MileRate: 2:02.60 LeadTime: 32.60s First Qtr: 32.50s Second Qtr: 32.00s Third Qtr: 29.20s Fourth Qtr: 29.10s

NoHorse	Plc	Margin	Time	800Time (W)	400 Time (W)
2 JILLIBY JACKPOT	1	0.0m	2:35.40	58.30s (0)	29.10s (0)
9 DEVOUGED	2	1.2m	2:35.49	57.39s (1)	28.72s (2)
5 FOUR FOR FOUR	3	2.7m	2:35.61	58.44s (1)	29.28s (1)
1 DOOLITTLE DANDY	4	3.0m	2:35.63	58.21s (0)	29.00s (0)
6 MAYWYNS JEWEL	5	4.2m	2:35.72	57.30s (1)	28.61s (1)
3 PIN CODE	6	7.6m	2:35.98	58.17s (1)	29.49s (2)
7 LIBERAL ARDEN	7	7.9m	2:36.00	58.25s (0)	29.01s (0)
4 GUY LOOKS GOOD	8	9.0m	2:36.09	58.58s (1)	29.36s (1)
8 ROWDYS ACE	9	11.0m	2:36.24	58.17s (0)	28.87s (0)

Finish Position and metres gained from 800m



Sectionals  
Powered by

**PJ HARNESS ANALYSER** **NEW**

Learn the power of sectionals

Check us out at [www.pjdata.com.au](http://www.pjdata.com.au)

The Racing Queensland Board (trading as Racing Queensland) and provider are not responsible for the completeness or accuracy of any of the information contained herein, and makes no representations about its suitability for any purpose.

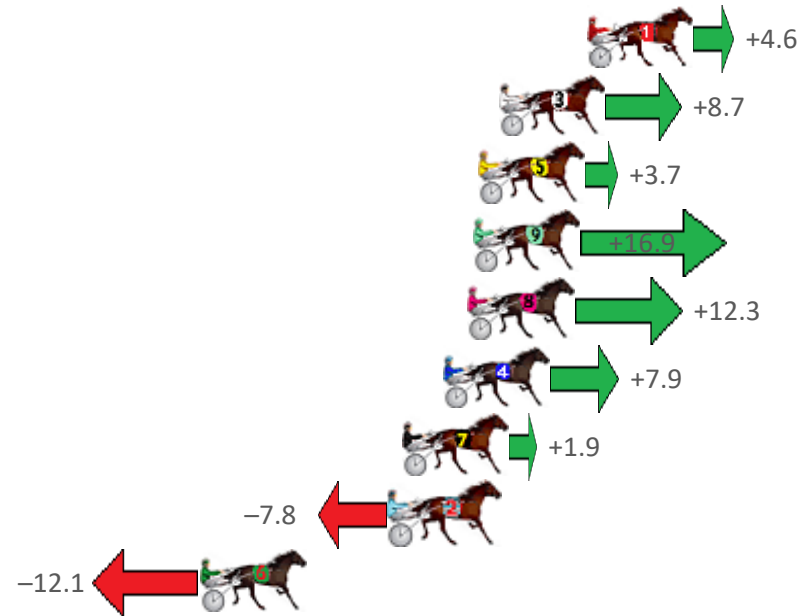
# Redcliffe Race 5 Distance 1780m

Wednesday, 11 November 2020

Gross Time: 2:12.40 MileRate: 1:59.70 LeadTime: 11.40s First Qtr: 30.20s Second Qtr: 30.80s Third Qtr: 29.10s Fourth Qtr: 30.90s

NoHorse	Plc	Margin	Time	800Time (W)	400 Time (W)
1 PLAYING ARKABELLA	1	0.0m	2:12.40	59.66s (0)	30.49s (0)
3 WEASEL	2	3.5m	2:12.68	59.35s (1)	30.03s (2)
5 BOULDER CITY	3	4.3m	2:12.75	59.72s (1)	30.51s (1)
9 DOWNTOWN LUCCA	4	4.5m	2:12.76	58.74s (1)	29.46s (2)
8 JUST ONE GOOD ONE	5	4.7m	2:12.78	59.08s (1)	29.80s (2)
4 MISS CATALINA	6	5.7m	2:12.86	59.41s (0)	30.19s (0)
7 MOONLIGHT BUTCHER	7	7.3m	2:12.99	59.86s (0)	30.63s (0)
2 BRONSKI MACARENA	8	7.8m	2:13.03	60.58s (0)	31.50s (0)
6 STUDLEIGH WILL	9	15.3m	2:13.64	60.90s (1)	31.32s (2)

Finish Position and metres gained from 800m



Sectionals  
Powered by

**PJ HARNESS ANALYSER** **NEW**

Learn the power of sectionals

Check us out at [www.pjdata.com.au](http://www.pjdata.com.au)

The Racing Queensland Board (trading as Racing Queensland) and provider are not responsible for the completeness or accuracy of any of the information contained herein, and makes no representations about its suitability for any purpose.

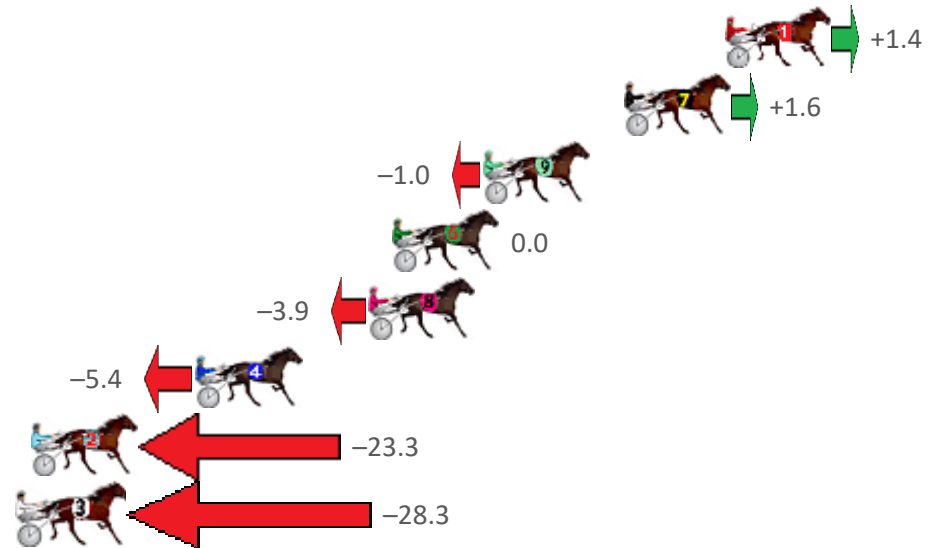
# Redcliffe Race 6 Distance 1780m

Wednesday, 11 November 2020

Gross Time: 2:14.00 MileRate: 2:01.20 LeadTime: 11.70s First Qtr: 30.20s Second Qtr: 32.20s Third Qtr: 29.70s Fourth Qtr: 30.20s

NoHorse	Plc	Margin	Time	800Time (W)	400 Time (W)
1 RAYONG PRINCESS	1	0.0m	2:14.00	59.80s (0)	30.20s (0)
7 KID CALVERT	2	4.0m	2:14.32	59.78s (0)	30.18s (0)
9 TRACES OF TARA	3	9.6m	2:14.76	59.97s (1)	30.15s (3)
6 CARIBBEAN ROCKET	4	13.2m	2:15.04	59.90s (1)	30.03s (2)
8 IM ISABELLA	5	14.1m	2:15.11	60.19s (0)	30.49s (0)
4 LITTLE AUCKLAND	6	21.0m	2:15.66	60.30s (0)	30.52s (0)
2 ITS YOU NOT ME	7	27.5m	2:16.17	61.63s (1)	31.63s (2)
3 SCHOOPY	8	28.3m	2:16.24	62.01s (1)	31.99s (1)

Finish Position and metres gained from 800m



Sectionals  
Powered by

**PJ HARNESS ANALYSER** **NEW**

Learn the power of sectionals

Check us out at [www.pjdata.com.au](http://www.pjdata.com.au)

The Racing Queensland Board (trading as Racing Queensland) and provider are not responsible for the completeness or accuracy of any of the information contained herein, and makes no representations about its suitability for any purpose.



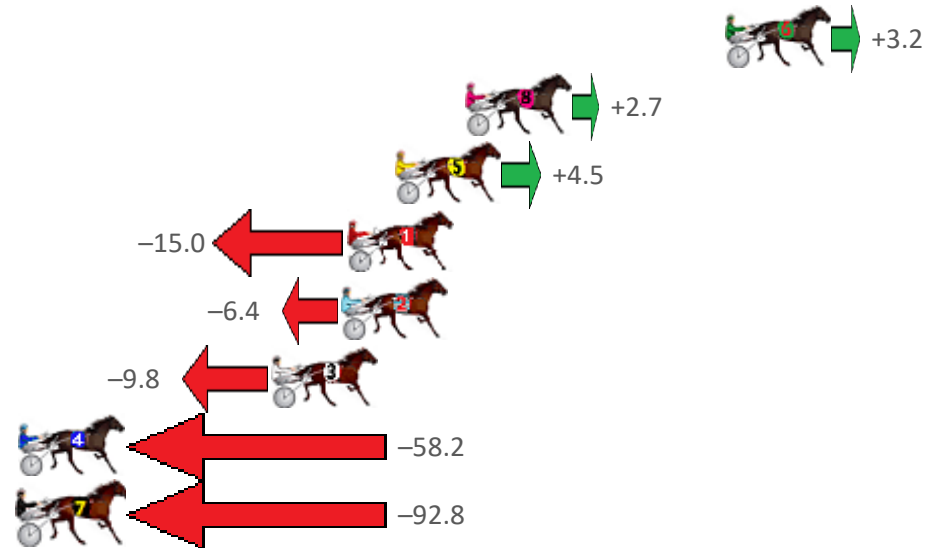
# Redcliffe Race 7 Distance 1780m

Wednesday, 11 November 2020

Gross Time: 2:11.80 MileRate: 1:59.10 LeadTime: 11.30s First Qtr: 29.30s Second Qtr: 30.70s Third Qtr: 30.00s Fourth Qtr: 30.50s

NoHorse	Plc	Margin	Time	800Time (W)	400 Time (W)
6 BLISSFULDAY	1	0.0m	2:11.80	60.26s (1)	30.48s (1)
8 BARONE	2	10.3m	2:12.62	60.30s (1)	30.49s (2)
5 DUKE	3	13.1m	2:12.85	60.16s (1)	31.14s (2)
1 PITTSWORTH MAN	4	15.0m	2:13.00	61.63s (0)	31.64s (0)
2 DARBY BRIGHTS	5	15.2m	2:13.01	60.98s (0)	30.80s (0)
3 JAMAICAN RESORT	6	18.0m	2:13.24	61.24s (1)	31.32s (1)
4 WRITEABOUTCHELSEA	7	62.4m	2:16.78	64.88s (0)	34.70s (0)
7 MISS FRICTION	8	192.8m	2:27.19	67.48s (0)	34.50s (0)

Finish Position and metres gained from 800m



Sectionals  
Powered by

**PJ HARNESS ANALYSER** **NEW**

Learn the power of sectionals

Check us out at [www.pjdata.com.au](http://www.pjdata.com.au)

The Racing Queensland Board (trading as Racing Queensland) and provider are not responsible for the completeness or accuracy of any of the information contained herein, and makes no representations about its suitability for any purpose.

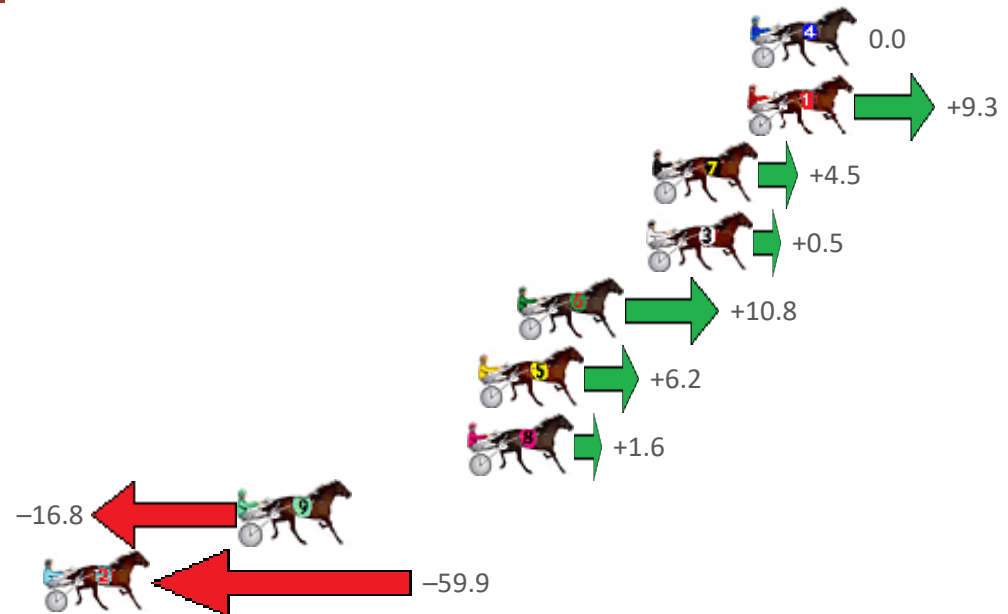
# Redcliffe Race 8 Distance 1780m

Wednesday, 11 November 2020

Gross Time: 2:15.30 MileRate: 2:02.40 LeadTime: 11.40s First Qtr: 30.90s Second Qtr: 31.70s Third Qtr: 30.10s Fourth Qtr: 31.20s

NoHorse	Plc	Margin	Time	800Time (W)	400 Time (W)
4 MELTON XMAS GIRL	1	0.0m	2:15.30	61.30s (0)	31.20s (0)
1 VERMONT	2	0.1m	2:15.31	60.59s (0)	30.42s (0)
7 DATSINAHURRI	3	3.9m	2:15.62	60.96s (1)	30.76s (1)
3 SHESFEELINSPECIAL	4	4.1m	2:15.63	61.26s (0)	31.08s (0)
6 HURRIKANE KAT	5	9.2m	2:16.05	60.48s (0)	30.80s (1)
5 IAM ROCHELLES ART	6	10.8m	2:16.18	60.83s (1)	30.77s (3)
8 ROLLON TWICE	7	11.2m	2:16.21	61.18s (1)	31.06s (2)
9 CENTRAL ARK	8	20.2m	2:16.95	62.58s (1)	32.33s (1)
2 MELTON QUALITY	9	97.9m	2:23.29	65.86s (0)	34.92s (0)

Finish Position and metres gained from 800m



Sectionals  
Powered by

**PJ HARNESS ANALYSER** **NEW**

Learn the power of sectionals

Check us out at [www.pjdata.com.au](http://www.pjdata.com.au)

The Racing Queensland Board (trading as Racing Queensland) and provider are not responsible for the completeness or accuracy of any of the information contained herein, and makes no representations about its suitability for any purpose.



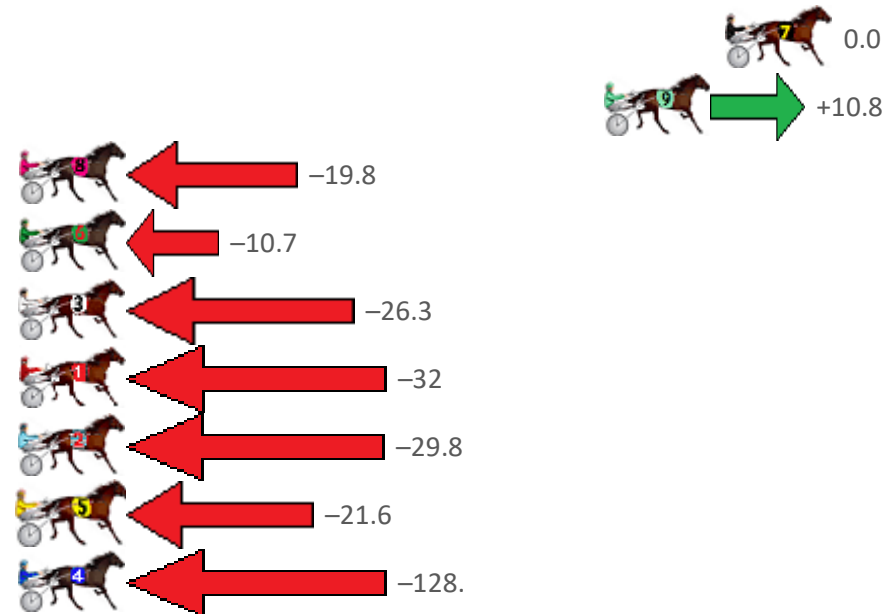
# Redcliffe Race 9 Distance 1780m

Wednesday, 11 November 2020

Gross Time: 2:12.30 MileRate: 1:59.60 LeadTime: 11.80s First Qtr: 29.70s Second Qtr: 30.60s Third Qtr: 29.30s Fourth Qtr: 30.90s

NoHorse	Plc	Margin	Time	800Time (W)	400 Time (W)
7 ROUSEY	1	0.0m	2:12.30	60.20s (1)	30.90s (0)
9 TORQUE WRITER	2	4.8m	2:12.69	59.39s (1)	29.50s (3)
8 FREMARKSINDI	3	30.6m	2:14.77	61.68s (1)	31.71s (2)
6 BUTCHERFEELGOOD	4	31.1m	2:14.81	61.00s (1)	31.28s (2)
3 BERTILS FIREFOX	5	32.7m	2:14.94	62.17s (1)	32.09s (0)
1 DARTESIAN	6	38.3m	2:15.40	62.59s (0)	31.61s (0)
2 POSER	7	40.6m	2:15.58	62.43s (0)	32.36s (1)
5 MANOFLISA	8	41.6m	2:15.66	61.82s (0)	31.87s (1)
4 WHATA REACTOR	9	130.6m	2:22.85	69.82s (0)	39.03s (0)

Finish Position and metres gained from 800m



Sectionals  
Powered by

**PJ HARNESS ANALYSER** **NEW**

Learn the power of sectionals

Check us out at [www.pjdata.com.au](http://www.pjdata.com.au)

The Racing Queensland Board (trading as Racing Queensland) and provider are not responsible for the completeness or accuracy of any of the information contained herein, and makes no representations about its suitability for any purpose.