

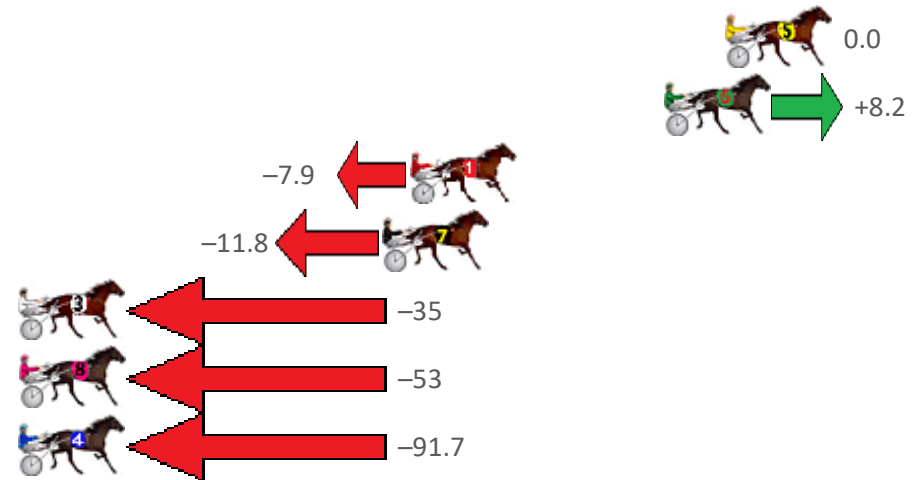
Marburg Race 1 Distance 1850m

Sunday, 22 November 2020

Gross Time: 2:21.20 MileRate: 2:02.90 LeadTime: 17.80s First Qtr: 32.60s Second Qtr: 32.30s Third Qtr: 30.10s Fourth Qtr: 28.40s

NoHorse	Plc	Margin	Time	800Time (W)	400 Time (W)
5 STRAYTOTHEPOOLROO	1	0.0m	2:21.20	58.50s (0)	28.40s (0)
6 ROYAL PRINCESS	2	2.4m	2:21.38	57.90s (1)	28.19s (2)
1 ROCK STAR BABE	3	12.5m	2:22.13	59.07s (0)	28.93s (0)
7 BALAYAGE	4	13.6m	2:22.21	59.36s (1)	29.18s (1)
3 HURRIKANE KING	5	40.9m	2:24.25	61.02s (1)	30.78s (1)
8 JOY MAKER	6	71.5m	2:26.53	62.29s (0)	32.45s (0)
4 DIG DEEP	7	101.1m	2:28.74	65.17s (0)	34.85s (0)

Finish Position and metres gained from 800m



Sectionals
Powered by

PJ HARNESS ANALYSER **NEW**

Learn the power of sectionals

Check us out at www.pjdata.com.au

The Racing Queensland Board (trading as Racing Queensland) and provider are not responsible for the completeness or accuracy of any of the information contained herein, and makes no representations about its suitability for any purpose.


Marburg Race 2 Distance 2200m

Sunday, 22 November 2020

Gross Time: 2:47.80 MileRate: 2:02.70 LeadTime: 46.20s First Qtr: 30.70s Second Qtr: 31.70s Third Qtr: 28.70s Fourth Qtr: 30.50s

NoHorse	Plc	Margin	Time	800Time (W)	400 Time (W)
5 CLARES FOOL	1	0.0m	2:47.80	59.20s (0)	30.50s (0)
6 TEACHERS PET	2	0.1m	2:47.81	58.49s (0)	29.78s (0)
2 JINGLES BROMAC	3	0.4m	2:47.83	59.13s (1)	30.33s (1)
7 SCHOOPY	4	3.0m	2:48.04	59.01s (1)	30.23s (2)
3 MANY DELIGHTS	5	4.5m	2:48.16	59.19s (0)	30.48s (0)
8 RAYONG PRINCESS	6	8.7m	2:48.49	59.09s (1)	30.05s (1)
4 MAGHERA MAGGIE	7	12.5m	2:48.80	59.00s (1)	30.13s (2)
1 CAMPBELL BEST	8	18.4m	2:49.27	59.46s (0)	30.56s (0)

Finish Position and metres gained from 800m



Sectionals
Powered by

PJ HARNESS ANALYSER **NEW**

Learn the power of sectionals

Check us out at www.pjdata.com.au

The Racing Queensland Board (trading as Racing Queensland) and provider are not responsible for the completeness or accuracy of any of the information contained herein, and makes no representations about its suitability for any purpose.


Marburg Race 3 Distance 1850m

Sunday, 22 November 2020

Gross Time: 2:15.40 MileRate: 1:57.80 LeadTime: 17.10s First Qtr: 30.10s Second Qtr: 30.10s Third Qtr: 28.30s Fourth Qtr: 29.80s

NoHorse	Plc	Margin	Time	800Time (W)	400 Time (W)
2 GINA TARANTELLA	1	0.0m	2:15.40	58.10s (0)	29.80s (0)
6 POSER	2	73.2m	2:21.12	61.05s (0)	31.34s (0)
8 QUALITY TIME	3	76.8m	2:21.40	60.66s (1)	31.06s (1)
3 LITTLE AUCKLAND	4	76.9m	2:21.40	61.40s (1)	31.75s (1)
7 LITTLEDEE	5	83.2m	2:21.90	61.48s (1)	31.86s (1)
4 MISTER ROCKTOBER	6	85.5m	2:22.08	60.23s (0)	31.05s (0)
1 SWEET SCOOT	7	90.4m	2:22.46	62.61s (0)	32.94s (0)
5 ARVOS	8	105.5m	2:23.64	60.98s (1)	31.84s (0)

Finish Position and metres gained from 800m



Sectionals
Powered by

PJ HARNESS ANALYSER **NEW**

Learn the power of sectionals

Check us out at www.pjdata.com.au

The Racing Queensland Board (trading as Racing Queensland) and provider are not responsible for the completeness or accuracy of any of the information contained herein, and makes no representations about its suitability for any purpose.

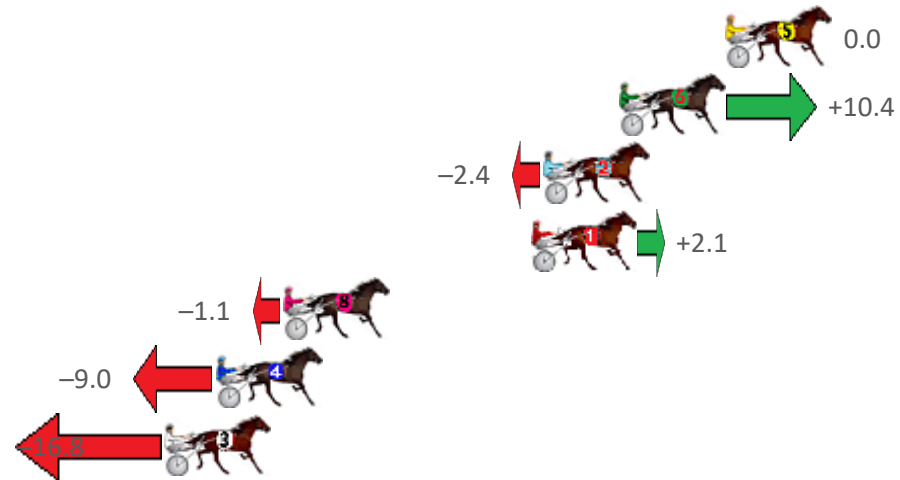
Marburg Race 4 Distance 1850m

Sunday, 22 November 2020

Gross Time: 2:16.50 MileRate: 1:58.70 LeadTime: 17.70s First Qtr: 28.80s Second Qtr: 30.80s Third Qtr: 29.00s Fourth Qtr: 30.20s

NoHorse	Plc	Margin	Time	800Time (W)	400 Time (W)
5 GOSLING IN FLIGHT	1	0.0m	2:16.50	59.20s (0)	30.20s (0)
6 ROCKNROLL PROMISE	2	4.2m	2:16.83	58.43s (0)	29.54s (0)
2 ALWAYS AT NIGHT	3	7.2m	2:17.07	59.38s (0)	30.35s (0)
1 ITS ALL TORQUE	4	7.7m	2:17.11	59.05s (0)	30.04s (1)
8 NEWMERELLA MOLLY	5	17.5m	2:17.88	59.28s (1)	30.12s (1)
4 BEEF CITY STARZZZ	6	20.2m	2:18.10	59.86s (1)	30.71s (3)
3 PITTSWORTH MAN	7	22.2m	2:18.26	60.44s (1)	31.03s (2)

Finish Position and metres gained from 800m



Sectionals
Powered by

PJ HARNES ANALYSER **NEW**
Learn the power of sectionals
Check us out at www.pjdata.com.au



The Racing Queensland Board (trading as Racing Queensland) and provider are not responsible for the completeness or accuracy of any of the information contained herein, and makes no representations about its suitability for any purpose.

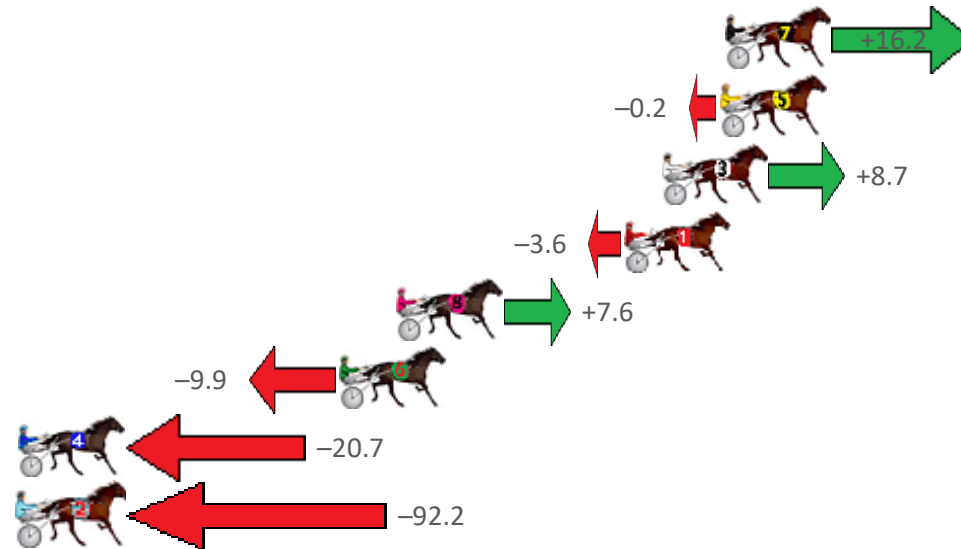
Marburg Race 5 Distance 1850m

Sunday, 22 November 2020

Gross Time: 2:16.10 MileRate: 1:58.40 LeadTime: 16.90s First Qtr: 29.30s Second Qtr: 29.70s Third Qtr: 29.20s Fourth Qtr: 31.00s

NoHorse	Plc	Margin	Time	800Time (W)	400 Time (W)
7 VOODOO FELLA	1	0.0m	2:16.10	58.99s (1)	30.09s (1)
5 ABERCROMBIE TAB	2	0.2m	2:16.12	60.21s (1)	31.02s (1)
3 RANCHO MAN	3	2.5m	2:16.30	59.55s (1)	29.34s (2)
1 MY ULTIMATE HELL	4	4.0m	2:16.42	60.47s (0)	31.15s (0)
8 SHADYS DELIGHT	5	13.0m	2:17.15	59.63s (1)	30.69s (0)
6 RISKY BUZINESS	6	15.3m	2:17.34	60.94s (0)	31.64s (0)
4 DALLAS COWGIRL	7	33.7m	2:18.83	61.75s (0)	31.66s (0)
2 MOONLIGHT BUTCHER	8	98.8m	2:24.11	67.10s (1)	36.49s (1)

Finish Position and metres gained from 800m



Sectionals
Powered by

PJ HARNESS ANALYSER **NEW**

Learn the power of sectionals

Check us out at www.pjdata.com.au

The Racing Queensland Board (trading as Racing Queensland) and provider are not responsible for the completeness or accuracy of any of the information contained herein, and makes no representations about its suitability for any purpose.

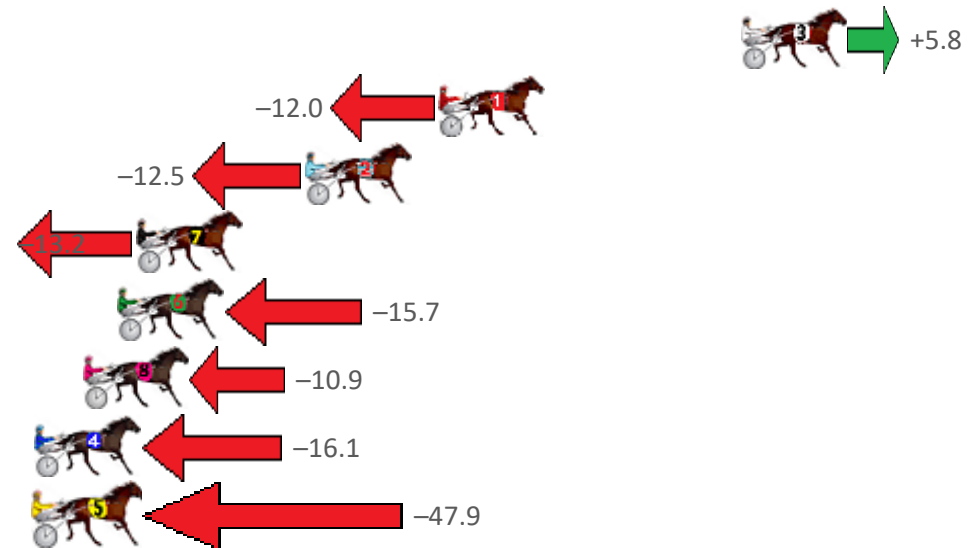
Marburg Race 6 Distance 1850m

Sunday, 22 November 2020

Gross Time: 2:15.50 MileRate: 1:57.90 LeadTime: 17.00s First Qtr: 28.80s Second Qtr: 31.10s Third Qtr: 30.00s Fourth Qtr: 28.60s

NoHorse	Plc	Margin	Time	800Time (W)	400 Time (W)
3 IMA BEACH BABE	1	0.0m	2:15.50	58.18s (1)	28.59s (2)
1 HIT THE TRACK	2	12.0m	2:16.40	59.47s (0)	29.45s (0)
2 ITSMEGS	3	17.3m	2:16.80	59.51s (0)	29.53s (0)
7 SCHEU CREEK	4	24.0m	2:17.30	59.56s (1)	29.74s (1)
6 OUR BUSCEMI	5	24.7m	2:17.35	59.74s (0)	29.73s (0)
8 ARTS PEREGRINE	6	26.1m	2:17.46	59.39s (1)	29.89s (2)
4 FARRAHFOWLER	7	31.9m	2:17.90	59.77s (0)	29.77s (0)
5 JEWEL OF PEAK	8	49.1m	2:19.19	62.09s (1)	31.82s (1)

Finish Position and metres gained from 800m



Sectionals
Powered by

PJ HARNESS ANALYSER **NEW**

Learn the power of sectionals

Check us out at www.pjdata.com.au

The Racing Queensland Board (trading as Racing Queensland) and provider are not responsible for the completeness or accuracy of any of the information contained herein, and makes no representations about its suitability for any purpose.

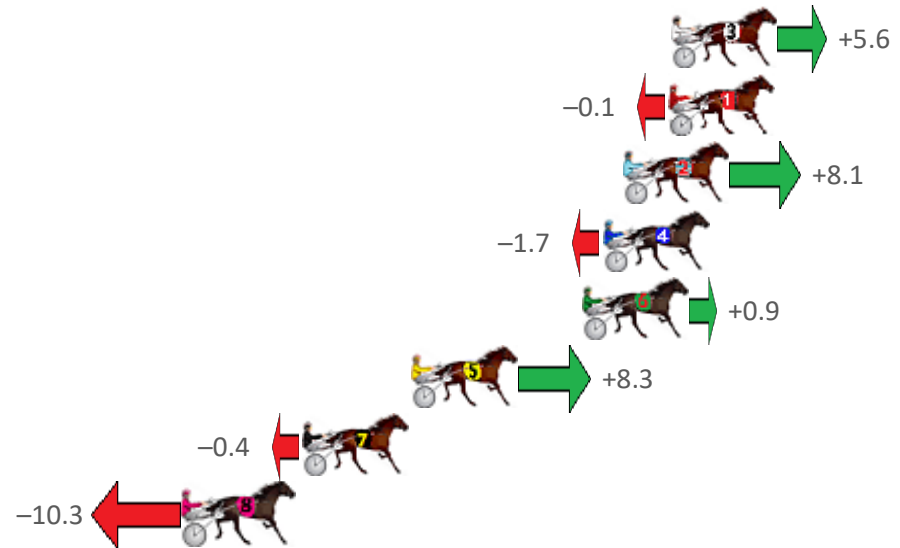
Marburg Race 7 Distance 2200m

Sunday, 22 November 2020

Gross Time: 2:45.30 MileRate: 2:00.90 LeadTime: 43.80s First Qtr: 31.00s Second Qtr: 32.60s Third Qtr: 28.60s Fourth Qtr: 29.30s

NoHorse	Plc	Margin	Time	800Time (W)	400 Time (W)
3 ADRENALINE RUSH	1	0.0m	2:45.30	57.50s (1)	28.73s (1)
1 NOLONGA YOUR CHOIC	2	0.1m	2:45.31	57.91s (0)	29.31s (0)
2 MIZZZ ADELE	3	1.9m	2:45.45	57.32s (1)	29.06s (2)
4 TRUNKEY DIGGER	4	2.7m	2:45.51	58.02s (1)	29.26s (1)
6 GRIZZLY MONTANA	5	3.5m	2:45.57	57.84s (0)	29.18s (0)
5 IFOUNDTHEBEACH	6	10.3m	2:46.09	57.30s (1)	29.21s (2)
7 KEAYANG SPONGE BOB	7	14.6m	2:46.42	57.93s (1)	29.15s (1)
8 CIRCLE LINE	8	19.3m	2:46.78	58.64s (0)	29.69s (0)

Finish Position and metres gained from 800m



Sectionals
Powered by

PJ HARNES ANALYSER **NEW**

Learn the power of sectionals

Check us out at www.pjdata.com.au

The Racing Queensland Board (trading as Racing Queensland) and provider are not responsible for the completeness or accuracy of any of the information contained herein, and makes no representations about its suitability for any purpose.

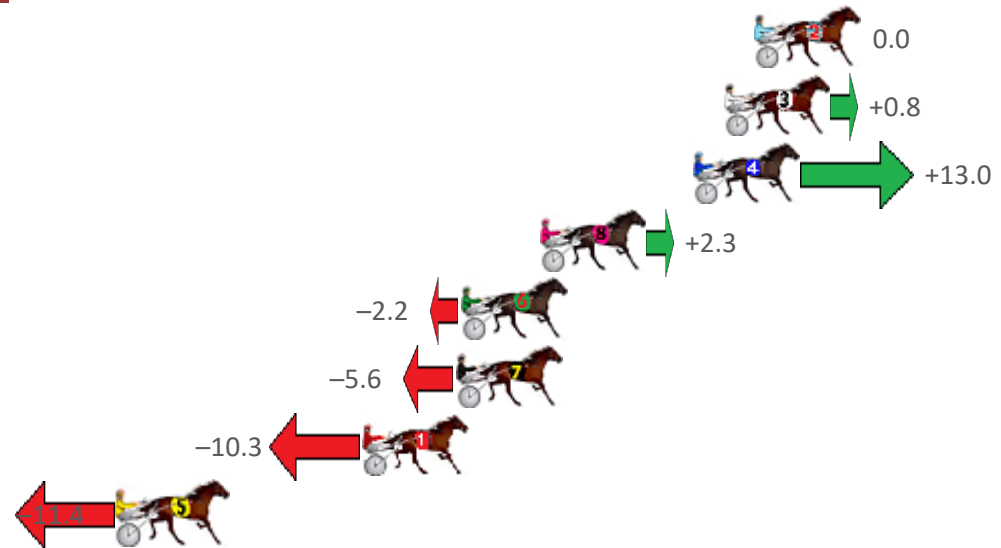
Marburg Race 8 Distance 1850m

Sunday, 22 November 2020

Gross Time: 2:14.50 MileRate: 1:57.00 LeadTime: 18.20s First Qtr: 29.20s Second Qtr: 30.20s Third Qtr: 27.40s Fourth Qtr: 29.50s

NoHorse	Plc	Margin	Time	800Time (W)	400 Time (W)
2 LORIMER LADY	1	0.0m	2:14.50	56.90s (0)	29.50s (0)
3 MAJORDOIT	2	1.2m	2:14.59	56.84s (1)	29.46s (1)
4 BEEF CITY BLAZE	3	2.4m	2:14.69	55.98s (1)	28.53s (1)
8 KURAHAUPO GAMBLER	4	8.5m	2:15.16	56.74s (1)	29.35s (1)
6 ALE ALE KAI	5	11.6m	2:15.40	57.06s (0)	29.12s (0)
7 SPRINGFIELD SPIRIT	6	11.8m	2:15.41	57.30s (1)	29.84s (0)
1 MAKE MINE JOE	7	15.5m	2:15.70	57.63s (0)	29.74s (0)
5 SO BOBS YOUR UNCLE	8	25.2m	2:16.45	57.71s (0)	29.73s (0)

Finish Position and metres gained from 800m



Sectionals
Powered by

PJ HARNESS ANALYSER **NEW**

Learn the power of sectionals

Check us out at www.pjdata.com.au

The Racing Queensland Board (trading as Racing Queensland) and provider are not responsible for the completeness or accuracy of any of the information contained herein, and makes no representations about its suitability for any purpose.