

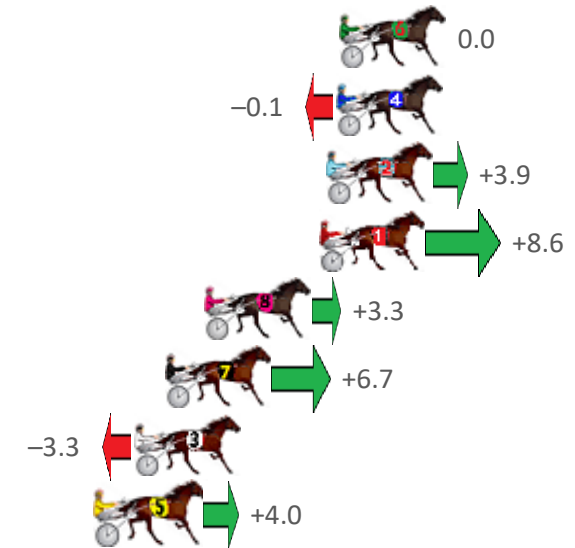
Redcliffe Race 1 Distance 1780m

Wednesday, 2 December 2020

Gross Time: 2:11.60 MileRate: 1:58.90 LeadTime: 11.20s First Qtr: 31.70s Second Qtr: 31.30s Third Qtr: 28.40s Fourth Qtr: 29.00s

NoHorse	Plc	Margin	Time	800Time (W)	400 Time (W)
6 HURRICANE ROY	1	0.0m	2:11.60	57.40s (1)	29.00s (1)
4 BREACH THE BEACH	2	0.1m	2:11.61	57.41s (0)	28.89s (0)
2 BURMACH	3	0.5m	2:11.64	57.12s (1)	28.66s (1)
1 TUAPEKA LIGHT	4	0.8m	2:11.66	56.79s (0)	28.26s (0)
8 ARBIT MAJOR	5	5.3m	2:12.00	57.16s (1)	28.68s (1)
7 HIGHVIEW FREDDY	6	6.9m	2:12.13	56.92s (0)	28.36s (0)
3 JEROSH	7	8.1m	2:12.22	57.64s (0)	29.11s (0)
5 CONVAIR HUSTLER	8	9.6m	2:12.33	57.11s (1)	28.60s (1)

Finish Position and metres gained from 800m



Sectionals
Powered by

PJ HARNESS ANALYSER **NEW**

Learn the power of sectionals

Check us out at www.pjdata.com.au

The Racing Queensland Board (trading as Racing Queensland) and provider are not responsible for the completeness or accuracy of any of the information contained herein, and makes no representations about its suitability for any purpose.

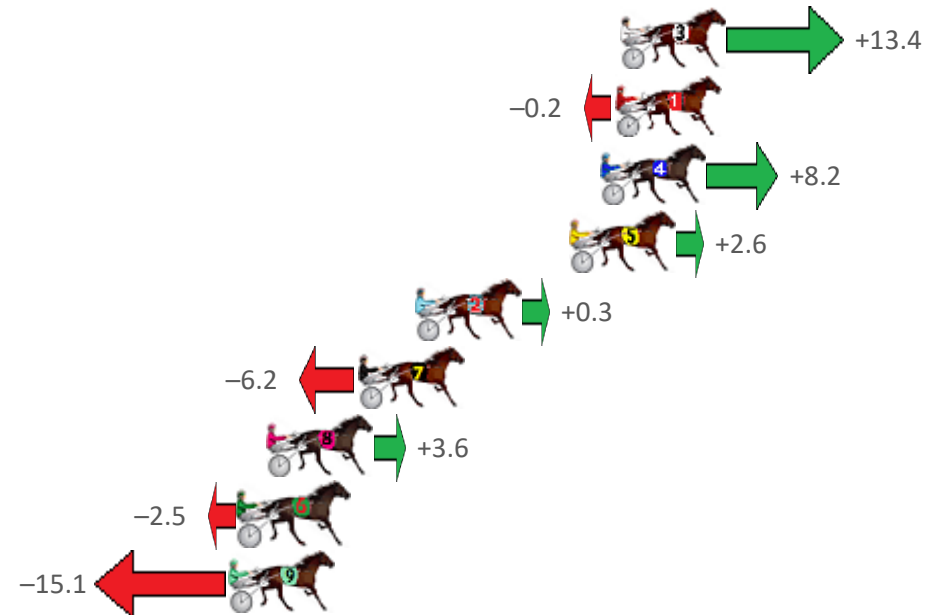
Redcliffe Race 2 Distance 1780m

Wednesday, 2 December 2020

Gross Time: 2:12.30 MileRate: 1:59.60 LeadTime: 11.50s First Qtr: 28.70s Second Qtr: 32.30s Third Qtr: 29.90s Fourth Qtr: 29.90s

NoHorse	Plc	Margin	Time	800Time (W)	400 Time (W)
3 MOLLYS SECRET	1	0.0m	2:12.30	58.80s (1)	29.11s (2)
1 MAYWYNS JEWEL	2	0.2m	2:12.32	59.81s (0)	29.91s (0)
4 KIAMASROSIE	3	0.8m	2:12.36	59.19s (1)	29.48s (2)
5 A KERRY MAN	4	2.0m	2:12.46	59.61s (1)	29.89s (2)
2 MISTER FINNIGAN	5	8.1m	2:12.93	59.78s (0)	29.82s (0)
7 TAJIE BABY	6	10.4m	2:13.11	60.26s (0)	30.35s (0)
8 SUBTLE ADVICE	7	14.0m	2:13.40	59.53s (1)	30.26s (1)
6 SLINGSHOT	8	15.1m	2:13.48	59.99s (0)	30.70s (1)
9 MIZZADELE	9	15.5m	2:13.51	60.92s (1)	30.04s (1)

Finish Position and metres gained from 800m



Sectionals
Powered by

PJ HARNESS ANALYSER **NEW**

Learn the power of sectionals

Check us out at www.pjdata.com.au

The Racing Queensland Board (trading as Racing Queensland) and provider are not responsible for the completeness or accuracy of any of the information contained herein, and makes no representations about its suitability for any purpose.

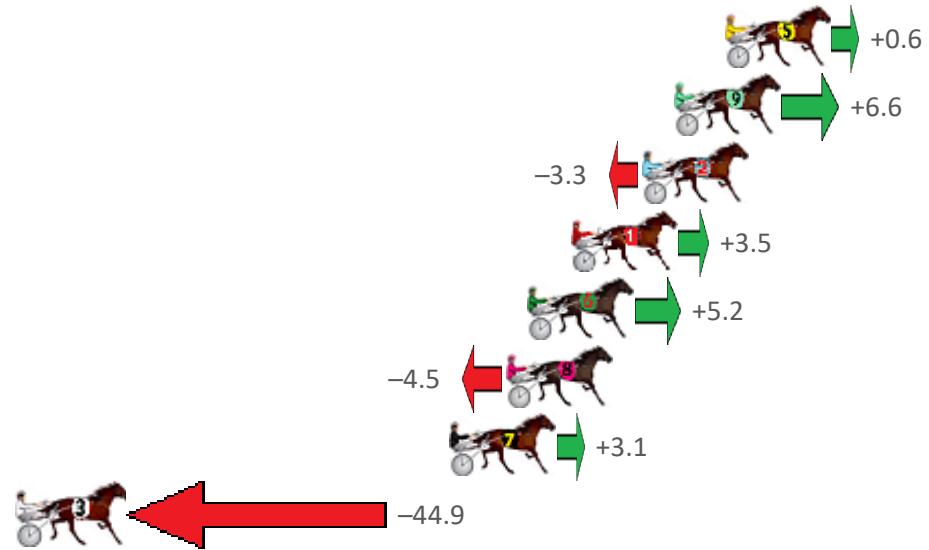
Redcliffe Race 3 Distance 2040m

Wednesday, 2 December 2020

Gross Time: 2:29.70 MileRate: 1:58.10 LeadTime: 29.80s First Qtr: 30.30s Second Qtr: 30.80s Third Qtr: 29.50s Fourth Qtr: 29.30s

NoHorse	Plc	Margin	Time	800Time (W)	400 Time (W)
5 BET IM SPECIAL	1	0.0m	2:29.70	58.76s (0)	29.30s (0)
9 LOYOLA TRIOS	2	2.0m	2:29.85	58.32s (1)	28.75s (2)
2 IDEAL TIGER	3	3.3m	2:29.95	59.04s (1)	29.48s (1)
1 ALI DOWNUNDER	4	6.1m	2:30.17	58.54s (0)	28.93s (0)
6 MISS KESHA	5	7.8m	2:30.30	58.42s (1)	28.83s (1)
8 SPRINGFIELD SPIRIT	6	8.7m	2:30.37	59.13s (1)	29.51s (1)
7 LA SAFRON	7	10.9m	2:30.54	58.57s (0)	28.72s (1)
3 BALLATOR THOR	8	49.9m	2:33.53	62.08s (0)	32.44s (0)

Finish Position and metres gained from 800m



Sectionals
Powered by

PJ HARNESS ANALYSER **NEW**

Learn the power of sectionals

Check us out at www.pjdata.com.au

The Racing Queensland Board (trading as Racing Queensland) and provider are not responsible for the completeness or accuracy of any of the information contained herein, and makes no representations about its suitability for any purpose.

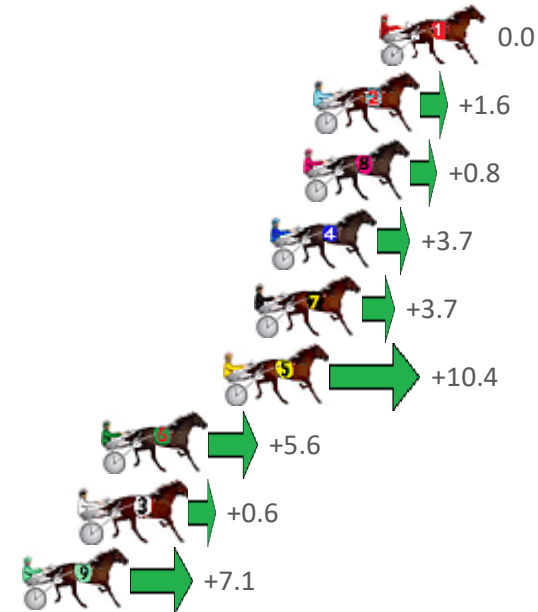
Redcliffe Race 4 Distance 1780m

Wednesday, 2 December 2020

Gross Time: 2:16.30 MileRate: 2:03.20 LeadTime: 11.20s First Qtr: 32.70s Second Qtr: 32.80s Third Qtr: 30.20s Fourth Qtr: 29.40s

NoHorse	Plc	Margin	Time	800Time (W)	400 Time (W)
1 GHOST GUM	1	0.0m	2:16.30	59.60s (0)	29.40s (0)
2 CARIBBEAN ROCKET	2	2.6m	2:16.50	59.48s (0)	29.24s (0)
8 TORQUE WRITER	3	3.0m	2:16.53	59.54s (1)	29.33s (1)
4 TORQUE TO THE MAX	4	4.3m	2:16.63	59.33s (1)	29.10s (1)
7 DUKE	5	4.9m	2:16.68	59.33s (0)	29.07s (0)
5 ALWAYS AT NIGHT	6	6.2m	2:16.78	58.83s (1)	29.39s (2)
6 BEYOND A SHADOW	7	11.0m	2:17.15	59.19s (0)	29.21s (0)
3 QUALITY TIME	8	11.8m	2:17.21	59.56s (1)	29.37s (2)
9 BARBOO	9	14.1m	2:17.39	59.07s (1)	29.41s (1)

Finish Position and metres gained from 800m



Sectionals
Powered by

PJ HARNESS ANALYSER **NEW**

Learn the power of sectionals

Check us out at www.pjdata.com.au

The Racing Queensland Board (trading as Racing Queensland) and provider are not responsible for the completeness or accuracy of any of the information contained herein, and makes no representations about its suitability for any purpose.

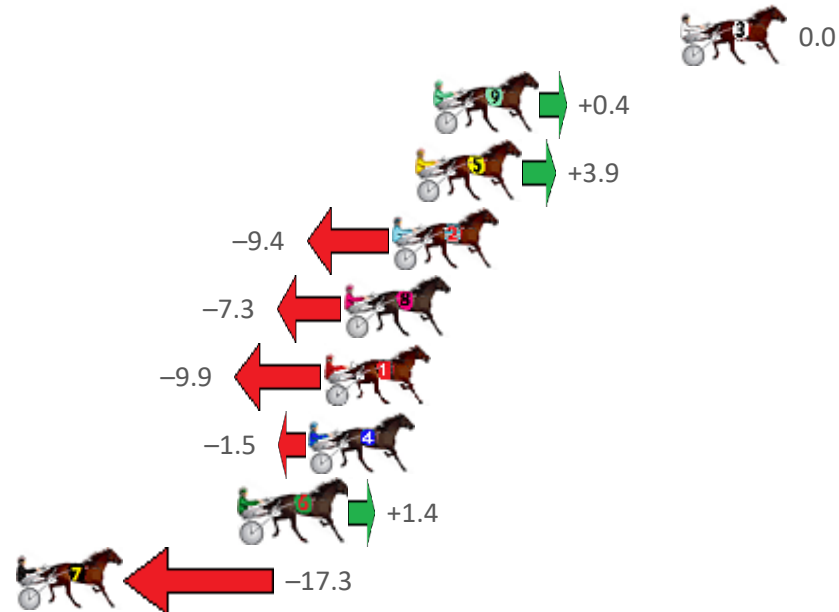
Redcliffe Race 5 Distance 1780m

Wednesday, 2 December 2020

Gross Time: 2:12.30 MileRate: 1:59.60 LeadTime: 11.30s First Qtr: 29.80s Second Qtr: 31.90s Third Qtr: 29.90s Fourth Qtr: 29.40s

NoHorse	Plc	Margin	Time	800Time (W)	400 Time (W)
3 HURRIKANE SPECIAL	1	0.0m	2:12.30	59.30s (0)	29.40s (0)
9 AROONA	2	9.8m	2:13.06	59.27s (1)	29.41s (2)
5 CANNAN	3	10.5m	2:13.11	59.01s (1)	29.13s (2)
2 BLACKJEWEL	4	11.4m	2:13.18	59.99s (1)	30.09s (1)
8 JAMAICAN RESORT	5	13.3m	2:13.33	59.84s (1)	29.89s (1)
1 MANOFLISA	6	14.1m	2:13.39	60.03s (0)	29.95s (0)
4 GIGANTIC JASPER	7	14.7m	2:13.43	59.41s (0)	29.45s (0)
6 BEEF CITY STARZZZ	8	17.4m	2:13.64	59.20s (1)	29.27s (1)
7 LITTLE ARROWS	9	26.3m	2:14.33	60.58s (0)	30.37s (1)

Finish Position and metres gained from 800m



Sectionals
Powered by

PJ HARNES ANALYSER **NEW**

Learn the power of sectionals

Check us out at www.pjdata.com.au

The Racing Queensland Board (trading as Racing Queensland) and provider are not responsible for the completeness or accuracy of any of the information contained herein, and makes no representations about its suitability for any purpose.

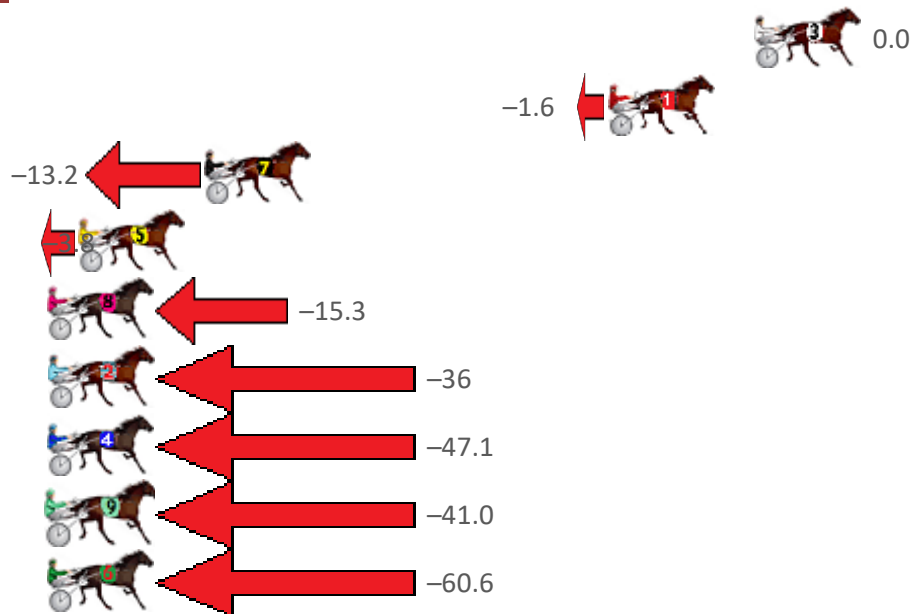
Redcliffe Race 6 Distance 2040m

Wednesday, 2 December 2020

Gross Time: 2:29.90 MileRate: 1:58.20 LeadTime: 30.80s First Qtr: 30.30s Second Qtr: 30.50s Third Qtr: 28.70s Fourth Qtr: 29.60s

NoHorse	Plc	Margin	Time	800Time (W)	400 Time (W)
3 ROUSEY	1	0.0m	2:29.90	58.30s (0)	29.60s (0)
1 ABERCROMBIE TAB	2	5.8m	2:30.35	58.42s (0)	29.69s (0)
7 GOSLING IN FLIGHT	3	21.8m	2:31.59	59.26s (0)	30.59s (1)
5 VOODOO FELLA	4	26.8m	2:31.98	58.58s (1)	29.78s (2)
8 HESLUVABLE	5	28.1m	2:32.08	59.41s (0)	30.64s (0)
2 CHUMP CHOP	6	49.0m	2:33.70	60.89s (1)	31.75s (0)
4 WESTERN SHOWGIRL	7	56.1m	2:34.25	61.71s (1)	32.24s (1)
9 PLAYING ARKABELLA	8	59.4m	2:34.51	61.27s (1)	32.10s (1)
6 RAGNAROK	9	86.6m	2:36.62	62.69s (0)	32.29s (0)

Finish Position and metres gained from 800m



Sectionals
Powered by

PJ HARNESS ANALYSER **NEW**

Learn the power of sectionals

Check us out at www.pjdata.com.au

The Racing Queensland Board (trading as Racing Queensland) and provider are not responsible for the completeness or accuracy of any of the information contained herein, and makes no representations about its suitability for any purpose.

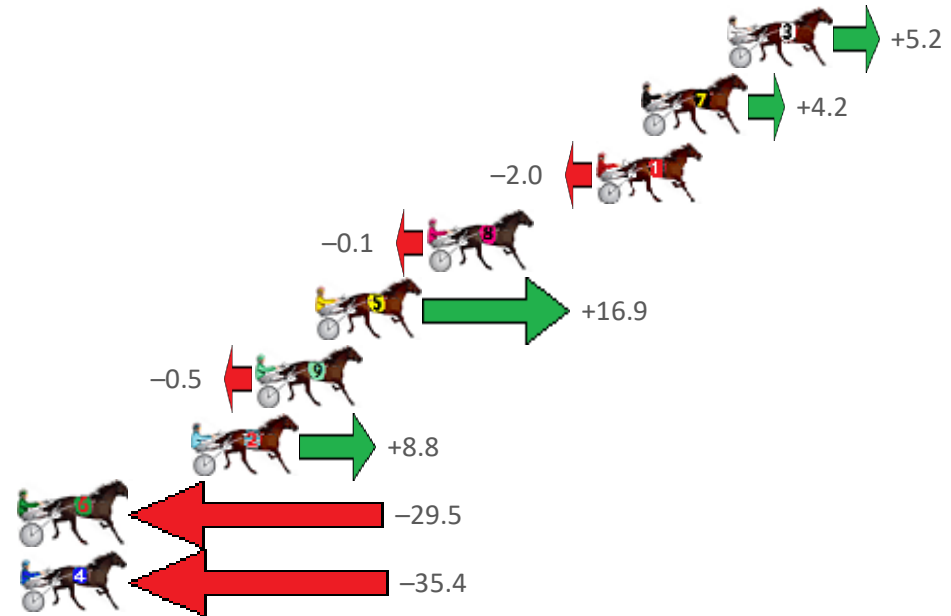
Redcliffe Race 7 Distance 1780m

Wednesday, 2 December 2020

Gross Time: 2:14.10 MileRate: 2:01.20 LeadTime: 11.50s First Qtr: 30.80s Second Qtr: 30.20s Third Qtr: 29.70s Fourth Qtr: 31.90s

NoHorse	Plc	Margin	Time	800Time (W)	400 Time (W)
3 AURORA ROSE	1	0.0m	2:14.10	61.20s (1)	31.44s (2)
7 OUR DOLLY	2	3.4m	2:14.38	61.28s (0)	31.74s (0)
1 SHESFEELINSPECIAL	3	5.2m	2:14.53	61.75s (0)	32.31s (0)
8 HURRIKANE KING	4	11.9m	2:15.09	61.61s (0)	32.03s (0)
5 SHEMOZZLE	5	16.3m	2:15.46	60.31s (0)	31.40s (0)
9 MELTON QUALITY	6	18.7m	2:15.66	61.64s (0)	32.08s (0)
2 SWEET SCOOT	7	21.2m	2:15.87	60.93s (1)	32.09s (1)
6 DIEGO DELGADO	8	29.5m	2:16.56	63.86s (1)	33.95s (1)
4 STAR OF THE ARTS	9	45.8m	2:17.92	64.31s (1)	34.49s (1)

Finish Position and metres gained from 800m



Sectionals
Powered by

PJ HARNES ANALYSER **NEW**

Learn the power of sectionals

Check us out at www.pjdata.com.au

The Racing Queensland Board (trading as Racing Queensland) and provider are not responsible for the completeness or accuracy of any of the information contained herein, and makes no representations about its suitability for any purpose.

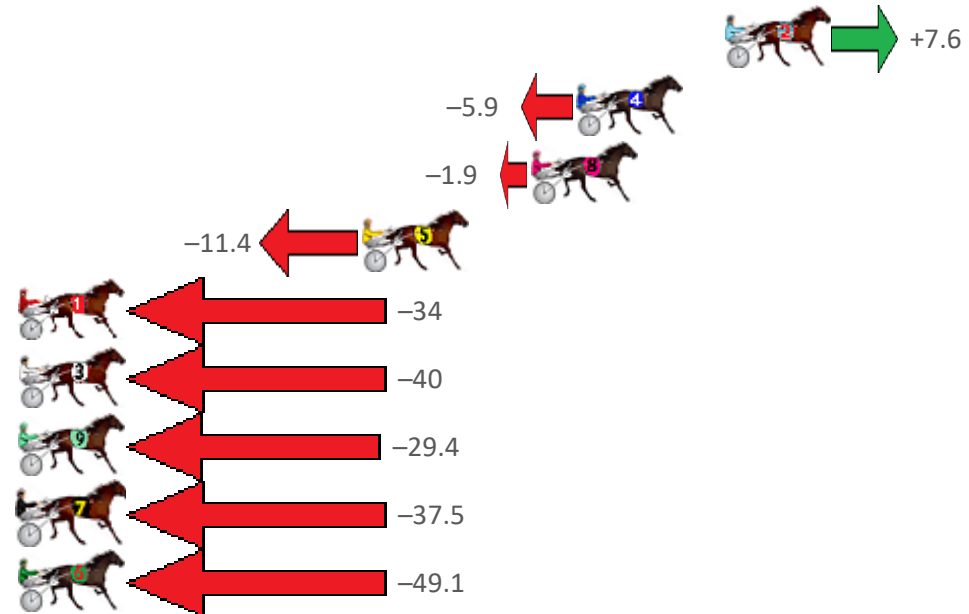
Redcliffe Race 8 Distance 1780m

Wednesday, 2 December 2020

Gross Time: 2:14.10 MileRate: 2:01.20 LeadTime: 11.70s First Qtr: 30.30s Second Qtr: 31.00s Third Qtr: 29.80s Fourth Qtr: 31.30s

NoHorse	Plc	Margin	Time	800Time (W)	400 Time (W)
2 VERMONT	1	0.0m	2:14.10	60.52s (1)	30.71s (1)
4 HURRIKANE KAT	2	5.9m	2:14.58	61.55s (0)	31.76s (0)
8 BAZIL BOY	3	7.7m	2:14.73	61.24s (2)	31.46s (2)
5 POPEYE RUSSELL	4	14.4m	2:15.28	61.97s (1)	32.20s (1)
1 CARIBBEAN BABY	5	43.5m	2:17.66	63.66s (0)	33.50s (1)
3 DIG DEEP	6	44.6m	2:17.75	64.12s (0)	34.01s (0)
9 BRISKET	7	49.0m	2:18.11	63.33s (0)	32.62s (0)
7 MYGEORGIE	8	67.5m	2:19.62	63.95s (0)	33.98s (1)
6 MELTON KILLARA	9	124.1m	2:24.25	64.83s (0)	33.95s (0)

Finish Position and metres gained from 800m



Sectionals
Powered by

PJ HARNES ANALYSER **NEW**

Learn the power of sectionals

Check us out at www.pjdata.com.au

The Racing Queensland Board (trading as Racing Queensland) and provider are not responsible for the completeness or accuracy of any of the information contained herein, and makes no representations about its suitability for any purpose.

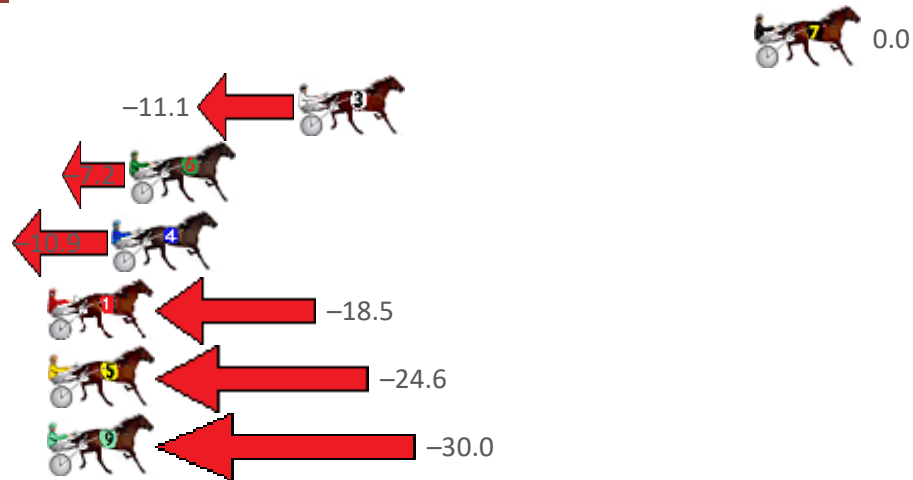
Redcliffe Race 9 Distance 1780m

Wednesday, 2 December 2020

Gross Time: 2:12.60 MileRate: 1:59.90 LeadTime: 11.50s First Qtr: 31.60s Second Qtr: 30.30s Third Qtr: 28.60s Fourth Qtr: 30.60s

No	Horse	Plc	Margin	Time	800Time (W)	400 Time (W)
7	GINA TARANTELLA	1	0.0m	2:12.60	59.20s (0)	30.60s (0)
3	FORTYFIVE ROCK	2	18.1m	2:14.05	60.02s (0)	31.44s (0)
6	MAKINMEFEELGOOD	3	24.8m	2:14.59	59.73s (0)	30.84s (0)
4	ELLE JAY	4	25.5m	2:14.64	60.00s (1)	30.85s (1)
1	POSER	5	31.3m	2:15.11	60.56s (0)	31.75s (0)
5	FEELING THE POWER	6	33.6m	2:15.29	61.01s (1)	31.85s (1)
9	REDDY FIRE	7	43.0m	2:16.04	61.41s (2)	32.00s (2)

Finish Position and metres gained from 800m



Sectionals
Powered by

PJ HARNES ANALYSER **NEW**

Learn the power of sectionals

Check us out at www.pjdata.com.au

The Racing Queensland Board (trading as Racing Queensland) and provider are not responsible for the completeness or accuracy of any of the information contained herein, and makes no representations about its suitability for any purpose.