

Albion Park Race 1 Distance 2138m

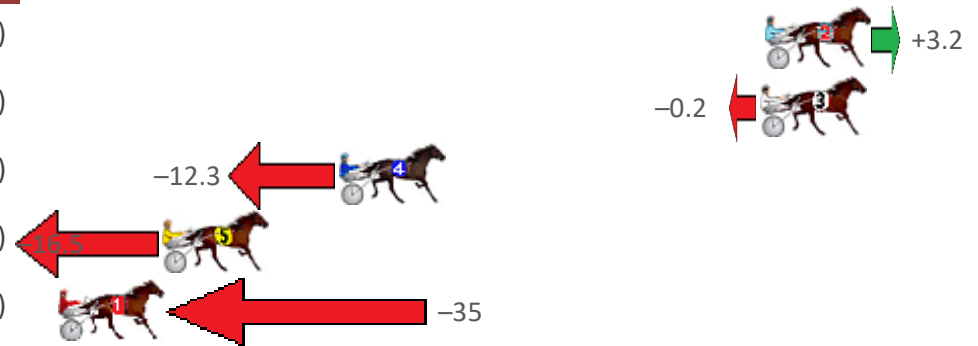
Tuesday, 8 December 2020

Gross Time: 2:51.50 MileRate: 2:09.10 LeadTime: 46.00s First Qtr: 32.90s Second Qtr: 30.90s Third Qtr: 30.70s Fourth Qtr: 31.00s

NoHorse	Plc	Margin	Time	800Time (W)	400 Time (W)
---------	-----	--------	------	-------------	--------------

2 HURRIKANE SPIRIT	1	0.0m	2:51.50	61.45s (1)	30.78s (1)
3 IGNITE	2	0.2m	2:51.52	61.72s (0)	31.02s (0)
4 FIRST OFFENCE	3	16.9m	2:52.87	62.64s (0)	31.73s (0)
5 NO LOVE ABOUT IT	4	23.9m	2:53.44	62.97s (1)	32.21s (1)
1 DOUBLETAP	5	104.5m	2:59.97	64.35s (0)	33.27s (0)

Finish Position and metres gained from 800m



Sectionals
Powered by

PJ HARNESS ANALYSER **NEW**

Learn the power of sectionals

Check us out at www.pjdata.com.au

PJ Data

The Racing Queensland Board (trading as Racing Queensland) and provider are not responsible for the completeness or accuracy of any of the information contained herein, and makes no representations about its suitability for any purpose.

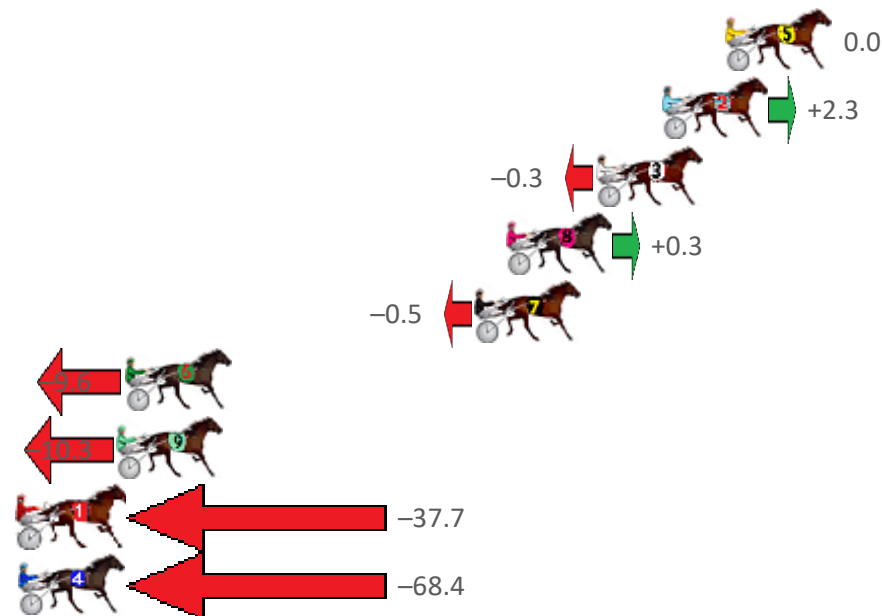
Albion Park Race 2 Distance 2138m

Tuesday, 8 December 2020

Gross Time: 2:46.10 MileRate: 2:04.40 LeadTime: 43.90s First Qtr: 32.50s Second Qtr: 30.20s Third Qtr: 30.10s Fourth Qtr: 29.40s

No	Horse	Plc	Margin	Time	800Time (W)	400 Time (W)
5	JANSSON	1	0.0m	2:46.10	59.50s (0)	29.40s (0)
2	DOWN UNDER RORS	2	2.5m	2:46.29	59.33s (0)	29.25s (0)
3	I ASKED NICELY	3	5.1m	2:46.49	59.52s (1)	29.73s (1)
8	HEART OF CHANGE	4	8.7m	2:46.77	59.48s (0)	29.36s (0)
7	AVEROSS DON	5	9.9m	2:46.86	59.54s (1)	29.74s (1)
6	THE REAPER	6	23.8m	2:47.93	60.21s (1)	30.38s (1)
9	SCORCHED	7	24.1m	2:47.96	60.26s (0)	30.15s (0)
1	CHASING GREAT	8	87.7m	2:52.86	62.29s (0)	31.42s (0)
4	STEVES STAR	9	188.4m	3:00.62	64.56s (0)	32.21s (0)

Finish Position and metres gained from 800m



Sectionals
Powered by

PJ HARNESS ANALYSER **NEW**

Learn the power of sectionals

Check us out at www.pjdata.com.au

The Racing Queensland Board (trading as Racing Queensland) and provider are not responsible for the completeness or accuracy of any of the information contained herein, and makes no representations about its suitability for any purpose.

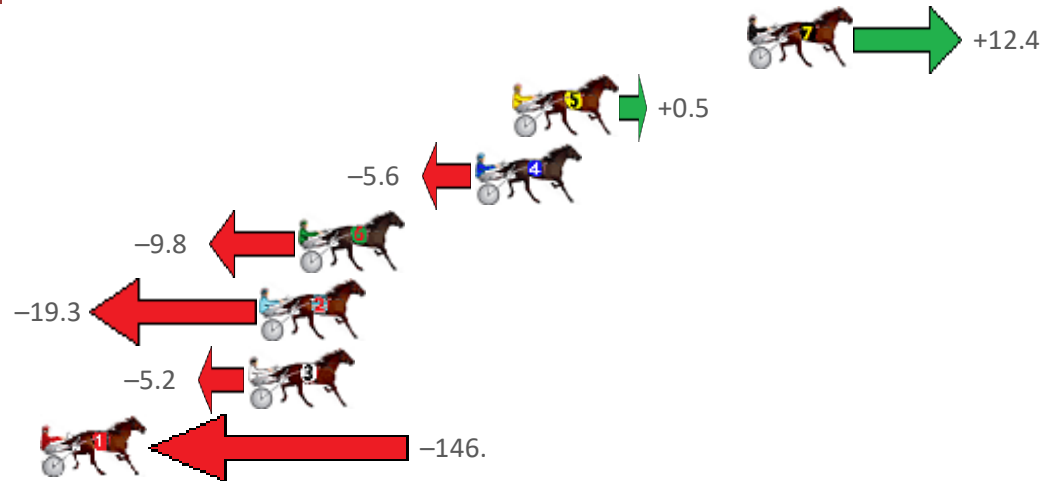
Albion Park Race 3 Distance 2138m

Tuesday, 8 December 2020

Gross Time: 2:42.70 MileRate: 2:01.30 LeadTime: 43.70s First Qtr: 29.90s Second Qtr: 29.40s Third Qtr: 29.80s Fourth Qtr: 29.90s

NoHorse	Plc	Margin	Time	800Time (W)	400 Time (W)
7 GREG THE GREAT	1	0.0m	2:42.70	58.78s (1)	29.20s (2)
5 IM THE COMMANDO	2	9.3m	2:43.43	59.66s (0)	30.23s (0)
4 KINGDOM COME	3	10.8m	2:43.55	60.12s (0)	30.70s (0)
6 NORTHERN MUSCLE	4	17.8m	2:44.09	60.43s (1)	30.85s (2)
2 MAJESTIC ESS JAY	5	19.3m	2:44.21	61.13s (0)	31.05s (1)
3 MELPARK MAGIC	6	19.8m	2:44.25	60.09s (0)	30.48s (0)
1 IN THE VALLEY	7	296.2m	3:05.90	70.55s (0)	35.56s (0)

Finish Position and metres gained from 800m



Sectionals
Powered by

PJ HARNES ANALYSER **NEW**

Learn the power of sectionals

Check us out at www.pjdata.com.au

The Racing Queensland Board (trading as Racing Queensland) and provider are not responsible for the completeness or accuracy of any of the information contained herein, and makes no representations about its suitability for any purpose.

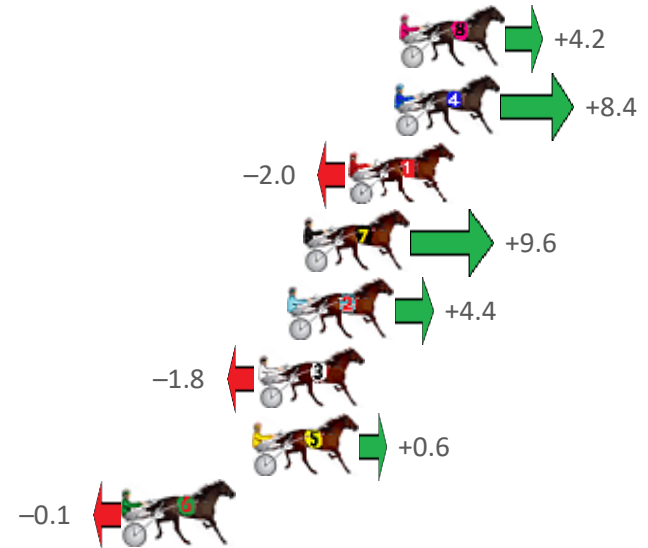
Albion Park Race 4 Distance 1660m

Tuesday, 8 December 2020

Gross Time: 2:03.00 MileRate: 1:59.30 LeadTime: 3.50s First Qtr: 30.00s Second Qtr: 29.00s Third Qtr: 30.20s Fourth Qtr: 30.30s

NoHorse	Plc	Margin	Time	800Time (W)	400 Time (W)
8 MONTANA PRIDE	1	0.0m	2:03.00	60.18s (0)	29.98s (0)
4 MELTON INSULTED	2	0.2m	2:03.02	59.87s (0)	29.62s (0)
1 BAILEYS WITH LEGS	3	2.0m	2:03.16	60.65s (0)	30.45s (0)
7 WHATA OPTIMIST	4	3.8m	2:03.30	59.78s (1)	29.64s (1)
2 MONTANA MYSTIQUE	5	4.4m	2:03.35	60.17s (1)	30.00s (1)
3 BELLAVICTREE	6	5.6m	2:03.44	60.64s (1)	30.50s (1)
5 CATCH PHRASE	7	5.8m	2:03.46	60.45s (2)	30.25s (2)
6 CEEYEAYE	8	10.9m	2:03.86	60.51s (2)	30.32s (2)

Finish Position and metres gained from 800m



Sectionals
Powered by

PJ HARNESS ANALYSER **NEW**

Learn the power of sectionals

Check us out at www.pjdata.com.au

The Racing Queensland Board (trading as Racing Queensland) and provider are not responsible for the completeness or accuracy of any of the information contained herein, and makes no representations about its suitability for any purpose.

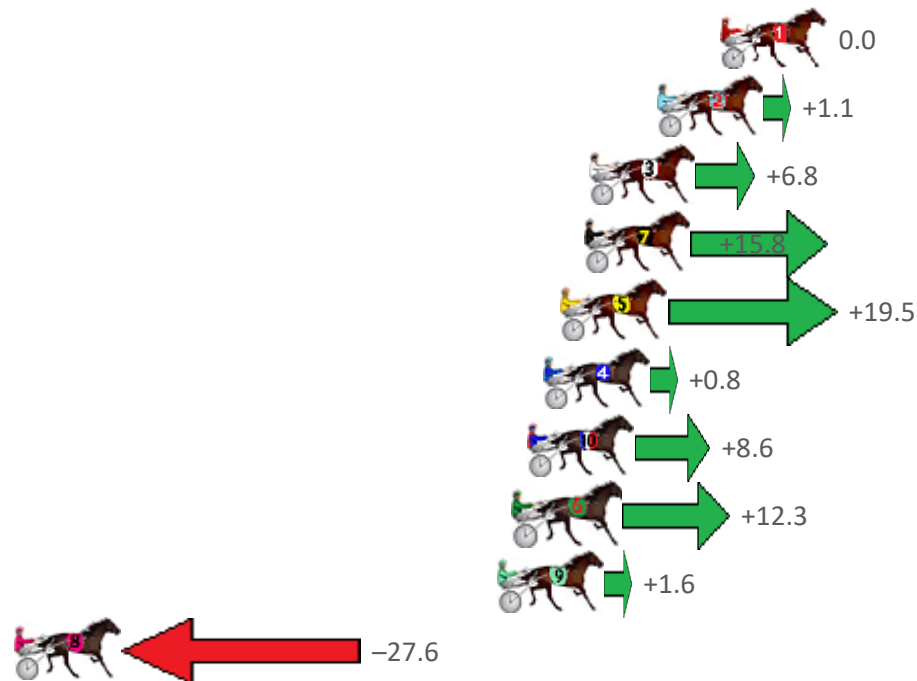
Albion Park Race 5 Distance 1660m

Tuesday, 8 December 2020

Gross Time: 2:00.40 MileRate: 1:56.70 LeadTime: 3.50s First Qtr: 29.40s Second Qtr: 29.20s Third Qtr: 29.30s Fourth Qtr: 29.00s

NoHorse	Plc	Margin	Time	800Time (W)	400 Time (W)
1 ONLYSBEST	1	0.0m	2:00.40	58.30s (0)	29.00s (0)
2 BONDI SHAKE	2	2.5m	2:00.59	58.22s (1)	29.11s (1)
3 COPPICE	3	5.2m	2:00.80	57.81s (1)	28.48s (1)
7 FLAME LADY	4	5.4m	2:00.81	57.16s (2)	29.10s (2)
5 SHEZALUCKYLADY	5	6.3m	2:00.88	56.89s (2)	28.83s (2)
4 SIR SEMPER FIDELIS	6	7.0m	2:00.93	58.24s (1)	28.94s (0)
10 FEEL THE THUNDER	7	7.6m	2:00.98	57.68s (1)	28.25s (2)
6 UTELLA	8	8.1m	2:01.02	57.41s (1)	28.65s (2)
9 THE RAGNBONE MAN	9	8.8m	2:01.07	58.18s (0)	28.42s (1)
8 WESTERN SHOWGIRL	10	32.4m	2:02.87	60.30s (0)	30.47s (0)

Finish Position and metres gained from 800m



Sectionals
Powered by

PJ HARNESS ANALYSER **NEW**

Learn the power of sectionals

Check us out at www.pjdata.com.au

The Racing Queensland Board (trading as Racing Queensland) and provider are not responsible for the completeness or accuracy of any of the information contained herein, and makes no representations about its suitability for any purpose.

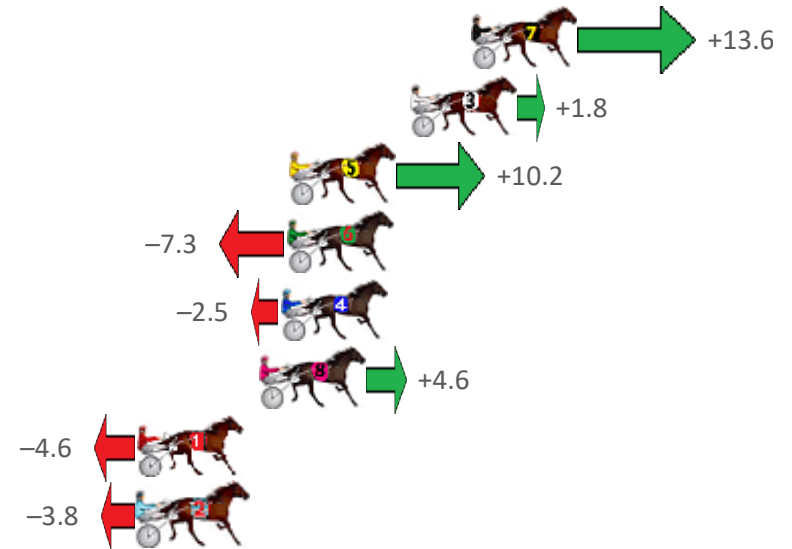
Albion Park Race 6 Distance 2138m

Tuesday, 8 December 2020

Gross Time: 2:34.80 MileRate: 1:56.50 LeadTime: 36.90s First Qtr: 30.10s Second Qtr: 29.80s Third Qtr: 29.20s Fourth Qtr: 28.80s

NoHorse	Plc	Margin	Time	800Time (W)	400 Time (W)
7 SAM IS PERFECTION	1	0.0m	2:34.80	57.02s (1)	27.77s (1)
3 FEEL THE REIGN	2	2.4m	2:34.98	57.87s (0)	28.64s (0)
5 MARK DENNIS	3	7.2m	2:35.34	57.26s (0)	27.98s (1)
6 SABRAGE	4	7.3m	2:35.35	58.53s (0)	29.32s (0)
4 INTRANSIT	5	7.5m	2:35.37	58.18s (1)	28.95s (1)
8 CHANTREY	6	8.4m	2:35.44	57.67s (0)	28.27s (0)
1 IDEAL SITUATION	7	13.2m	2:35.80	58.33s (0)	28.93s (0)
2 WATTLEBANK FLYER	8	13.2m	2:35.80	58.27s (1)	29.01s (1)

Finish Position and metres gained from 800m



Sectionals
Powered by

PJ HARNESS ANALYSER **NEW**
Learn the power of sectionals
Check us out at www.pjdata.com.au



The Racing Queensland Board (trading as Racing Queensland) and provider are not responsible for the completeness or accuracy of any of the information contained herein, and makes no representations about its suitability for any purpose.

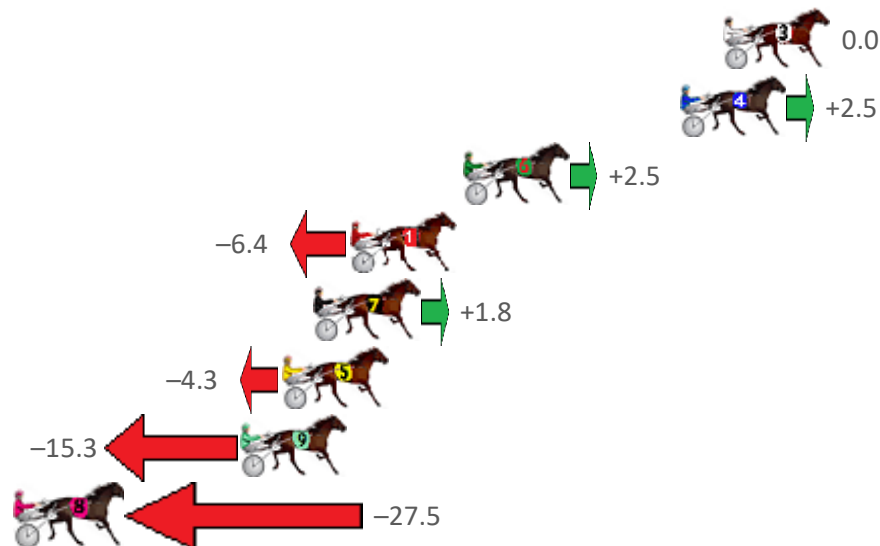
Albion Park Race 7 Distance 2138m

Tuesday, 8 December 2020

Gross Time: 2:36.20 MileRate: 1:57.60 LeadTime: 36.40s First Qtr: 30.10s Second Qtr: 30.30s Third Qtr: 29.90s Fourth Qtr: 29.50s

NoHorse	Plc	Margin	Time	800Time (W)	400 Time (W)
3 ALLSTAR SEA	1	0.0m	2:36.20	59.40s (0)	29.50s (0)
4 DESPONDENT	2	1.7m	2:36.33	59.22s (0)	29.33s (0)
6 IFOUNDTHEBEACH	3	10.3m	2:37.00	59.22s (0)	29.45s (0)
1 LANCELOT BROMAC	4	14.8m	2:37.34	59.87s (0)	30.00s (1)
7 VIEWBYTHEROCK	5	16.2m	2:37.45	59.27s (1)	30.12s (2)
5 ALL GOOD WALLY	6	17.5m	2:37.55	59.72s (1)	29.73s (2)
9 ROCKS OR DIAMONDS	7	19.1m	2:37.68	60.53s (1)	30.62s (1)
8 SONNY ORLANDO	8	36.3m	2:39.01	61.43s (1)	31.28s (1)

Finish Position and metres gained from 800m



Sectionals
Powered by

PJ HARNESS ANALYSER **NEW**

Learn the power of sectionals

Check us out at www.pjdata.com.au

The Racing Queensland Board (trading as Racing Queensland) and provider are not responsible for the completeness or accuracy of any of the information contained herein, and makes no representations about its suitability for any purpose.

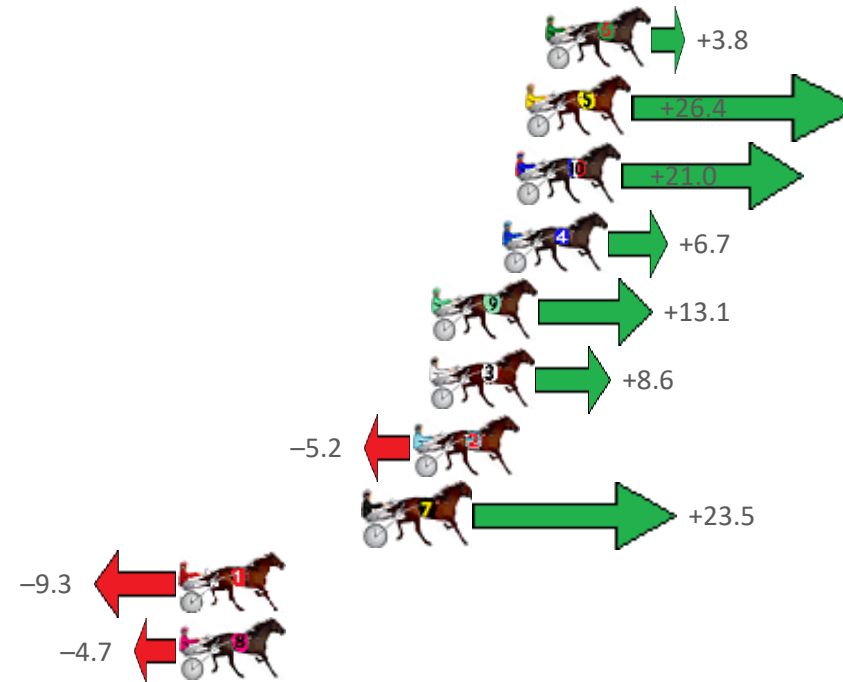
Albion Park Race 8 Distance 1660m

Tuesday, 8 December 2020

Gross Time: 2:00.40 MileRate: 1:56.70 LeadTime: 3.60s First Qtr: 28.50s Second Qtr: 29.70s Third Qtr: 29.10s Fourth Qtr: 29.50s

NoHorse	Plc	Margin	Time	800Time (W)	400 Time (W)
6 GOTTA MOMENT	1	0.0m	2:00.40	58.32s (1)	29.37s (1)
5 COULDNTELLYA	2	0.8m	2:00.46	56.68s (1)	28.58s (2)
10 OUR RIDGY DIDGE	3	1.2m	2:00.49	57.07s (1)	28.96s (2)
4 MOTU AMETHYST	4	1.7m	2:00.53	58.11s (1)	29.18s (1)
9 MAN OF ACTION	5	4.5m	2:00.75	57.65s (1)	29.52s (2)
3 RECIPE FOR DREAMING	6	4.6m	2:00.76	57.97s (1)	29.05s (1)
2 LITTLELIONELJAMES	7	5.2m	2:00.80	58.98s (0)	29.88s (0)
7 STUDLEIGH STRIDE	8	7.1m	2:00.95	56.89s (0)	28.86s (1)
1 ARK ME	9	14.5m	2:01.52	59.28s (0)	30.12s (0)
8 OUR FRIEND	10	14.5m	2:01.52	58.94s (0)	29.77s (0)

Finish Position and metres gained from 800m



Sectionals
Powered by

PJ HARNESS ANALYSER **NEW**

Learn the power of sectionals

Check us out at www.pjdata.com.au

The Racing Queensland Board (trading as Racing Queensland) and provider are not responsible for the completeness or accuracy of any of the information contained herein, and makes no representations about its suitability for any purpose.

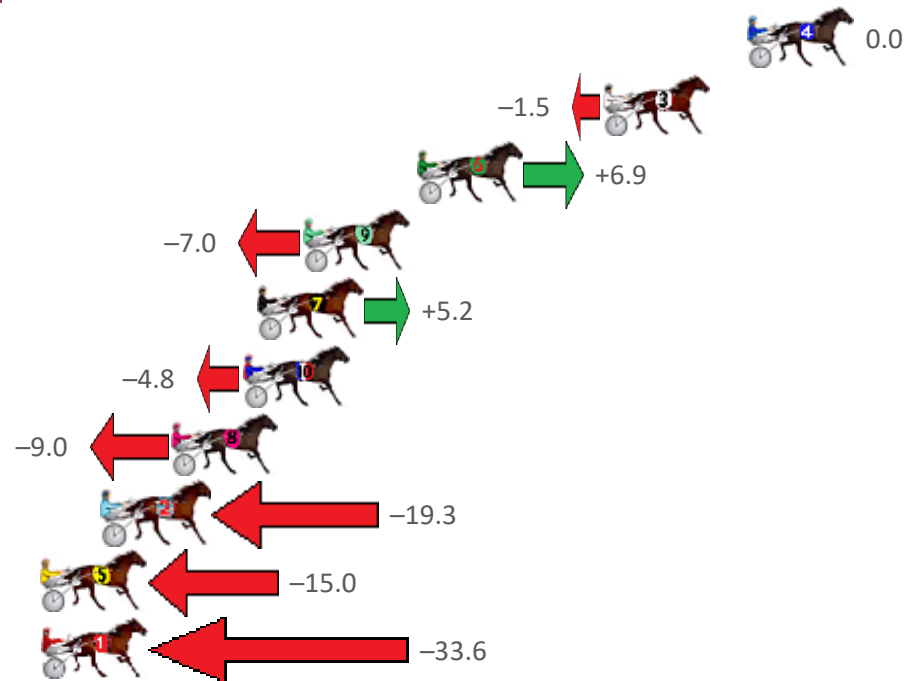
Albion Park Race 9 Distance 1660m

Tuesday, 8 December 2020

Gross Time: 1:57.00 MileRate: 1:53.50 LeadTime: 3.40s First Qtr: 28.20s Second Qtr: 29.50s Third Qtr: 28.40s Fourth Qtr: 27.50s

NoHorse	Plc	Margin	Time	800Time (W)	400 Time (W)
4 WINKANDITSOVER	1	0.0m	1:57.00	55.90s (0)	27.50s (0)
3 RUN BOY RUN	2	5.7m	1:57.41	56.00s (0)	27.58s (0)
6 ROYAL LINCOLN	3	13.1m	1:57.95	55.42s (1)	27.60s (2)
9 PSYCHEDELIC	4	17.6m	1:58.27	56.39s (1)	27.98s (0)
7 SMITHSTARS LEXUS	5	19.4m	1:58.40	55.54s (1)	27.75s (2)
10 SAINT KILDA BEACH	6	20.0m	1:58.45	56.23s (1)	28.38s (2)
8 SO KOOL MASTER	7	22.8m	1:58.65	56.53s (0)	27.92s (1)
2 JAMES DEAN	8	25.5m	1:58.85	57.24s (1)	28.59s (1)
5 OUR BONDI BEACH	9	35.8m	1:59.59	56.94s (0)	28.32s (0)
1 GASMONKEY	10	43.2m	2:00.13	58.23s (0)	29.14s (0)

Finish Position and metres gained from 800m



Sectionals
Powered by

PJ HARNES ANALYSER **NEW**

Learn the power of sectionals

Check us out at www.pjdata.com.au

The Racing Queensland Board (trading as Racing Queensland) and provider are not responsible for the completeness or accuracy of any of the information contained herein, and makes no representations about its suitability for any purpose.

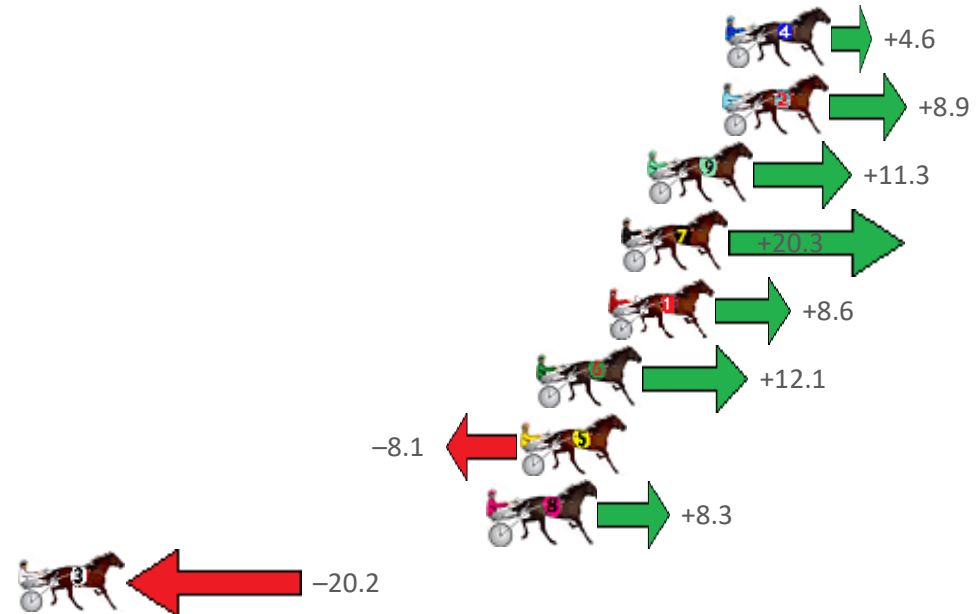
Albion Park Race 10 Distance 1660m

Tuesday, 8 December 2020

Gross Time: 1:57.50 MileRate: 1:53.90 LeadTime: 3.30s First Qtr: 27.10s Second Qtr: 28.90s Third Qtr: 29.20s Fourth Qtr: 29.00s

NoHorse	Plc	Margin	Time	800Time (W)	400 Time (W)
4 SMOKEY QUARTZ	1	0.0m	1:57.50	57.87s (0)	28.67s (0)
2 LITTLE CHANGE	2	0.1m	1:57.51	57.56s (0)	28.37s (0)
9 INVINCIBLE LOXTON	3	3.1m	1:57.74	57.38s (1)	28.78s (1)
7 SIR JULIAN	4	4.1m	1:57.81	56.73s (1)	27.88s (1)
1 OYSTER STRIDE	5	4.6m	1:57.85	57.58s (0)	28.24s (2)
6 ARTHUR LOWE	6	7.5m	1:58.07	57.32s (1)	27.98s (2)
5 AT WEST POINT	7	8.1m	1:58.12	58.79s (0)	29.58s (0)
8 SPIKE BROMAC	8	9.3m	1:58.21	57.60s (0)	28.69s (0)
3 COMPLY OR DIE	9	30.0m	1:59.78	59.66s (1)	30.14s (1)

Finish Position and metres gained from 800m



Sectionals
Powered by

PJ HARNESS ANALYSER **NEW**

Learn the power of sectionals

Check us out at www.pjdata.com.au

The Racing Queensland Board (trading as Racing Queensland) and provider are not responsible for the completeness or accuracy of any of the information contained herein, and makes no representations about its suitability for any purpose.