

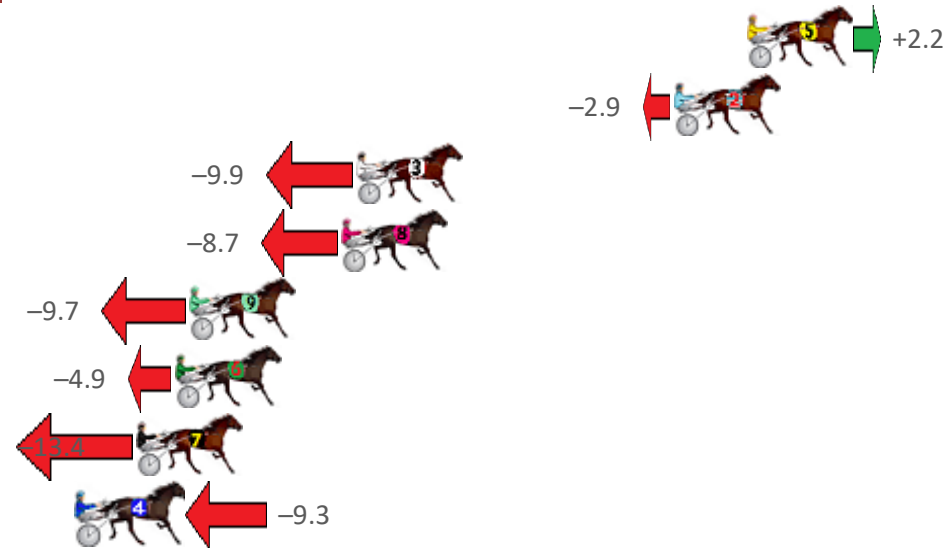
Redcliffe Race 1 Distance 1780m

Thursday, 10 December 2020

Gross Time: 2:14.80 MileRate: 2:01.90 LeadTime: 11.50s First Qtr: 32.40s Second Qtr: 31.60s Third Qtr: 29.50s Fourth Qtr: 29.80s

No	Horse	Plc	Margin	Time	800Time (W)	400 Time (W)
5	REGINA ELENA	1	0.0m	2:14.80	59.14s (1)	29.76s (1)
2	LEFT IN THE WIND	2	2.9m	2:15.03	59.51s (0)	30.01s (0)
3	ROCK STAR BABE	3	15.5m	2:16.01	60.03s (0)	30.62s (0)
8	OUR DOLLY	4	16.1m	2:16.06	59.94s (1)	30.01s (0)
9	LITTLE AUCKLAND	5	22.1m	2:16.53	60.01s (1)	30.18s (2)
6	MELTON QUALITY	6	22.7m	2:16.57	59.66s (1)	29.97s (1)
7	DONT YOU BE NAUGHTY	7	24.2m	2:16.69	60.29s (0)	31.01s (1)
4	SWEET SCOOT	8	26.5m	2:16.87	59.99s (0)	30.27s (0)

Finish Position and metres gained from 800m



Sectionals
Powered by

PJ HARNESS ANALYSER **NEW**

Learn the power of sectionals

Check us out at www.pjdata.com.au

The Racing Queensland Board (trading as Racing Queensland) and provider are not responsible for the completeness or accuracy of any of the information contained herein, and makes no representations about its suitability for any purpose.

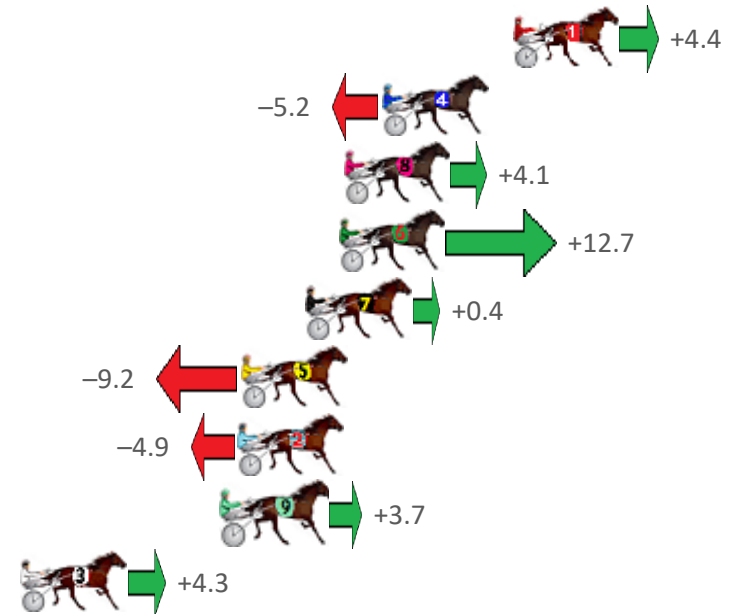
Redcliffe Race 2 Distance 1780m

Thursday, 10 December 2020

Gross Time: 2:15.20 MileRate: 2:02.20 LeadTime: 12.00s First Qtr: 32.40s Second Qtr: 31.40s Third Qtr: 30.30s Fourth Qtr: 29.10s

NoHorse	Plc	Margin	Time	800Time (W)	400 Time (W)
1 BRONSKI MACARENA	1	0.0m	2:15.20	59.08s (0)	28.80s (0)
4 ELLE JAY	2	5.2m	2:15.60	59.78s (0)	29.48s (0)
8 TICK OF THE CLOCK	3	6.7m	2:15.71	59.10s (1)	29.32s (2)
6 ALWAYS AT NIGHT	4	6.9m	2:15.73	58.46s (1)	29.21s (3)
7 DARBY BRIGHTS	5	8.2m	2:15.83	59.37s (0)	29.09s (0)
5 RAYONG PRINCESS	6	10.8m	2:16.02	60.08s (1)	29.77s (1)
2 TURN TURN FLYER	7	10.9m	2:16.03	59.76s (1)	29.45s (1)
9 ILLBEWATCHING	8	11.5m	2:16.08	59.13s (1)	29.30s (2)
3 SCHOOPY	9	19.5m	2:16.69	59.08s (1)	29.63s (3)

Finish Position and metres gained from 800m



Sectionals
Powered by

PJ HARNESS ANALYSER **NEW**

Learn the power of sectionals

Check us out at www.pjdata.com.au

The Racing Queensland Board (trading as Racing Queensland) and provider are not responsible for the completeness or accuracy of any of the information contained herein, and makes no representations about its suitability for any purpose.

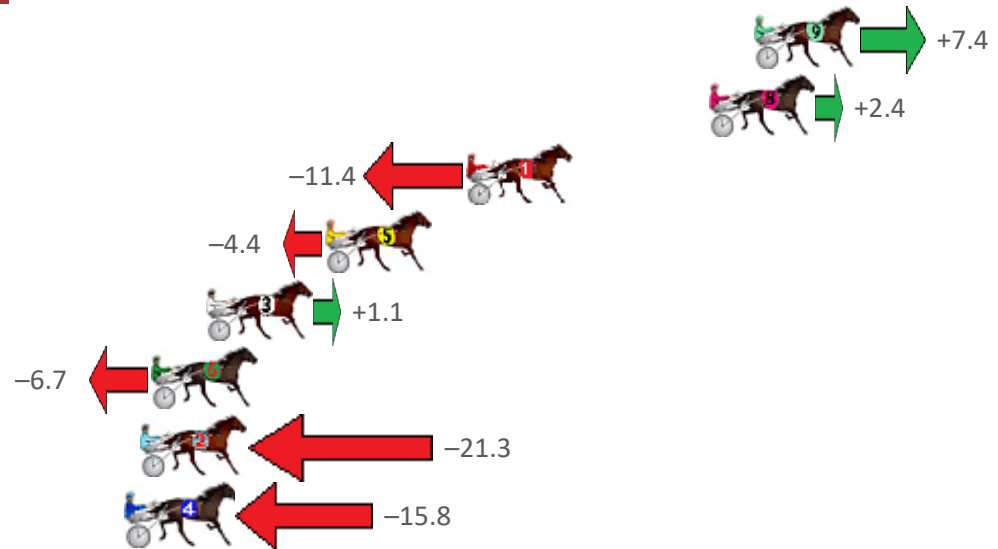
Redcliffe Race 3 Distance 1780m

Thursday, 10 December 2020

Gross Time: 2:13.60 MileRate: 2:00.80 LeadTime: 11.30s First Qtr: 31.10s Second Qtr: 31.10s Third Qtr: 29.80s Fourth Qtr: 30.30s

NoHorse	Plc	Margin	Time	800Time (W)	400 Time (W)
9 RAINBOW STYLING	1	0.0m	2:13.60	59.55s (1)	30.30s (1)
8 IMA REGAL JET	2	1.8m	2:13.74	59.92s (0)	29.98s (1)
1 WILD ABOUT TOWN	3	11.4m	2:14.50	60.95s (0)	30.90s (0)
5 TEACHERS PET	4	17.0m	2:14.95	60.43s (1)	30.81s (3)
3 REGALIA	5	21.7m	2:15.32	60.02s (0)	30.62s (0)
6 CHEYENNE AUTUMN	6	23.9m	2:15.50	60.60s (1)	31.00s (1)
2 IM ISABELLA	7	24.3m	2:15.53	61.69s (1)	31.41s (2)
4 MAGHERA MAGGIE	8	24.8m	2:15.57	61.28s (0)	31.29s (0)

Finish Position and metres gained from 800m



Sectionals
Powered by

PJ HARNES ANALYSER **NEW**

Learn the power of sectionals

Check us out at www.pjdata.com.au

The Racing Queensland Board (trading as Racing Queensland) and provider are not responsible for the completeness or accuracy of any of the information contained herein, and makes no representations about its suitability for any purpose.

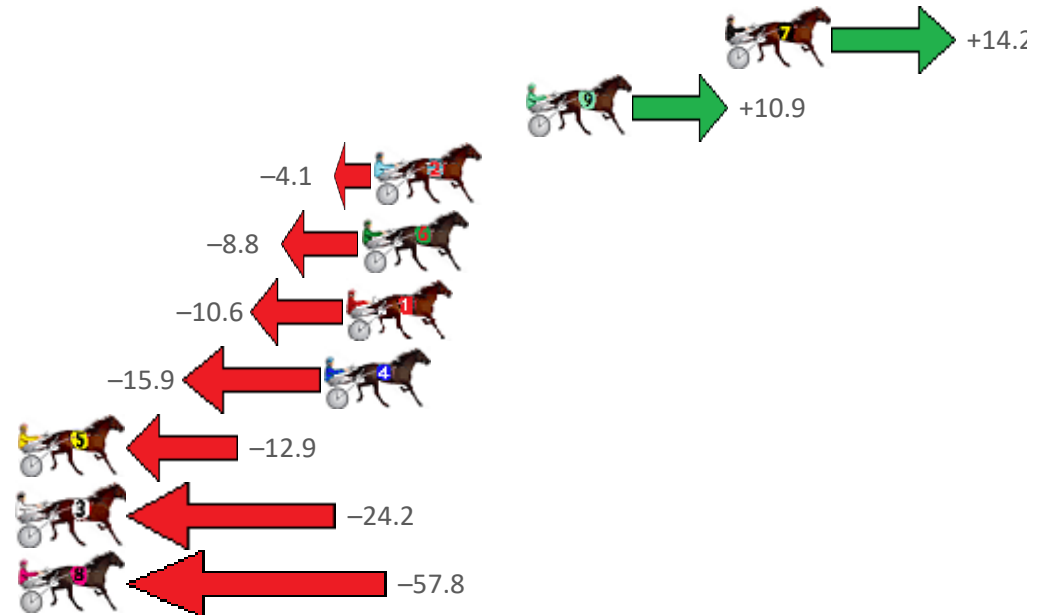
Redcliffe Race 4 Distance 1780m

Thursday, 10 December 2020

Gross Time: 2:12.20 MileRate: 1:59.60 LeadTime: 11.10s First Qtr: 29.90s Second Qtr: 31.10s Third Qtr: 29.80s Fourth Qtr: 30.30s

NoHorse	Plc	Margin	Time	800Time (W)	400 Time (W)
7 SOME GIRLS SOMEWHERE	1	0.0m	2:12.20	59.04s (1)	30.30s (2)
9 ROCKNHOLME	2	7.9m	2:12.83	59.29s (1)	30.56s (2)
2 FREMARKS INDI	3	13.9m	2:13.30	60.41s (1)	30.70s (1)
6 BEE GEES BEST	4	14.4m	2:13.34	60.76s (1)	31.14s (1)
1 JOY MAKER	5	15.0m	2:13.39	60.89s (0)	31.08s (0)
4 BALAYAGE	6	15.9m	2:13.46	61.29s (0)	31.50s (0)
5 AMANDER	7	36.1m	2:15.06	61.06s (1)	32.28s (2)
3 BERTILS FIREFOX	8	51.6m	2:16.29	61.91s (0)	32.56s (1)
8 MELTON XMAS GIRL	9	67.2m	2:17.53	64.42s (0)	33.96s (0)

Finish Position and metres gained from 800m



Sectionals
Powered by

PJ HARNESS ANALYSER **NEW**

Learn the power of sectionals

Check us out at www.pjdata.com.au

The Racing Queensland Board (trading as Racing Queensland) and provider are not responsible for the completeness or accuracy of any of the information contained herein, and makes no representations about its suitability for any purpose.

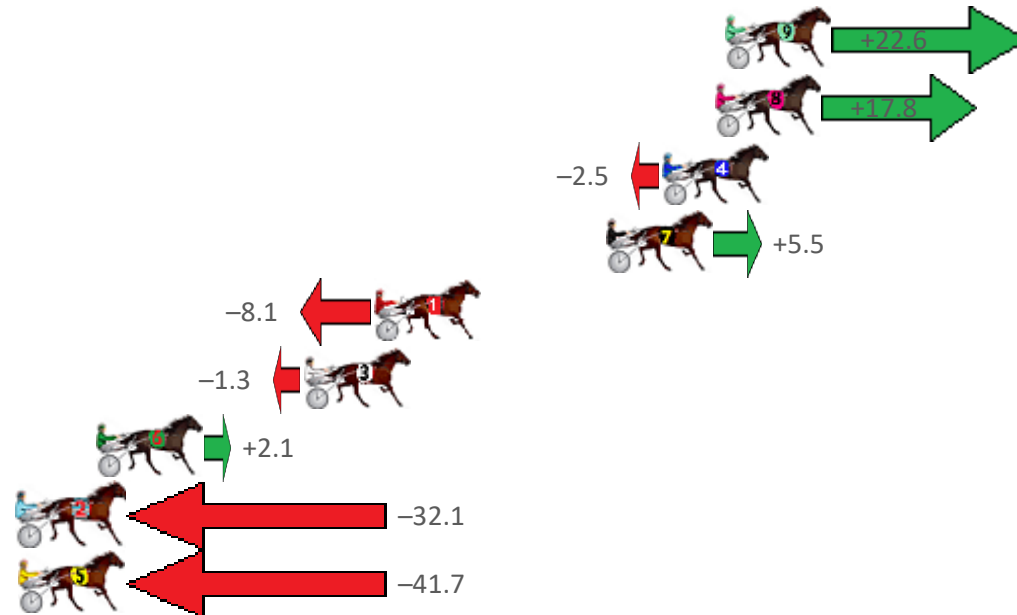
Redcliffe Race 5 Distance 1780m

Thursday, 10 December 2020

Gross Time: 2:10.80 MileRate: 1:58.30 LeadTime: 11.30s First Qtr: 29.20s Second Qtr: 30.10s Third Qtr: 29.60s Fourth Qtr: 30.60s

NoHorse	Plc	Margin	Time	800Time (W)	400 Time (W)
9 FARRAHFOWLER	1	0.0m	2:10.80	58.51s (1)	29.92s (2)
8 WANJIRU	2	0.4m	2:10.83	58.87s (1)	30.39s (1)
4 ROWDYS ACE	3	2.5m	2:11.00	60.39s (0)	30.79s (0)
7 HESLUVABLE	4	4.7m	2:11.18	59.79s (0)	30.20s (0)
1 NON PASSARE	5	13.9m	2:11.91	60.81s (0)	31.23s (0)
3 ONYAJANS	6	16.7m	2:12.14	60.30s (0)	30.68s (0)
6 KWASII	7	24.9m	2:12.79	60.04s (1)	31.46s (3)
2 APACHE WIND	8	45.3m	2:14.43	62.60s (1)	33.00s (2)
5 OUR ULTIMATE VICKI	9	50.3m	2:14.83	63.32s (1)	33.41s (1)

Finish Position and metres gained from 800m



Sectionals
Powered by

PJ HARNES ANALYSER **NEW**

Learn the power of sectionals

Check us out at www.pjdata.com.au

The Racing Queensland Board (trading as Racing Queensland) and provider are not responsible for the completeness or accuracy of any of the information contained herein, and makes no representations about its suitability for any purpose.

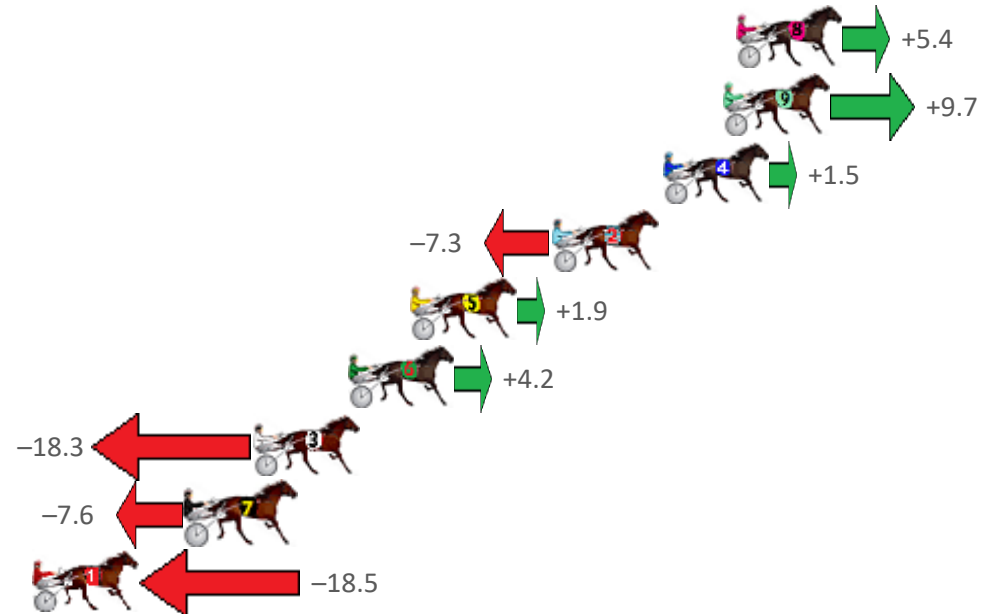
Redcliffe Race 6 Distance 1780m

Thursday, 10 December 2020

Gross Time: 2:12.60 MileRate: 1:59.90 LeadTime: 11.10s First Qtr: 31.80s Second Qtr: 30.90s Third Qtr: 28.80s Fourth Qtr: 30.00s

NoHorse	Plc	Margin	Time	800Time (W)	400 Time (W)
8 GO ANNE GO	1	0.0m	2:12.60	58.41s (1)	29.55s (2)
9 ROCKNROLL DA GAMA	2	0.5m	2:12.64	58.09s (1)	29.20s (2)
4 WOODLANDS WONDER	3	2.9m	2:12.83	58.69s (0)	29.89s (0)
2 APACHE WHITESOX	4	7.3m	2:13.17	59.33s (0)	30.54s (0)
5 AROONA	5	12.9m	2:13.61	58.66s (1)	30.01s (3)
6 ALLY PINK	6	15.4m	2:13.81	58.49s (1)	29.90s (1)
3 LITTLE ARROWS	7	19.1m	2:14.10	60.14s (1)	31.20s (1)
7 DALLAS COWGIRL	8	21.8m	2:14.31	59.36s (0)	30.34s (0)
1 CHAMPAGNE REACTOR	9	27.9m	2:14.79	60.15s (0)	31.11s (0)

Finish Position and metres gained from 800m



Sectionals
Powered by

PJ HARNES ANALYSER **NEW**

Learn the power of sectionals

Check us out at www.pjdata.com.au

The Racing Queensland Board (trading as Racing Queensland) and provider are not responsible for the completeness or accuracy of any of the information contained herein, and makes no representations about its suitability for any purpose.

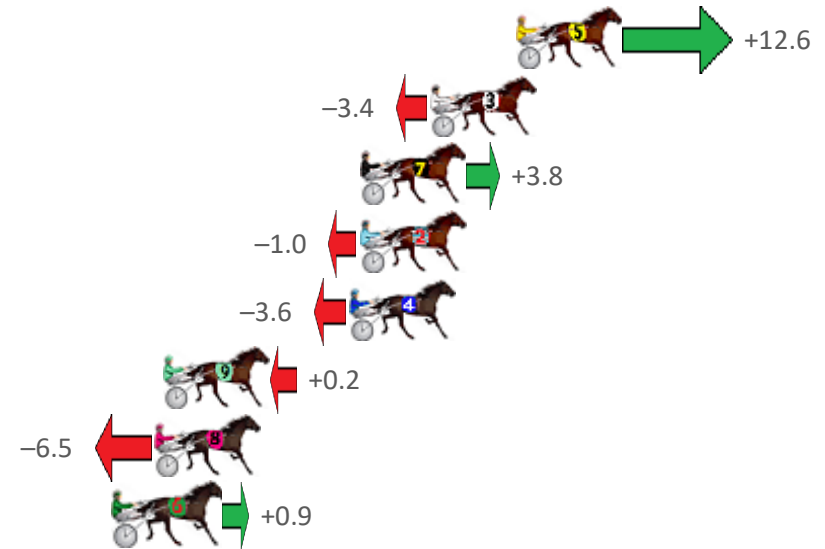
Redcliffe Race 7 Distance 1780m

Thursday, 10 December 2020

Gross Time: 2:11.40 MileRate: 1:58.80 LeadTime: 11.30s First Qtr: 31.00s Second Qtr: 30.60s Third Qtr: 28.50s Fourth Qtr: 30.00s

NoHorse	Plc	Margin	Time	800Time (W)	400 Time (W)
5 TRUNKEY DIGGER	1	0.0m	2:11.40	57.58s (1)	29.24s (2)
3 COULDNTBETOLD	2	3.4m	2:11.67	58.75s (0)	30.25s (0)
7 HOLDINGNO CURRENCY	3	6.2m	2:11.89	58.22s (0)	29.76s (0)
2 GETALOADATHISGIRL	4	6.2m	2:11.89	58.57s (0)	30.13s (0)
4 KIAMASROSIE	5	6.6m	2:11.92	58.76s (1)	30.31s (1)
9 CONDAFEW	6	14.0m	2:12.50	58.49s (0)	30.06s (1)
8 ASHLEE NITRO	7	14.3m	2:12.52	58.97s (1)	30.51s (1)
6 GOJOE	8	15.9m	2:12.65	58.43s (1)	30.05s (2)

Finish Position and metres gained from 800m



Sectionals
Powered by

PJ HARNESS ANALYSER **NEW**

Learn the power of sectionals

Check us out at www.pjdata.com.au

The Racing Queensland Board (trading as Racing Queensland) and provider are not responsible for the completeness or accuracy of any of the information contained herein, and makes no representations about its suitability for any purpose.

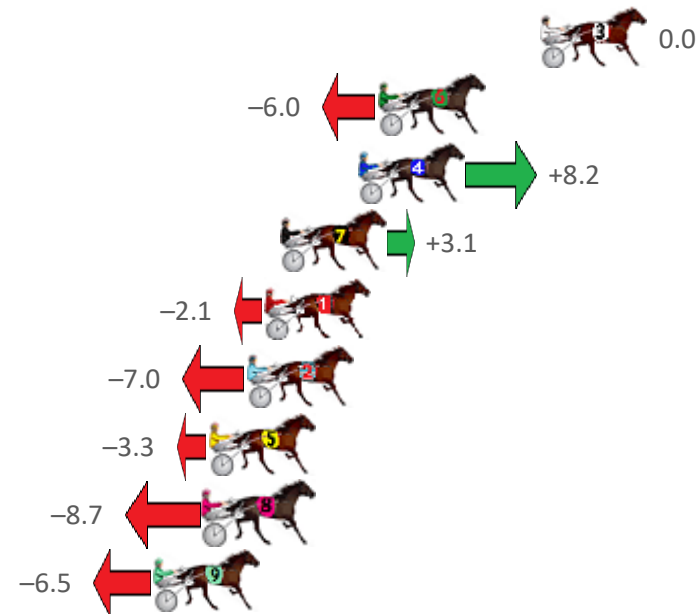
Redcliffe Race 8 Distance 1780m

Thursday, 10 December 2020

Gross Time: 2:12.40 MileRate: 1:59.70 LeadTime: 11.40s First Qtr: 31.40s Second Qtr: 31.60s Third Qtr: 28.90s Fourth Qtr: 29.10s

NoHorse	Plc	Margin	Time	800Time (W)	400 Time (W)
3 RUM DELIGHT	1	0.0m	2:12.40	58.00s (0)	29.04s (0)
6 A KERRY MAN	2	6.4m	2:12.89	58.43s (1)	29.56s (1)
4 ROCKNROLL SWINGER	3	7.2m	2:12.95	57.41s (2)	29.09s (2)
7 IMA BEACH BABE	4	10.3m	2:13.19	57.78s (0)	28.89s (2)
1 OUR PEPPERJACK	5	10.9m	2:13.23	58.15s (0)	29.21s (0)
2 SCHEU CREEK	6	11.6m	2:13.29	58.50s (0)	29.56s (0)
5 BETTOR SPORT	7	13.1m	2:13.40	58.24s (2)	29.82s (2)
8 HIT THE TRACK	8	13.3m	2:13.42	58.63s (1)	29.73s (1)
9 PACIFIC COIN	9	15.3m	2:13.57	58.47s (1)	29.54s (1)

Finish Position and metres gained from 800m



Sectionals
Powered by

PJ HARNESS ANALYSER **NEW**

Learn the power of sectionals

Check us out at www.pjdata.com.au

The Racing Queensland Board (trading as Racing Queensland) and provider are not responsible for the completeness or accuracy of any of the information contained herein, and makes no representations about its suitability for any purpose.

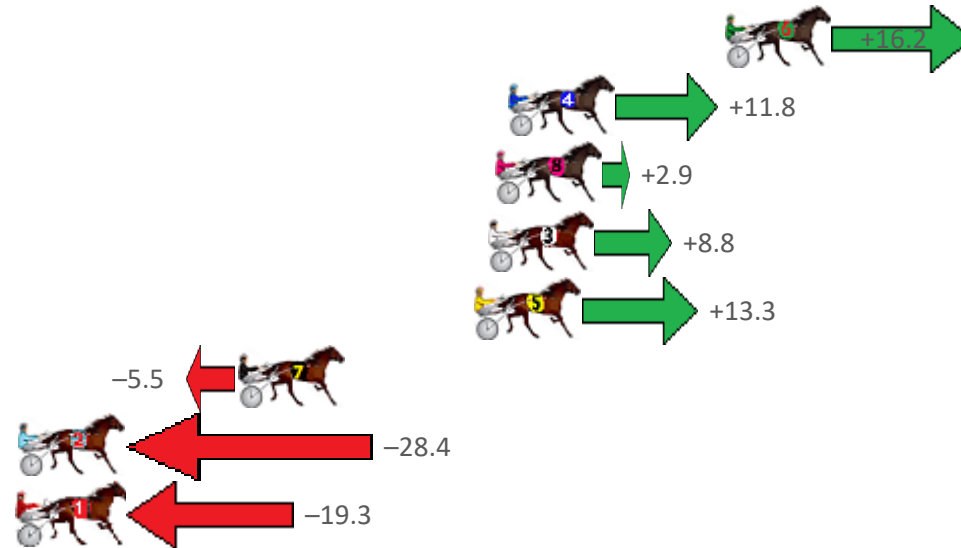
Redcliffe Race 9 Distance 2040m

Thursday, 10 December 2020

Gross Time: 2:32.10 MileRate: 2:00.00 LeadTime: 33.80s First Qtr: 28.50s Second Qtr: 29.70s Third Qtr: 29.70s Fourth Qtr: 30.40s

NoHorse	Plc	Margin	Time	800Time (W)	400 Time (W)
6 HOT ROD HEAVEN	1	0.0m	2:32.10	58.89s (1)	29.40s (1)
4 FIRE AND ICE	2	8.6m	2:32.78	59.22s (1)	29.72s (1)
8 WHOSTOLEMYPIGEON	3	9.1m	2:32.82	59.88s (1)	30.42s (1)
3 MONTEREY JACK	4	9.4m	2:32.85	59.44s (0)	29.49s (0)
5 ALI DOWNUNDER	5	9.9m	2:32.89	59.11s (0)	29.49s (1)
7 MACH TORQUE	6	19.3m	2:33.64	60.51s (0)	30.56s (0)
2 LONESTAR LAD	7	28.4m	2:34.36	62.22s (0)	32.55s (0)
1 MISS MONEYBAGS	8	28.9m	2:34.40	61.54s (0)	31.60s (0)

Finish Position and metres gained from 800m



Sectionals
Powered by

PJ HARNESS ANALYSER **NEW**

Learn the power of sectionals

Check us out at www.pjdata.com.au

The Racing Queensland Board (trading as Racing Queensland) and provider are not responsible for the completeness or accuracy of any of the information contained herein, and makes no representations about its suitability for any purpose.

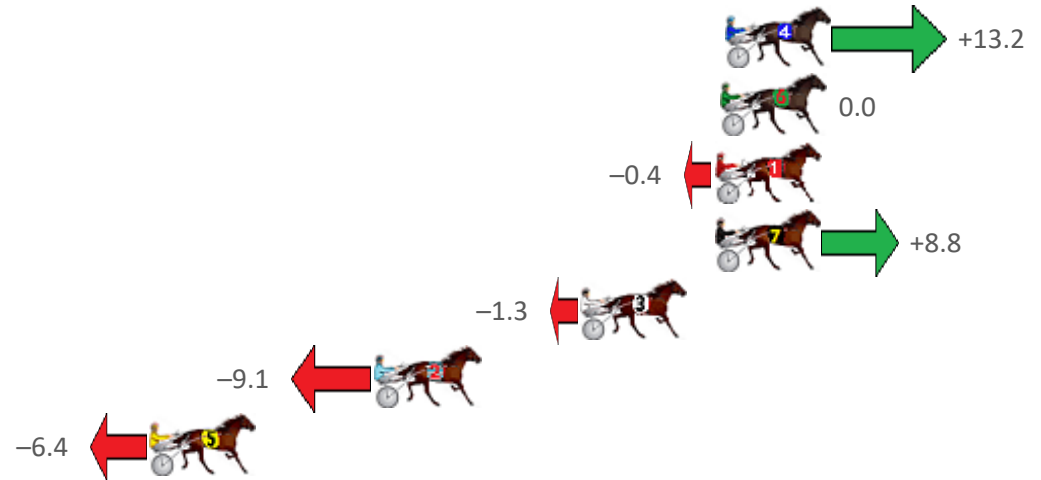
Redcliffe Race 10 Distance 2040m

Thursday, 10 December 2020

Gross Time: 2:32.50 MileRate: 2:00.30 LeadTime: 30.90s First Qtr: 31.90s Second Qtr: 31.00s Third Qtr: 28.90s Fourth Qtr: 29.80s

NoHorse	Plc	Margin	Time	800Time (W)	400 Time (W)
4 BUMPER	1	0.0m	2:32.50	57.74s (2)	29.56s (2)
6 COLONEL JOY	2	0.2m	2:32.52	58.70s (1)	29.81s (1)
1 BATTLE BORN	3	0.4m	2:32.53	58.73s (0)	29.79s (0)
7 FEELINGFORARAINBOW	4	0.4m	2:32.53	58.06s (1)	29.06s (1)
3 HAVANA MOON	5	5.7m	2:32.95	58.79s (1)	29.79s (1)
2 HARPAGUS	6	13.9m	2:33.59	59.36s (0)	30.34s (0)
5 ROCKN BRUSHGROVE	7	22.8m	2:34.28	59.17s (1)	30.73s (2)

Finish Position and metres gained from 800m



Sectionals
Powered by

PJ HARNESS ANALYSER **NEW**

Learn the power of sectionals

Check us out at www.pjdata.com.au

The Racing Queensland Board (trading as Racing Queensland) and provider are not responsible for the completeness or accuracy of any of the information contained herein, and makes no representations about its suitability for any purpose.