

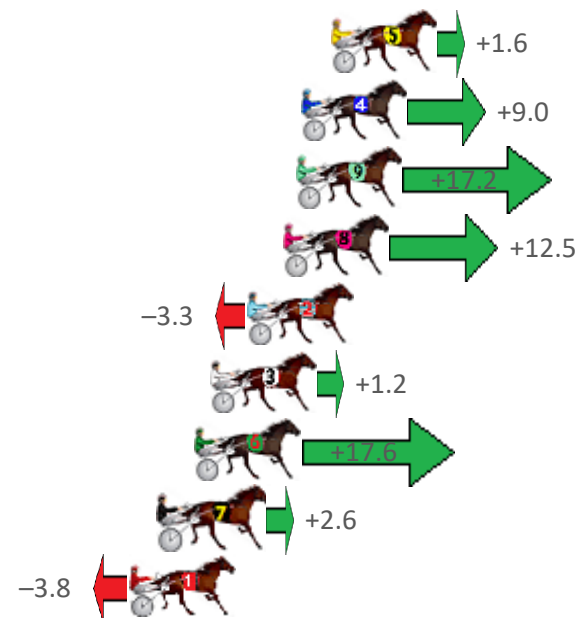
Redcliffe Race 1 Distance 1780m

Wednesday, 10 February 2021

Gross Time: 2:09.80 MileRate: 1:57.40 LeadTime: 11.10s First Qtr: 29.70s Second Qtr: 30.90s Third Qtr: 29.40s Fourth Qtr: 28.70s

| No Horse | Plc | Margin | Time | 800Time (W) | 400 Time (W) |
|-----------------|-----|--------|---------|-------------|--------------|
| 5 OHOKA JIMMY | 1 | 0.0m | 2:09.80 | 57.98s (1) | 28.70s (1) |
| 4 VENUS JUJON | 2 | 1.2m | 2:09.89 | 57.45s (1) | 28.57s (2) |
| 9 ALE ALE KAI | 3 | 1.4m | 2:09.91 | 56.86s (1) | 27.96s (2) |
| 8 BLUES TERROR | 4 | 1.9m | 2:09.94 | 57.20s (1) | 28.29s (2) |
| 2 MONTANA LAD | 5 | 3.3m | 2:10.05 | 58.34s (0) | 28.94s (0) |
| 3 ONLY IN ROME | 6 | 4.8m | 2:10.16 | 58.01s (1) | 28.73s (1) |
| 6 LITTLE CHANGE | 7 | 5.4m | 2:10.21 | 56.83s (1) | 28.43s (1) |
| 7 HUNTAWAY | 8 | 6.8m | 2:10.31 | 57.91s (0) | 28.53s (0) |
| 1 FOR THE CORZ | 9 | 8.0m | 2:10.40 | 58.37s (0) | 28.97s (0) |

Finish Position and metres gained from 800m



Sectionals
Powered by



Find out about our horse reports

Comprehensive sectional reports on any horse in Australia
Perfect if you are buying, selling or own a Standard Bred

**50% off
in February**

Check us out at www.pjdata.com.au and now on Facebook




The Racing Queensland Board (trading as Racing Queensland) and provider are not responsible for the completeness or accuracy of any of the information contained herein, and makes no representations about its suitability for any purpose.

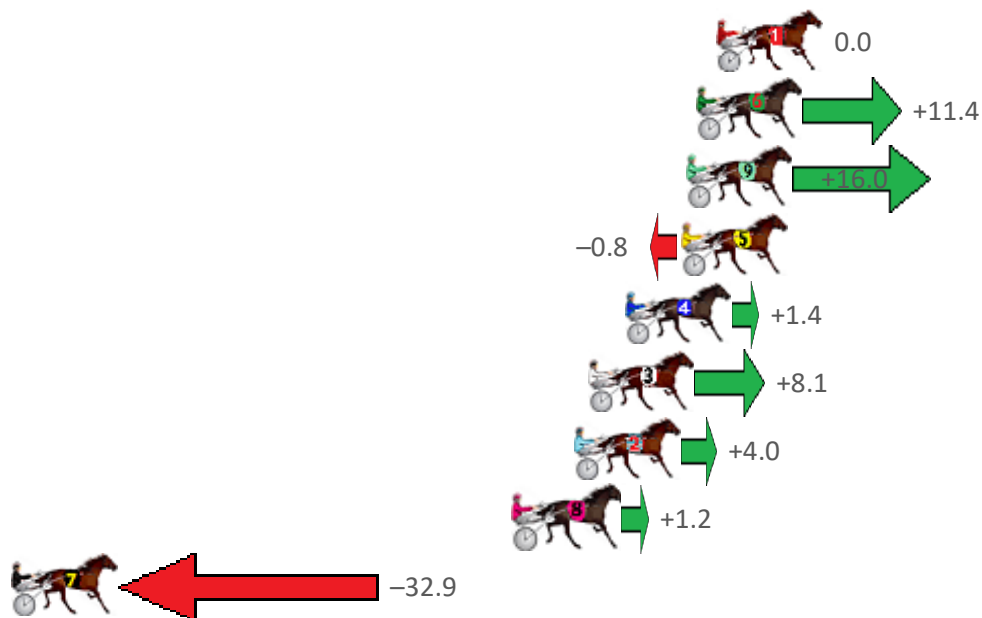
Redcliffe Race 2 Distance 2040m

Wednesday, 10 February 2021

Gross Time: 2:33.30 MileRate: 2:00.90 LeadTime: 33.10s First Qtr: 32.20s Second Qtr: 30.50s Third Qtr: 28.50s Fourth Qtr: 29.00s

| No Horse | Plc | Margin | Time | 800Time (W) | 400 Time (W) |
|----------------------|-----|--------|---------|-------------|--------------|
| 1 MAYWYNS JEWEL | 1 | 0.0m | 2:33.30 | 57.50s (0) | 29.00s (0) |
| 6 BLISSFULDAY | 2 | 0.8m | 2:33.36 | 56.69s (2) | 28.74s (2) |
| 9 TOANUI SPIRIT | 3 | 1.2m | 2:33.39 | 56.36s (2) | 28.39s (2) |
| 5 ADRENALINE RUSH | 4 | 1.4m | 2:33.41 | 57.56s (1) | 29.03s (1) |
| 4 CAMROLLER | 5 | 3.6m | 2:33.57 | 57.40s (1) | 28.74s (1) |
| 3 HOLDINGNO CURRENCY | 6 | 5.1m | 2:33.69 | 56.92s (0) | 28.29s (0) |
| 2 VOODOO FELLA | 7 | 5.6m | 2:33.73 | 57.21s (1) | 28.42s (1) |
| 8 JOVIAL JULIE | 8 | 8.0m | 2:33.91 | 57.41s (0) | 28.81s (0) |
| 7 IMA BEACH BABE | 9 | 37.7m | 2:36.17 | 59.85s (0) | 31.27s (0) |

Finish Position and metres gained from 800m



Sectionals
Powered by

Find out about our horse reports

Comprehensive sectional reports on any horse in Australia
Perfect if you are buying, selling or own a StandardBred

50% off
in February

Check us out at www.pjdata.com.au and now on Facebook

The Racing Queensland Board (trading as Racing Queensland) and provider are not responsible for the completeness or accuracy of any of the information contained herein, and makes no representations about its suitability for any purpose.


Redcliffe Race 3 Distance 1780m

Wednesday, 10 February 2021

Gross Time: 2:13.10 MileRate: 2:00.30 LeadTime: 11.40s First Qtr: 31.30s Second Qtr: 32.60s Third Qtr: 29.50s Fourth Qtr: 28.30s

| No Horse | Plc | Margin | Time | 800Time (W) | 400 Time (W) |
|-------------------|-----|--------|---------|-------------|--------------|
| 2 SIGNOR JUJON | 1 | 0.0m | 2:13.10 | 57.80s (0) | 28.30s (0) |
| 3 ARTISTIC SAINT | 2 | 5.7m | 2:13.52 | 58.09s (1) | 28.52s (1) |
| 1 HESLUVABLE | 3 | 7.1m | 2:13.63 | 58.01s (0) | 28.48s (0) |
| 5 DEVOUGED | 4 | 7.2m | 2:13.64 | 57.57s (1) | 27.93s (1) |
| 9 MAJOR TRALEE | 5 | 11.3m | 2:13.94 | 58.20s (1) | 28.56s (1) |
| 7 ABERCROMBIE TAB | 6 | 12.1m | 2:14.00 | 58.07s (0) | 28.48s (0) |
| 4 GUY LOOKS GOOD | 7 | 12.8m | 2:14.05 | 57.80s (0) | 28.19s (0) |
| 6 PIN CODE | 8 | 14.4m | 2:14.17 | 57.77s (1) | 28.13s (1) |

Finish Position and metres gained from 800m



Sectionals
Powered by

Find out about our horse reports

Comprehensive sectional reports on any horse in Australia
Perfect if you are buying, selling or own a Standard Bred

50% off
in February

Check us out at www.pjdata.com.au and now on Facebook

The Racing Queensland Board (trading as Racing Queensland) and provider are not responsible for the completeness or accuracy of any of the information contained herein, and makes no representations about its suitability for any purpose.

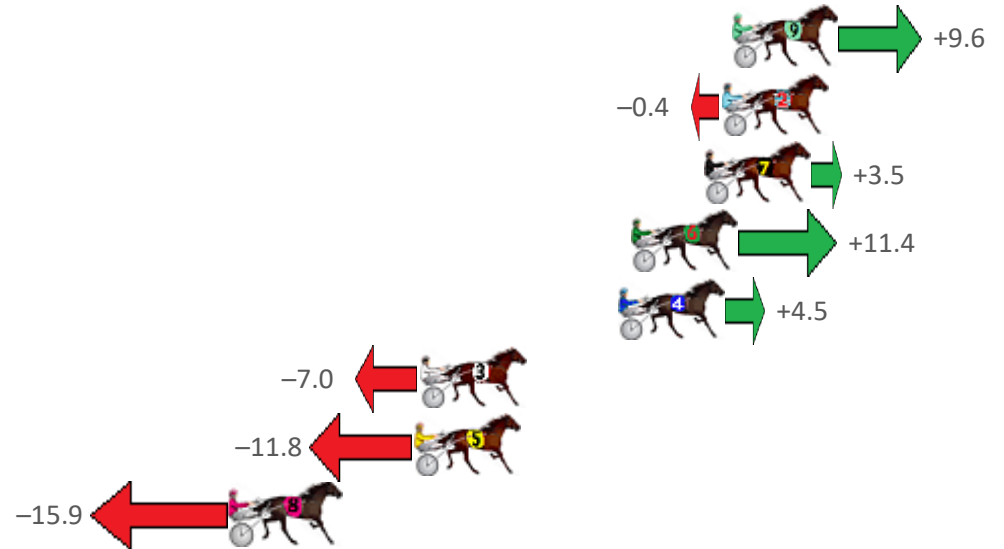
Redcliffe Race 4 Distance 2040m

Wednesday, 10 February 2021

Gross Time: 2:32.60 MileRate: 2:00.40 LeadTime: 31.20s First Qtr: 31.30s Second Qtr: 30.40s Third Qtr: 29.30s Fourth Qtr: 30.40s

| No Horse | Plc | Margin | Time | 800Time (W) | 400 Time (W) |
|----------------------|-----|--------|---------|-------------|--------------|
| 9 IFOUNDTHEBEACH | 1 | 0.0m | 2:32.60 | 58.99s (2) | 29.93s (2) |
| 2 DARBY BRIGHTS | 2 | 0.4m | 2:32.63 | 59.73s (0) | 30.43s (0) |
| 7 BUSTN FEELZ GOOD | 3 | 1.1m | 2:32.69 | 59.44s (0) | 30.12s (0) |
| 6 MYKINDOFFEELING | 4 | 4.0m | 2:32.92 | 58.85s (2) | 29.95s (1) |
| 4 GWENDALION | 5 | 4.5m | 2:32.96 | 59.37s (0) | 30.04s (0) |
| 3 TAXI METER | 6 | 12.4m | 2:33.59 | 60.22s (1) | 30.91s (1) |
| 5 CHANCELESS CENTURY | 7 | 12.6m | 2:33.60 | 60.58s (1) | 31.28s (1) |
| 8 MISS KEESHA | 8 | 19.9m | 2:34.18 | 60.88s (2) | 31.77s (2) |

Finish Position and metres gained from 800m



Sectionals
Powered by

Find out about our horse reports

Comprehensive sectional reports on any horse in Australia
Perfect if you are buying, selling or own a Standard Bred

**50% off
in February**

Check us out at www.pjdata.com.au and now on Facebook

The Racing Queensland Board (trading as Racing Queensland) and provider are not responsible for the completeness or accuracy of any of the information contained herein, and makes no representations about its suitability for any purpose.

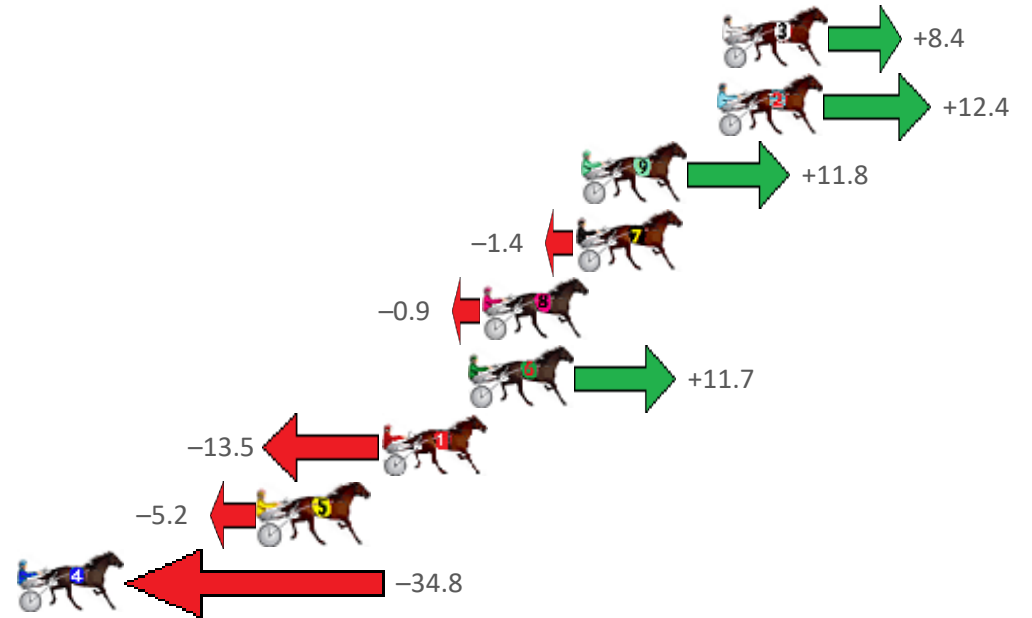
Redcliffe Race 5 Distance 2040m

Wednesday, 10 February 2021

Gross Time: 2:33.90 MileRate: 2:01.40 LeadTime: 31.00s First Qtr: 31.30s Second Qtr: 30.80s Third Qtr: 30.20s Fourth Qtr: 30.60s

| No Horse | Plc | Margin | Time | 800Time (W) | 400 Time (W) |
|--------------------|-----|--------|---------|-------------|--------------|
| 3 KAY NORA SHANNON | 1 | 0.0m | 2:33.90 | 60.17s (1) | 30.42s (2) |
| 2 BETTING BARON | 2 | 0.2m | 2:33.92 | 59.86s (1) | 30.05s (3) |
| 9 DOWNTOWN LUCCA | 3 | 5.6m | 2:34.35 | 59.91s (1) | 30.01s (2) |
| 7 NAUGHTYINHEAVEN | 4 | 5.8m | 2:34.36 | 60.91s (0) | 30.71s (0) |
| 8 MISS CATALINA | 5 | 9.5m | 2:34.66 | 60.87s (0) | 30.67s (0) |
| 6 AROONA | 6 | 10.1m | 2:34.71 | 59.92s (1) | 30.09s (1) |
| 1 BEYOND A SHADOW | 7 | 13.5m | 2:34.98 | 61.82s (0) | 31.63s (0) |
| 5 TILDALYN | 8 | 18.4m | 2:35.37 | 61.19s (0) | 31.33s (2) |
| 4 JOY MAKER | 9 | 39.0m | 2:37.02 | 63.43s (1) | 33.20s (1) |

Finish Position and metres gained from 800m



Sectionals
Powered by



Find out about our horse reports

Comprehensive sectional reports on any horse in Australia
Perfect if you are buying, selling or own a Standard Bred

50% off
in February

Check us out at www.pjdata.com.au and now on Facebook




The Racing Queensland Board (trading as Racing Queensland) and provider are not responsible for the completeness or accuracy of any of the information contained herein, and makes no representations about its suitability for any purpose.

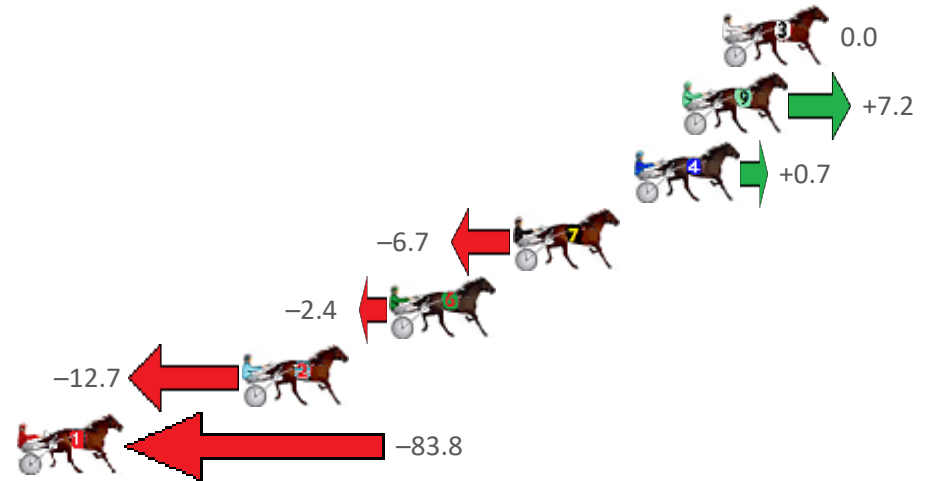
Redcliffe Race 6 Distance 1780m

Wednesday, 10 February 2021

Gross Time: 2:12.50 MileRate: 1:59.80 LeadTime: 11.00s First Qtr: 30.80s Second Qtr: 31.80s Third Qtr: 28.90s Fourth Qtr: 30.00s

| No Horse | Plc | Margin | Time | 800Time (W) | 400 Time (W) |
|--------------------|-----|--------|---------|-------------|--------------|
| 3 ROBINMEGOOD | 1 | 0.0m | 2:12.50 | 58.90s (0) | 30.00s (0) |
| 9 LIFEINHEAVEN | 2 | 1.6m | 2:12.63 | 58.37s (0) | 29.36s (0) |
| 4 WESTERN SHOWGIRL | 3 | 3.5m | 2:12.78 | 58.85s (0) | 29.95s (0) |
| 7 HIT THE TRACK | 4 | 8.3m | 2:13.15 | 59.39s (1) | 30.37s (1) |
| 6 ROUSEY | 5 | 13.2m | 2:13.54 | 59.08s (2) | 30.72s (2) |
| 2 KATANA | 6 | 19.1m | 2:14.00 | 59.83s (1) | 30.68s (1) |
| 1 HIGHMORALGROUND | 7 | 99.0m | 2:20.28 | 65.04s (0) | 33.65s (0) |

Finish Position and metres gained from 800m



Sectionals
Powered by

Find out about our horse reports

Comprehensive sectional reports on any horse in Australia
Perfect if you are buying, selling or own a Standard Bred

50% off
in February

Check us out at www.pjdata.com.au and now on Facebook

The Racing Queensland Board (trading as Racing Queensland) and provider are not responsible for the completeness or accuracy of any of the information contained herein, and makes no representations about its suitability for any purpose.

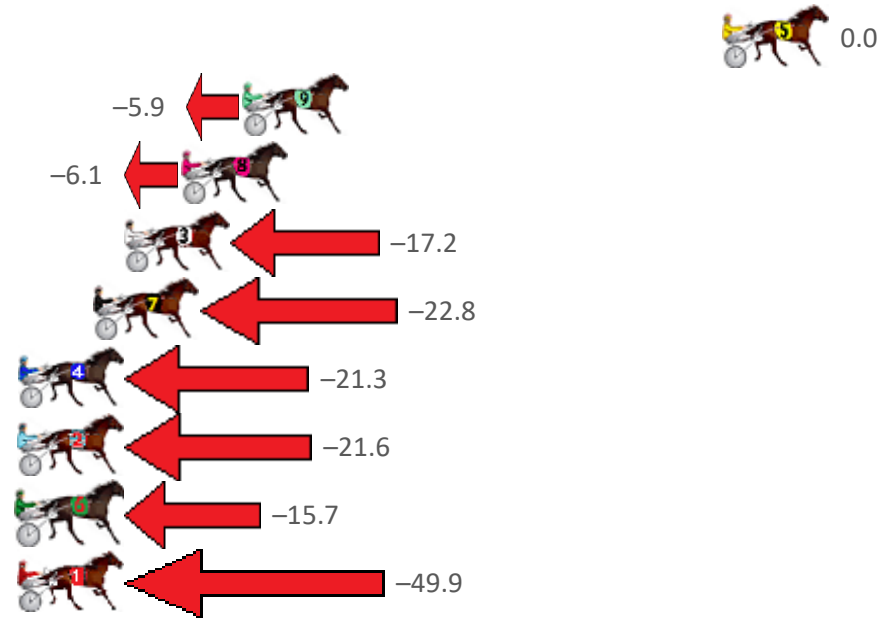
Redcliffe Race 7 Distance 2040m

Wednesday, 10 February 2021

Gross Time: 2:33.30 MileRate: 2:00.90 LeadTime: 31.80s First Qtr: 30.50s Second Qtr: 30.70s Third Qtr: 30.20s Fourth Qtr: 30.10s

| No Horse | Plc | Margin | Time | 800Time (W) | 400 Time (W) |
|----------------------|-----|--------|---------|-------------|--------------|
| 5 MAKINMEFEELGOOD | 1 | 0.0m | 2:33.30 | 60.30s (0) | 30.10s (0) |
| 9 ROCKNROLL DA GAMA | 2 | 19.1m | 2:34.81 | 60.74s (0) | 30.18s (1) |
| 8 SHESFEELINPRECIOUS | 3 | 21.5m | 2:34.99 | 60.76s (1) | 30.56s (2) |
| 3 APACHE WIND | 4 | 23.8m | 2:35.18 | 61.59s (1) | 31.22s (1) |
| 7 A ROCKNROLL LEGACY | 5 | 25.0m | 2:35.27 | 62.01s (1) | 31.72s (1) |
| 4 AURORA ROSE | 6 | 30.1m | 2:35.67 | 61.90s (0) | 31.20s (0) |
| 2 WRITEABOUTCHELSEA | 7 | 32.8m | 2:35.89 | 61.92s (1) | 31.54s (1) |
| 6 DATSINAHURRI | 8 | 45.7m | 2:36.90 | 61.48s (0) | 30.68s (0) |
| 1 PATCHWORK JET | 9 | 54.5m | 2:37.60 | 64.04s (0) | 33.36s (0) |

Finish Position and metres gained from 800m



Sectionals
Powered by

Find out about our horse reports

Comprehensive sectional reports on any horse in Australia
Perfect if you are buying, selling or own a Standard Bred

Check us out at www.pjdata.com.au and now on Facebook

The Racing Queensland Board (trading as Racing Queensland) and provider are not responsible for the completeness or accuracy of any of the information contained herein, and makes no representations about its suitability for any purpose.

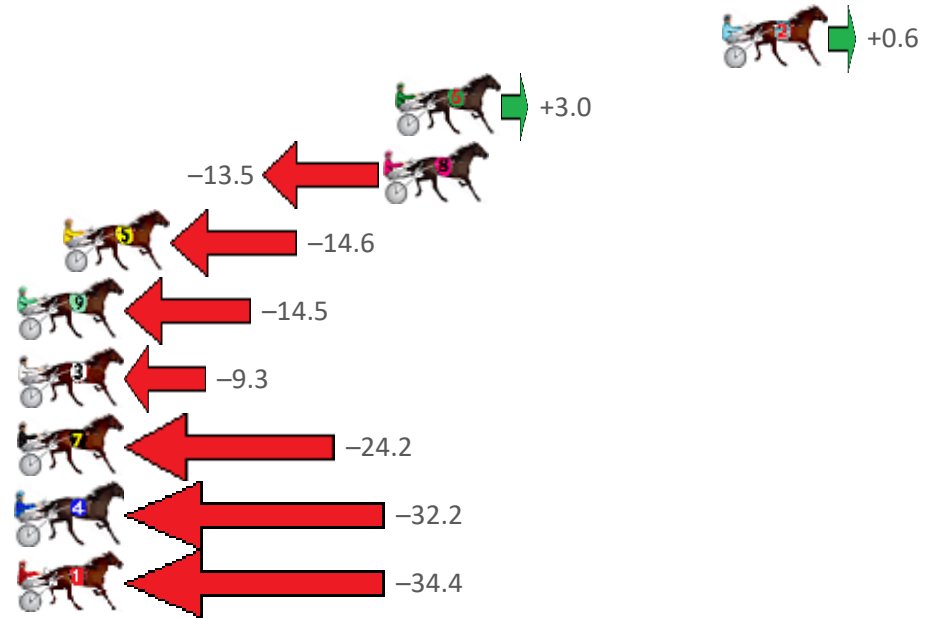
Redcliffe Race 8 Distance 1780m

Wednesday, 10 February 2021

Gross Time: 2:13.70 MileRate: 2:00.90 LeadTime: 11.40s First Qtr: 32.30s Second Qtr: 31.40s Third Qtr: 29.30s Fourth Qtr: 29.30s

| No Horse | Plc | Margin | Time | 800Time (W) | 400 Time (W) |
|---------------------|-----|--------|---------|-------------|--------------|
| 2 RISKY BUZINESS | 1 | 0.0m | 2:13.70 | 58.56s (0) | 29.30s (0) |
| 6 GROOVY MISS ANNIE | 2 | 13.0m | 2:14.70 | 58.38s (1) | 29.24s (2) |
| 8 IMA REGAL JET | 3 | 13.5m | 2:14.74 | 59.58s (1) | 30.05s (1) |
| 5 TICK OF THE CLOCK | 4 | 26.2m | 2:15.71 | 59.66s (1) | 30.55s (2) |
| 9 MUSTANG DUDE | 5 | 28.7m | 2:15.91 | 59.66s (0) | 29.89s (0) |
| 3 PRIVATE JUJON | 6 | 29.1m | 2:15.94 | 59.28s (0) | 30.09s (1) |
| 7 FEELING THE POWER | 7 | 34.2m | 2:16.33 | 60.36s (0) | 30.60s (0) |
| 4 IM ISABELLA | 8 | 38.8m | 2:16.68 | 60.95s (1) | 31.21s (1) |
| 1 ROLLON TWICE | 9 | 39.6m | 2:16.74 | 61.11s (0) | 31.46s (0) |

Finish Position and metres gained from 800m



Sectionals
Powered by

Find out about our horse reports

Comprehensive sectional reports on any horse in Australia
Perfect if you are buying, selling or own a Standard Bred

Check us out at www.pjdata.com.au and now on Facebook

The Racing Queensland Board (trading as Racing Queensland) and provider are not responsible for the completeness or accuracy of any of the information contained herein, and makes no representations about its suitability for any purpose.

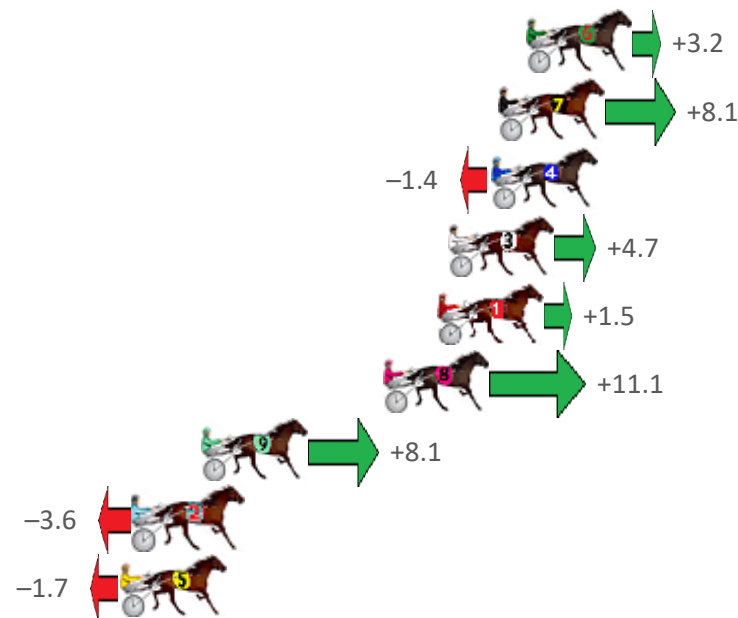
Redcliffe Race 9 Distance 2040m

Wednesday, 10 February 2021

Gross Time: 2:38.30 MileRate: 2:04.80 LeadTime: 31.70s First Qtr: 32.70s Second Qtr: 33.20s Third Qtr: 30.10s Fourth Qtr: 30.60s

| No Horse | Plc | Margin | Time | 800Time (W) | 400 Time (W) |
|---------------------|-----|--------|---------|-------------|--------------|
| 6 SHEREACTS | 1 | 0.0m | 2:38.30 | 60.46s (1) | 30.43s (1) |
| 7 WEDDING NIGHT | 2 | 1.1m | 2:38.39 | 60.09s (0) | 29.98s (0) |
| 4 SHESFEELINSPECIAL | 3 | 1.4m | 2:38.41 | 60.81s (0) | 30.71s (0) |
| 3 ASHTON RIVER | 4 | 3.1m | 2:38.55 | 60.35s (1) | 30.18s (1) |
| 1 VOLONTAE DE ORO | 5 | 3.5m | 2:38.58 | 60.59s (0) | 30.49s (0) |
| 8 GOOD LUCK CHARM | 6 | 5.7m | 2:38.76 | 59.86s (1) | 30.03s (2) |
| 9 DREAMOUTS NIECE | 7 | 12.9m | 2:39.33 | 60.09s (1) | 30.26s (2) |
| 2 LOYOLA SIOUX | 8 | 15.6m | 2:39.55 | 60.97s (1) | 30.60s (1) |
| 5 CARIBBEAN BABY | 9 | 16.1m | 2:39.59 | 60.83s (0) | 30.62s (0) |

Finish Position and metres gained from 800m



Sectionals
Powered by

Find out about our horse reports

Comprehensive sectional reports on any horse in Australia
Perfect if you are buying, selling or own a Standard Bred

50% off
in February

Check us out at www.pjdata.com.au and now on Facebook

The Racing Queensland Board (trading as Racing Queensland) and provider are not responsible for the completeness or accuracy of any of the information contained herein, and makes no representations about its suitability for any purpose.