


Marburg Race 1 Distance 2200m

Sunday, 28 February 2021

Gross Time: 2:54.90 MileRate: 2:07.90 LeadTime: 49.40s First Qtr: 33.10s Second Qtr: 31.90s Third Qtr: 30.20s Fourth Qtr: 30.30s

No Horse	Plc	Margin	Time	800Time (W)	400 Time (W)
1 CRAZY BEN	1	0.0m	2:54.90	60.50s (0)	30.21s (0)
2 TOUCHE DE FLING	2	3.4m	2:55.17	60.44s (0)	30.56s (1)
5 NORAHS FLING	3	6.2m	2:55.39	60.29s (0)	30.30s (1)
3 CHOCOLATEHANDFUL	4	25.6m	2:56.93	61.03s (1)	31.37s (0)
4 KAPAI	5	29.9m	2:57.27	61.68s (1)	30.99s (1)
6 KYVALLEY TINMAN	6	77.2m	3:01.02	65.28s (0)	34.59s (0)

Finish Position and metres gained from 800m



Sectionals
Powered by

PJ HARNESS ANALYSER
HORSE REPORTS RAW DATA
All your sectional needs
Check us out at www.pjdata.com.au and now on Facebook



The Racing Queensland Board (trading as Racing Queensland) and provider are not responsible for the completeness or accuracy of any of the information contained herein, and makes no representations about its suitability for any purpose.

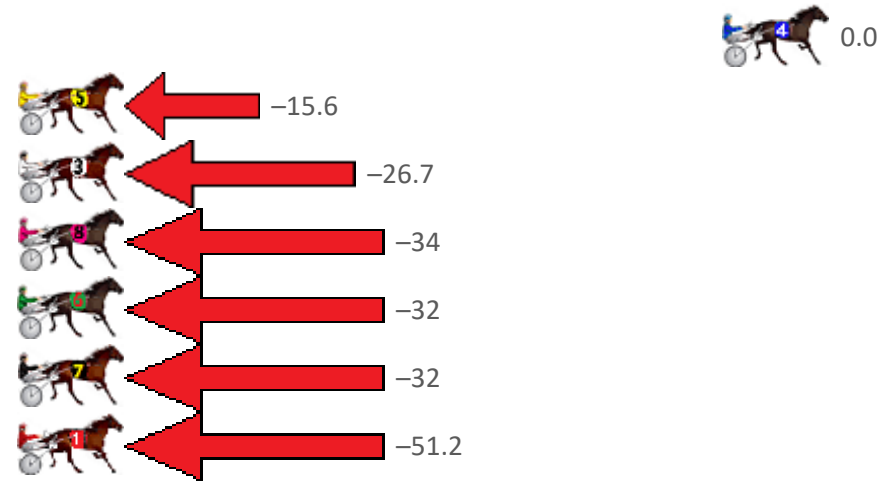
Marburg Race 2 Distance 1850m

Sunday, 28 February 2021

Gross Time: 2:19.10 MileRate: 2:01.00 LeadTime: 16.80s First Qtr: 32.00s Second Qtr: 30.70s Third Qtr: 29.80s Fourth Qtr: 29.80s

No Horse	Plc	Margin	Time	800Time (W)	400 Time (W)
4 ELLE JAY	1	0.0m	2:19.10	59.60s (0)	29.80s (0)
5 GRINYDONTCHA	2	33.2m	2:21.69	60.76s (1)	31.12s (1)
3 STAR OF WONDER	3	33.9m	2:21.75	61.58s (1)	31.57s (2)
8 MODERN THOUGHT	4	35.4m	2:21.86	62.10s (1)	31.77s (1)
6 CHANG	5	41.1m	2:22.31	61.95s (0)	31.67s (0)
7 MOLLIGUANNA	6	44.4m	2:22.57	61.94s (1)	31.53s (1)
1 LOYOLA SIOUX	7	55.8m	2:23.46	63.39s (0)	33.10s (0)

Finish Position and metres gained from 800m



Sectionals
Powered by

PJ HARNESS ANALYSER

HORSE REPORTS RAW DATA

All your sectional needs

Check us out at www.pjdata.com.au and now on Facebook

The Racing Queensland Board (trading as Racing Queensland) and provider are not responsible for the completeness or accuracy of any of the information contained herein, and makes no representations about its suitability for any purpose.

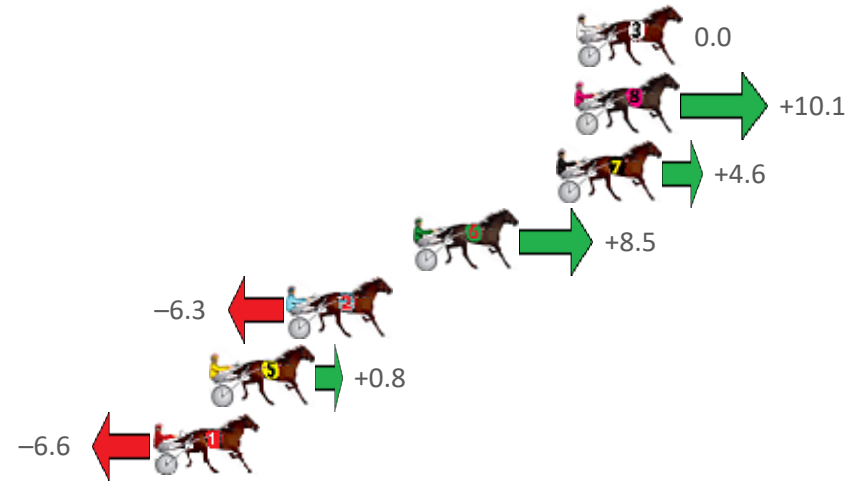
Marburg Race 3 Distance 1850m

Sunday, 28 February 2021

Gross Time: 2:16.70 MileRate: 1:58.90 LeadTime: 16.20s First Qtr: 30.10s Second Qtr: 30.60s Third Qtr: 29.10s Fourth Qtr: 30.70s

No Horse	Plc	Margin	Time	800Time (W)	400 Time (W)
3 DONNY JONES	1	0.0m	2:16.70	59.80s (0)	30.70s (0)
8 LAVAZZA	2	0.1m	2:16.71	59.05s (1)	30.04s (3)
7 KAY NORA SHANNON	3	0.8m	2:16.76	59.46s (1)	30.58s (2)
6 BIG GEM MONTANA	4	6.5m	2:17.22	59.17s (0)	30.55s (2)
2 SCHEU CREEK	5	11.5m	2:17.62	60.27s (0)	31.03s (0)
5 ALL GOOD WALLY	6	14.6m	2:17.87	59.74s (1)	30.81s (1)
1 OUR BUSCEMI	7	16.8m	2:18.05	60.29s (0)	31.02s (0)

Finish Position and metres gained from 800m



Sectionals
Powered by

PJ HARNESS ANALYSER

HORSE REPORTS RAW DATA

All your sectional needs

Check us out at www.pjdata.com.au and now on Facebook

The Racing Queensland Board (trading as Racing Queensland) and provider are not responsible for the completeness or accuracy of any of the information contained herein, and makes no representations about its suitability for any purpose.

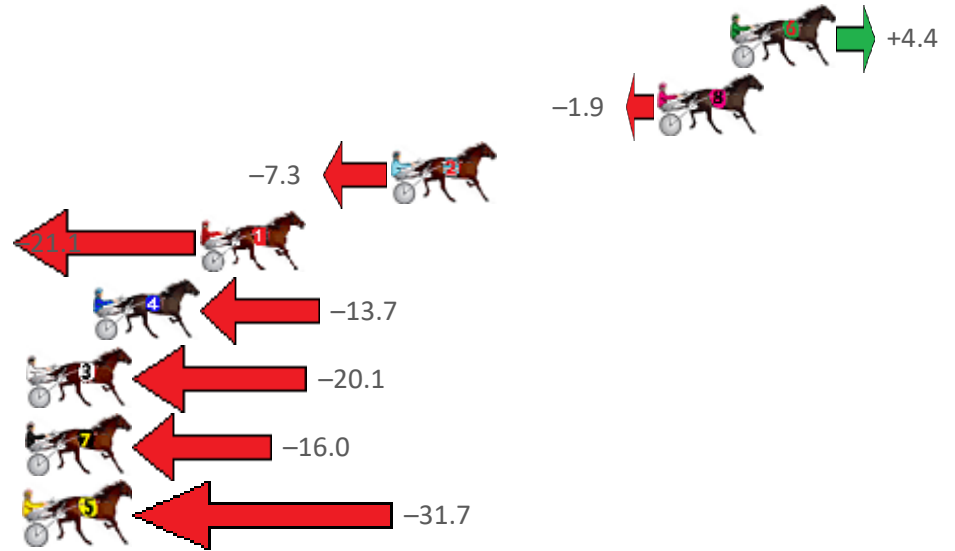
Marburg Race 4 Distance 1850m

Sunday, 28 February 2021

Gross Time: 2:16.10 MileRate: 1:58.40 LeadTime: 16.20s First Qtr: 29.10s Second Qtr: 30.20s Third Qtr: 29.80s Fourth Qtr: 30.80s

No Horse	Plc	Margin	Time	800Time (W)	400 Time (W)
6 GOSLING IN FLIGHT	1	0.0m	2:16.10	60.27s (0)	30.48s (0)
8 GOLDEN SAND	2	2.9m	2:16.33	60.74s (1)	30.93s (1)
2 GRETELS GIRL	3	13.5m	2:17.19	61.15s (1)	31.33s (1)
1 GLENLEDI COMMANDE	4	21.1m	2:17.80	62.19s (0)	32.42s (0)
4 NIGHT NINJA	5	25.3m	2:18.14	61.63s (1)	31.76s (1)
3 MONTANA FLASH	6	29.3m	2:18.46	62.11s (0)	32.25s (0)
7 PEGGY STARDUST	7	29.4m	2:18.47	61.81s (0)	31.80s (0)
5 KENDYS BUTTERFLY	8	48.1m	2:19.98	62.99s (1)	33.24s (2)

Finish Position and metres gained from 800m



Sectionals
Powered by

PJ HARNESS ANALYSER

HORSE REPORTS RAW DATA

All your sectional needs

Check us out at www.pjdata.com.au and now on Facebook

The Racing Queensland Board (trading as Racing Queensland) and provider are not responsible for the completeness or accuracy of any of the information contained herein, and makes no representations about its suitability for any purpose.

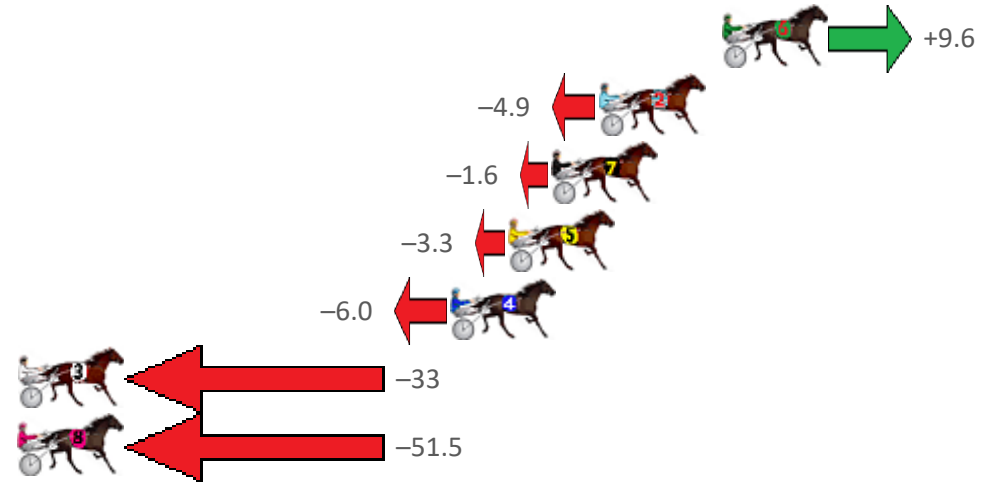
Marburg Race 5 Distance 1850m

Sunday, 28 February 2021

Gross Time: 2:17.90 MileRate: 2:00.00 LeadTime: 15.80s First Qtr: 29.90s Second Qtr: 32.00s Third Qtr: 30.40s Fourth Qtr: 29.80s

No Horse	Plc	Margin	Time	800Time (W)	400 Time (W)
6 HIGH ON MONTANA	1	0.0m	2:17.90	59.48s (1)	29.50s (3)
2 GUTS	2	4.9m	2:18.28	60.57s (0)	30.16s (0)
7 WHERE'S TASCOTT	3	6.8m	2:18.43	60.32s (1)	30.21s (2)
5 NESTERS HILL	4	8.5m	2:18.56	60.45s (0)	30.06s (0)
4 MAKINMEFEELGOOD	5	10.8m	2:18.74	60.65s (2)	29.99s (1)
3 SEAMARK	6	33.6m	2:20.52	62.64s (1)	32.13s (1)
8 FORGIVE ME	7	121.5m	2:27.39	64.05s (0)	32.13s (0)

Finish Position and metres gained from 800m



Sectionals
Powered by

PJ HARNESS ANALYSER

HORSE REPORTS RAW DATA

All your sectional needs

Check us out at www.pjdata.com.au and now on Facebook

The Racing Queensland Board (trading as Racing Queensland) and provider are not responsible for the completeness or accuracy of any of the information contained herein, and makes no representations about its suitability for any purpose.

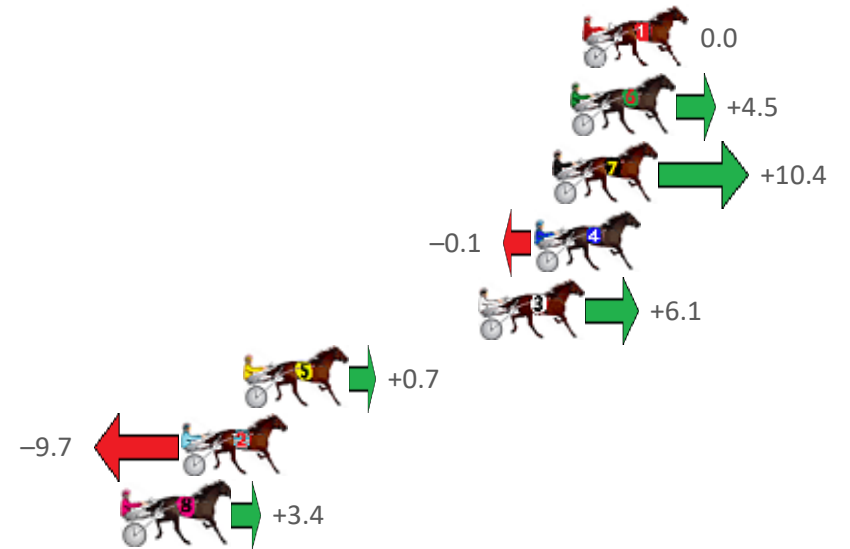
Marburg Race 6 Distance 1850m

Sunday, 28 February 2021

Gross Time: 2:19.10 MileRate: 2:01.00 LeadTime: 16.30s First Qtr: 30.50s Second Qtr: 32.60s Third Qtr: 29.20s Fourth Qtr: 30.50s

No Horse	Plc	Margin	Time	800Time (W)	400 Time (W)
1 IMA BIRUBI BOY	1	0.0m	2:19.10	59.70s (0)	30.50s (0)
6 MAYWYNS HONEY	2	0.5m	2:19.14	59.37s (0)	30.14s (0)
7 AURORA ROSE	3	1.2m	2:19.20	58.93s (1)	29.86s (1)
4 NON PASSARE	4	1.9m	2:19.25	59.71s (1)	30.31s (1)
3 DALLAS COWGIRL	5	4.1m	2:19.43	59.25s (0)	29.86s (0)
5 BRILLIANT ART	6	13.5m	2:20.18	59.65s (2)	30.74s (2)
2 DOWNTOWN LUCCA	7	15.9m	2:20.37	60.42s (1)	31.40s (2)
8 MISTER DECORUM	8	18.2m	2:20.55	59.45s (2)	30.59s (2)

Finish Position and metres gained from 800m



Sectionals
Powered by

PJ HARNESS ANALYSER

HORSE REPORTS RAW DATA

All your sectional needs

Check us out at www.pjdata.com.au and now on Facebook

The Racing Queensland Board (trading as Racing Queensland) and provider are not responsible for the completeness or accuracy of any of the information contained herein, and makes no representations about its suitability for any purpose.

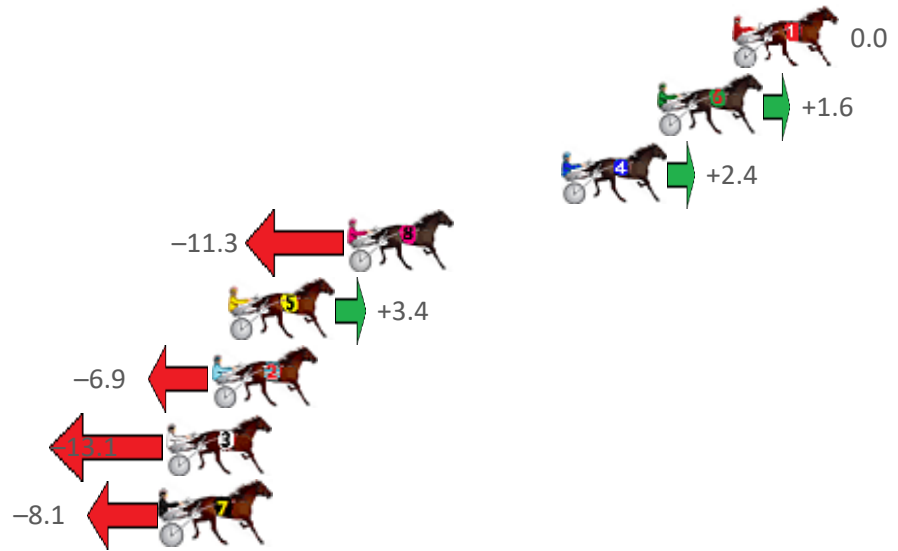
Marburg Race 7 Distance 1850m

Sunday, 28 February 2021

Gross Time: 2:15.40 MileRate: 1:57.80 LeadTime: 16.60s First Qtr: 29.30s Second Qtr: 29.90s Third Qtr: 29.70s Fourth Qtr: 29.90s

No Horse	Plc	Margin	Time	800Time (W)	400 Time (W)
1 OUR FRIEND	1	0.0m	2:15.40	59.60s (0)	29.90s (0)
6 QUICK STEP	2	3.0m	2:15.63	59.48s (0)	29.72s (0)
4 MONTANA PRIDE	3	6.8m	2:15.93	59.42s (0)	29.68s (0)
8 JINGLES BROMAC	4	15.3m	2:16.60	60.44s (1)	30.77s (1)
5 SHEZALUCKYLADY	5	20.0m	2:16.97	59.35s (1)	30.57s (2)
2 NEWMERELLA LADYKAY	6	20.7m	2:17.02	60.11s (1)	30.93s (2)
3 ARTISTIC SAINT	7	22.5m	2:17.16	60.57s (1)	30.89s (1)
7 SIR SEMPER FIDELIS	8	22.7m	2:17.18	60.20s (0)	30.15s (1)

Finish Position and metres gained from 800m



Sectionals
Powered by

PJ HARNESS ANALYSER
HORSE REPORTS RAW DATA
All your sectional needs
Check us out at www.pjdata.com.au and now on Facebook



The Racing Queensland Board (trading as Racing Queensland) and provider are not responsible for the completeness or accuracy of any of the information contained herein, and makes no representations about its suitability for any purpose.

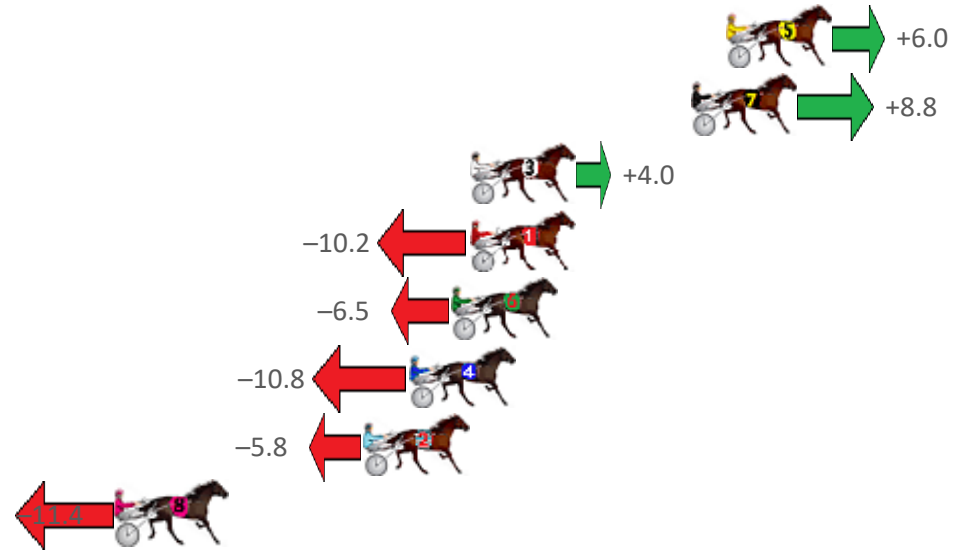
Marburg Race 8 Distance 1850m

Sunday, 28 February 2021

Gross Time: 2:19.90 MileRate: 2:01.70 LeadTime: 16.60s First Qtr: 32.20s Second Qtr: 32.50s Third Qtr: 29.60s Fourth Qtr: 29.00s

No Horse	Plc	Margin	Time	800Time (W)	400 Time (W)
5 MISS MIA	1	0.0m	2:19.90	58.16s (1)	28.60s (1)
7 OLIVER WINKLE	2	1.4m	2:20.01	57.96s (1)	29.10s (2)
3 GWENDALION	3	10.2m	2:20.68	58.31s (1)	29.17s (2)
1 UNDERTHEKILT	4	10.2m	2:20.68	59.34s (0)	29.66s (0)
6 CIRCLE LINE	5	10.9m	2:20.73	59.07s (0)	29.40s (0)
4 AN ALLIANCE	6	12.6m	2:20.86	59.39s (1)	29.84s (1)
2 TAKITIMU EXPRESS	7	14.4m	2:21.00	59.02s (0)	29.33s (0)
8 SHES THE REAL DIVA	8	24.2m	2:21.74	59.43s (0)	29.52s (0)

Finish Position and metres gained from 800m



Sectionals
Powered by

PJ HARNESS ANALYSER

HORSE REPORTS RAW DATA

All your sectional needs

Check us out at www.pjdata.com.au and now on Facebook

The Racing Queensland Board (trading as Racing Queensland) and provider are not responsible for the completeness or accuracy of any of the information contained herein, and makes no representations about its suitability for any purpose.