

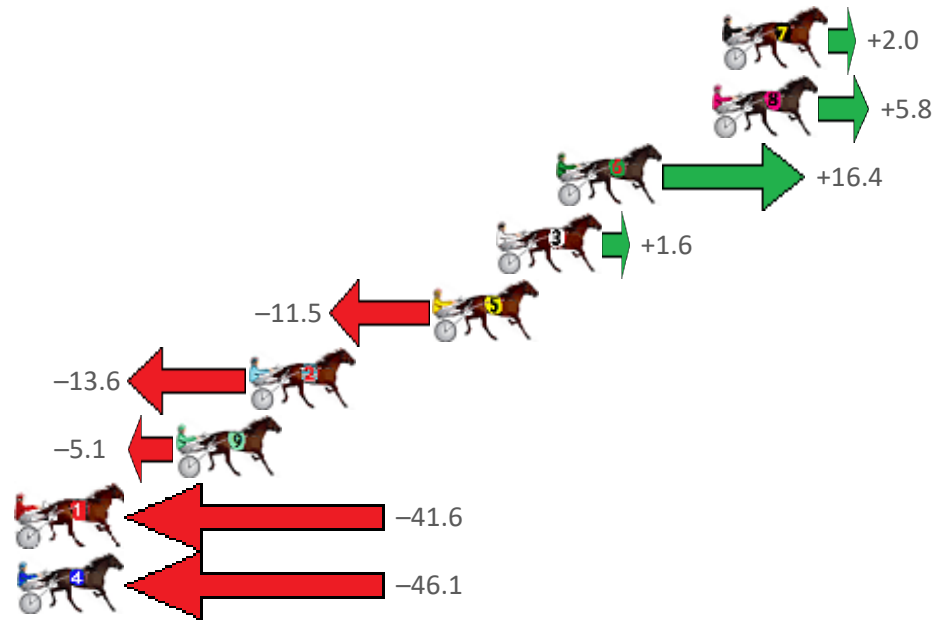
# Albion Park Race 1 Distance 2138m

Tuesday, 9 March 2021

Gross Time: 2:46.30 MileRate: 2:04.00 LeadTime: 43.80s First Qtr: 31.30s Second Qtr: 31.00s Third Qtr: 29.50s Fourth Qtr: 30.70s

No Horse	Plc	Margin	Time	800Time (W)	400 Time (W)
7 THE REAPER	1	0.0m	2:46.30	60.05s (1)	30.70s (1)
8 JANSSON	2	0.4m	2:46.33	59.77s (1)	30.18s (1)
6 I ASKED NICELY	3	6.6m	2:46.83	58.97s (0)	29.78s (1)
3 NORAHS FLING	4	9.0m	2:47.02	60.08s (1)	30.33s (1)
5 MAJESTIC TIME	5	11.5m	2:47.22	61.06s (0)	31.32s (0)
2 DAY TOURER	6	18.8m	2:47.81	61.22s (0)	31.31s (0)
9 SHEGOTSASS	7	21.7m	2:48.04	60.58s (0)	31.00s (0)
1 KAPAI	8	91.6m	2:53.66	63.31s (0)	32.73s (0)
4 ILLAWONG BUZZ	9	106.1m	2:54.82	63.65s (0)	32.69s (0)

Finish Position and metres gained from 800m



Sectionals  
Powered by

PJ HARNESS ANALYSER

HORSE REPORTS RAW DATA

All your sectional needs

Check us out at [www.pjdata.com.au](http://www.pjdata.com.au) and now on Facebook

The Racing Queensland Board (trading as Racing Queensland) and provider are not responsible for the completeness or accuracy of any of the information contained herein, and makes no representations about its suitability for any purpose.


# Albion Park Race 2 Distance 1660m

Tuesday, 9 March 2021

Gross Time: 1:57.60 MileRate: 1:54.00 LeadTime: 3.30s First Qtr: 27.90s Second Qtr: 30.70s Third Qtr: 28.10s Fourth Qtr: 27.60s

No Horse	Plc	Margin	Time	800Time (W)	400 Time (W)
4 BIG WHEELS	1	0.0m	1:57.60	55.70s (0)	27.60s (0)
1 LAST PLACE LUCY	2	10.5m	1:58.36	56.11s (0)	27.99s (0)
7 LOVE YOUR WORK	3	18.3m	1:58.93	56.05s (1)	28.28s (1)
2 SIR BULSKI	4	27.0m	1:59.56	56.93s (0)	28.78s (0)
5 MONTANA FLASH	5	28.4m	1:59.66	56.43s (0)	27.97s (0)
3 MONTANA PRIDE	6	29.2m	1:59.72	56.78s (0)	28.62s (0)
6 BIG GEM MONTANA	7	35.2m	2:00.16	56.90s (1)	29.08s (1)

Finish Position and metres gained from 800m



Sectionals  
Powered by

## PJ HARNESS ANALYSER

HORSE REPORTS RAW DATA

All your sectional needs

Check us out at [www.pjdata.com.au](http://www.pjdata.com.au) and now on Facebook

The Racing Queensland Board (trading as Racing Queensland) and provider are not responsible for the completeness or accuracy of any of the information contained herein, and makes no representations about its suitability for any purpose.

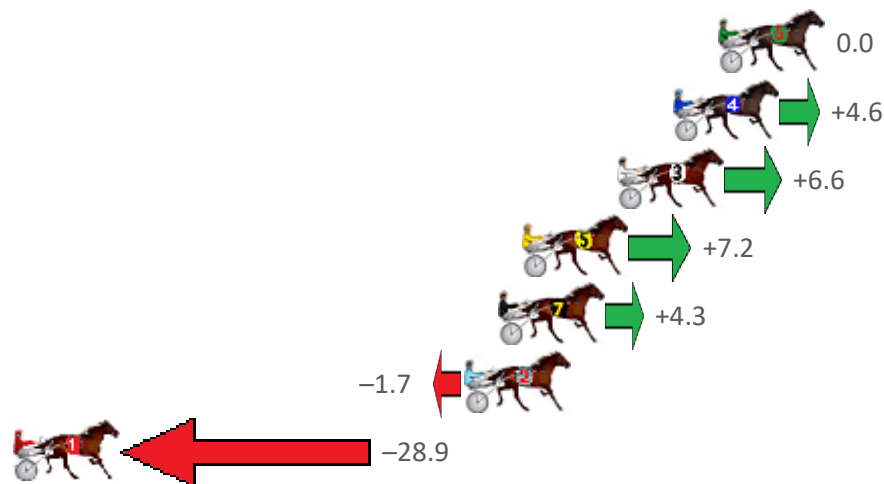
# Albion Park Race 3 Distance 1660m

Tuesday, 9 March 2021

Gross Time: 1:57.10 MileRate: 1:53.50 LeadTime: 3.50s First Qtr: 26.40s Second Qtr: 30.80s Third Qtr: 28.50s Fourth Qtr: 27.90s

No Horse	Plc	Margin	Time	800Time (W)	400 Time (W)
6 PACIFIC DRUMS	1	0.0m	1:57.10	56.40s (0)	27.90s (0)
4 LETTUCEFIRESTAR	2	1.8m	1:57.23	56.08s (1)	27.93s (1)
3 CLASSIE AMERICAN	3	4.0m	1:57.39	55.94s (1)	27.76s (1)
5 MONTANA CHIEF	4	7.8m	1:57.67	55.90s (1)	27.62s (1)
7 SABRAGE	5	8.7m	1:57.74	56.10s (0)	27.55s (0)
2 B MAC C	6	10.1m	1:57.84	56.52s (0)	27.95s (0)
1 MAJOR FERNCO	7	33.1m	1:59.53	58.43s (0)	29.84s (0)

Finish Position and metres gained from 800m



Sectionals  
Powered by

**PJ HARNESS ANALYSER**  
HORSE REPORTS RAW DATA  
All your sectional needs  
Check us out at [www.pjdata.com.au](http://www.pjdata.com.au) and now on Facebook

The Racing Queensland Board (trading as Racing Queensland) and provider are not responsible for the completeness or accuracy of any of the information contained herein, and makes no representations about its suitability for any purpose.

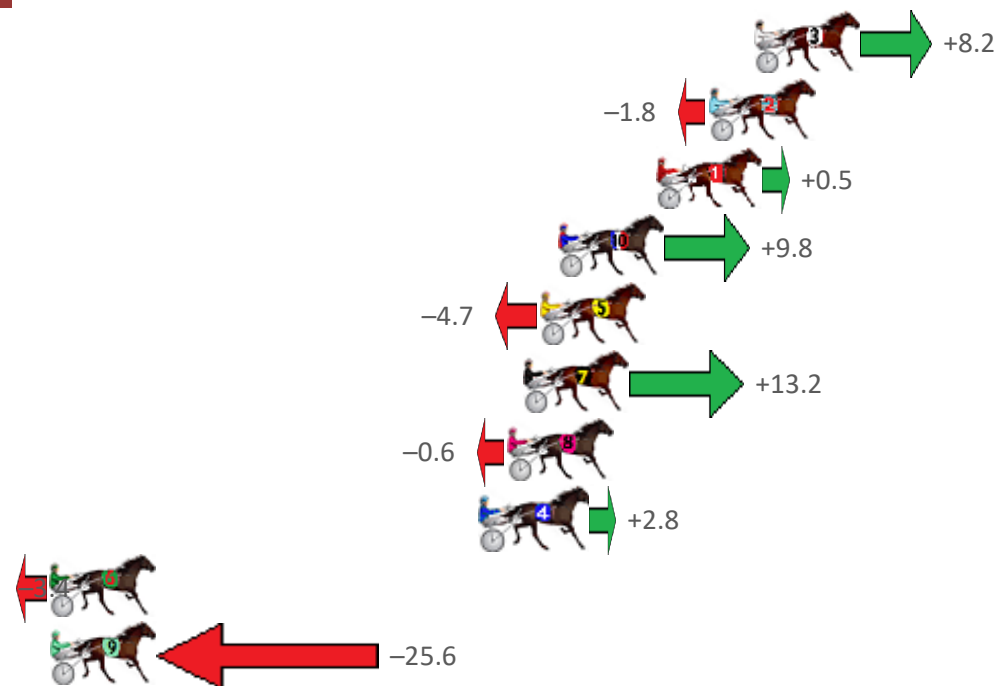
# Albion Park Race 4 Distance 1660m

Tuesday, 9 March 2021

Gross Time: 1:58.80 MileRate: 1:55.20 LeadTime: 3.50s First Qtr: 28.20s Second Qtr: 29.60s Third Qtr: 28.60s Fourth Qtr: 28.90s

No Horse	Plc	Margin	Time	800Time (W)	400 Time (W)
3 CHAINLINC	1	0.0m	1:58.80	56.91s (1)	28.86s (2)
2 COPPICE	2	1.8m	1:58.94	57.63s (0)	29.03s (0)
1 FIRE ME UP	3	3.9m	1:59.10	57.46s (0)	28.84s (0)
10 GRETELS GIRL	4	7.8m	1:59.39	56.80s (1)	28.90s (2)
5 LANCELOT BROMAC	5	8.5m	1:59.44	57.84s (1)	29.17s (1)
7 FLAME LADY	6	9.2m	1:59.50	56.56s (1)	28.66s (2)
8 ROGER THAT	7	9.8m	1:59.54	57.54s (0)	28.91s (0)
4 WOODLANDS WONDER	8	10.8m	1:59.62	57.30s (0)	28.64s (0)
6 SIR SEMPER FIDELIS	9	35.0m	2:01.45	57.74s (1)	29.37s (0)
9 PURPLE SHADES	10	38.4m	2:01.71	59.33s (1)	30.93s (1)

Finish Position and metres gained from 800m



Sectionals  
Powered by

## PJ HARNESS ANALYSER

HORSE REPORTS RAW DATA

All your sectional needs

Check us out at [www.pjdata.com.au](http://www.pjdata.com.au) and now on Facebook

The Racing Queensland Board (trading as Racing Queensland) and provider are not responsible for the completeness or accuracy of any of the information contained herein, and makes no representations about its suitability for any purpose.


# Albion Park Race 5 Distance 1660m

Tuesday, 9 March 2021

Gross Time: 1:58.60 MileRate: 1:55.00 LeadTime: 3.60s First Qtr: 27.50s Second Qtr: 30.60s Third Qtr: 28.10s Fourth Qtr: 28.80s

No Horse	Plc	Margin	Time	800Time (W)	400 Time (W)
7 JINGLES BROMAC	1	0.0m	1:58.60	56.90s (0)	28.80s (0)
5 ITZ MAJOR RICH	2	5.9m	1:59.05	56.96s (1)	28.85s (1)
6 QUICK STEP	3	6.7m	1:59.11	55.70s (1)	27.78s (0)
2 GROOVY MISS ANNIE	4	7.0m	1:59.13	57.04s (0)	28.93s (0)
3 KWASII	5	11.2m	1:59.45	57.00s (0)	28.94s (0)
9 NEWMERELLA LADYKAY	6	12.1m	1:59.51	57.09s (1)	28.74s (1)
8 DOLLARBILL	7	12.6m	1:59.55	56.72s (0)	28.56s (0)
10 ROCKNROLL DA GAMA	8	14.2m	1:59.67	56.57s (1)	28.30s (1)
4 MAJOR TRALEE	9	14.8m	1:59.72	56.94s (1)	28.66s (2)

Finish Position and metres gained from 800m



Sectionals  
Powered by

**PJ HARNESS ANALYSER**  
HORSE REPORTS RAW DATA  
All your sectional needs  
Check us out at [www.pjdata.com.au](http://www.pjdata.com.au) and now on Facebook



The Racing Queensland Board (trading as Racing Queensland) and provider are not responsible for the completeness or accuracy of any of the information contained herein, and makes no representations about its suitability for any purpose.

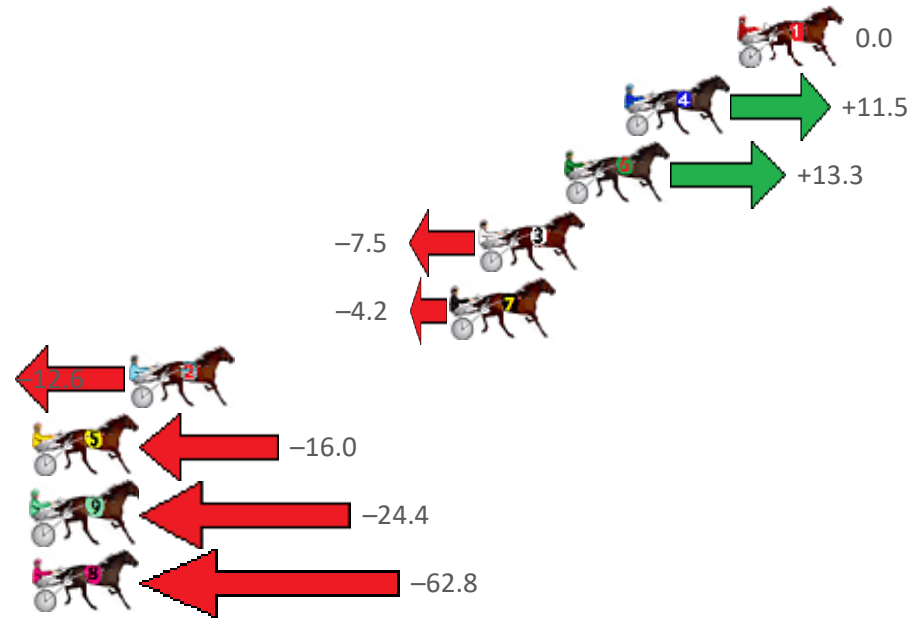
# Albion Park Race 6 Distance 2138m

Tuesday, 9 March 2021

Gross Time: 2:35.50 MileRate: 1:57.10 LeadTime: 38.70s First Qtr: 29.90s Second Qtr: 29.80s Third Qtr: 28.40s Fourth Qtr: 28.70s

No Horse	Plc	Margin	Time	800Time (W)	400 Time (W)
1 SHEZ ALL STYLE	1	0.0m	2:35.50	57.10s (0)	28.70s (0)
4 RECIPE FOR DREAMING	2	4.5m	2:35.84	56.28s (1)	28.44s (2)
6 GINGER MICKY	3	6.9m	2:36.02	56.16s (1)	28.29s (2)
3 ILLAWONG DREAMTIM	4	10.3m	2:36.28	57.63s (1)	29.18s (1)
7 PLATINUM PROMISE	5	11.4m	2:36.36	57.40s (1)	29.24s (2)
2 SUN SAFE	6	24.2m	2:37.32	57.99s (1)	29.61s (1)
5 GOJOE	7	30.4m	2:37.79	58.24s (0)	29.66s (1)
9 JIVE	8	34.0m	2:38.06	58.83s (0)	30.13s (0)
8 ISLAS JOY	9	67.0m	2:40.55	61.56s (0)	33.00s (0)

Finish Position and metres gained from 800m



Sectionals  
Powered by

PJ HARNESS ANALYSER

HORSE REPORTS RAW DATA

All your sectional needs

Check us out at [www.pjdata.com.au](http://www.pjdata.com.au) and now on Facebook

The Racing Queensland Board (trading as Racing Queensland) and provider are not responsible for the completeness or accuracy of any of the information contained herein, and makes no representations about its suitability for any purpose.



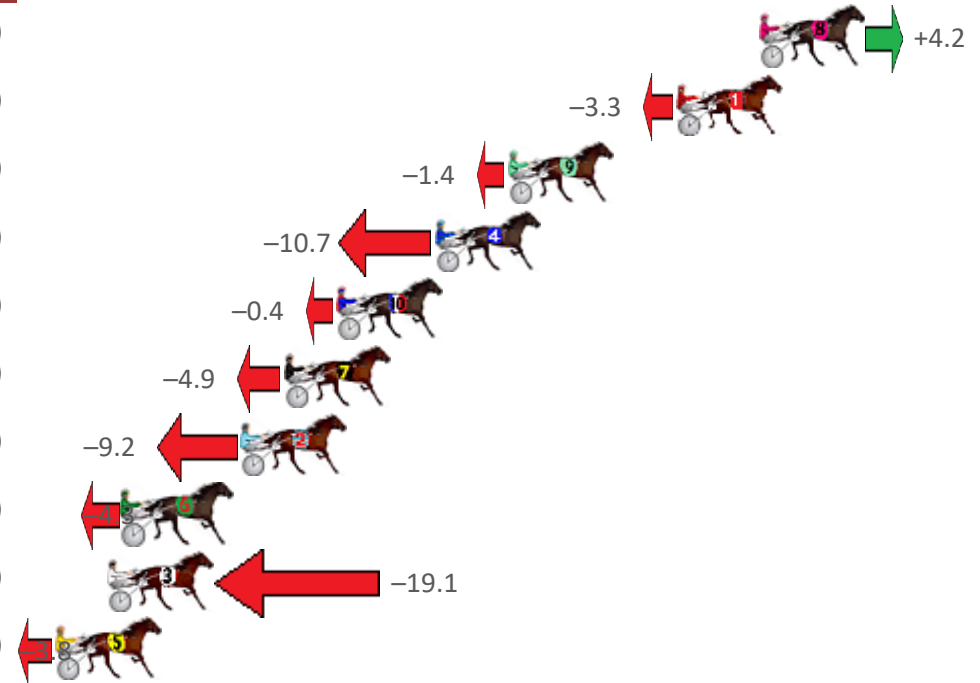
# Albion Park Race 7 Distance 1660m

Tuesday, 9 March 2021

Gross Time: 1:56.50 MileRate: 1:53.00 LeadTime: 3.50s First Qtr: 27.00s Second Qtr: 29.60s Third Qtr: 28.30s Fourth Qtr: 28.10s

No	Horse	Plc	Margin	Time	800Time (W)	400 Time (W)
8	SQUARE DEALER	1	0.0m	1:56.50	56.11s (0)	27.81s (0)
1	LEFT A TERROR	2	3.3m	1:56.74	56.63s (0)	28.33s (0)
9	LORIMER LADY	3	10.0m	1:57.24	56.50s (0)	28.21s (0)
4	NEARIS GREEN	4	12.9m	1:57.45	57.15s (1)	28.78s (1)
10	DATTITUDE	5	16.8m	1:57.74	56.43s (1)	28.59s (2)
7	ARTFUL MAID	6	18.9m	1:57.90	56.74s (0)	28.53s (0)
2	ASHKII	7	20.6m	1:58.02	57.04s (1)	28.70s (1)
6	CAPTAIN COSMONAUT	8	25.3m	1:58.37	56.70s (1)	28.81s (2)
3	ADRENALINE RUSH	9	25.9m	1:58.41	57.74s (1)	29.36s (1)
5	BLISSFULDAY	10	29.2m	1:58.66	56.67s (1)	28.64s (1)

Finish Position and metres gained from 800m



Sectionals  
Powered by

PJ HARNESS ANALYSER

HORSE REPORTS RAW DATA

All your sectional needs

Check us out at [www.pjdata.com.au](http://www.pjdata.com.au) and now on Facebook

The Racing Queensland Board (trading as Racing Queensland) and provider are not responsible for the completeness or accuracy of any of the information contained herein, and makes no representations about its suitability for any purpose.

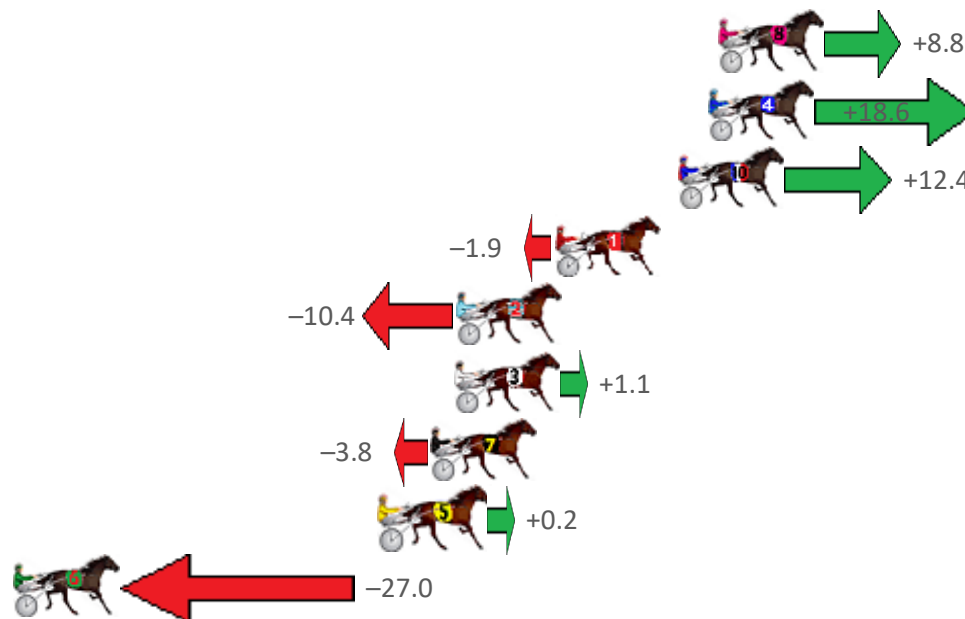
# Albion Park Race 8 Distance 2138m

Tuesday, 9 March 2021

Gross Time: 2:34.60 MileRate: 1:56.30 LeadTime: 36.90s First Qtr: 31.20s Second Qtr: 30.00s Third Qtr: 28.50s Fourth Qtr: 28.00s

No Horse	Plc	Margin	Time	800Time (W)	400 Time (W)
8 SIR JULIAN	1	0.0m	2:34.60	55.88s (0)	27.10s (0)
4 JONAH JONES	2	0.4m	2:34.63	55.19s (2)	27.65s (1)
10 LEOS BEST	3	1.6m	2:34.72	55.63s (2)	28.11s (1)
1 JAY TEE TYRON	4	6.5m	2:35.08	56.63s (0)	27.88s (0)
2 DOUBLE OR NOTHING	5	10.4m	2:35.37	57.23s (0)	28.56s (0)
3 WHISKEY BLAZE	6	10.5m	2:35.37	56.42s (1)	27.80s (2)
7 SPARKLING COLLECT	7	11.4m	2:35.44	56.77s (1)	27.81s (1)
5 THATS HOW WEROLL	8	13.4m	2:35.59	56.49s (0)	27.69s (2)
6 KINGOFTHESTARS	9	30.0m	2:36.81	58.40s (1)	29.38s (1)

Finish Position and metres gained from 800m



Sectionals  
Powered by

## PJ HARNESS ANALYSER

HORSE REPORTS RAW DATA

All your sectional needs

Check us out at [www.pjdata.com.au](http://www.pjdata.com.au) and now on Facebook

The Racing Queensland Board (trading as Racing Queensland) and provider are not responsible for the completeness or accuracy of any of the information contained herein, and makes no representations about its suitability for any purpose.



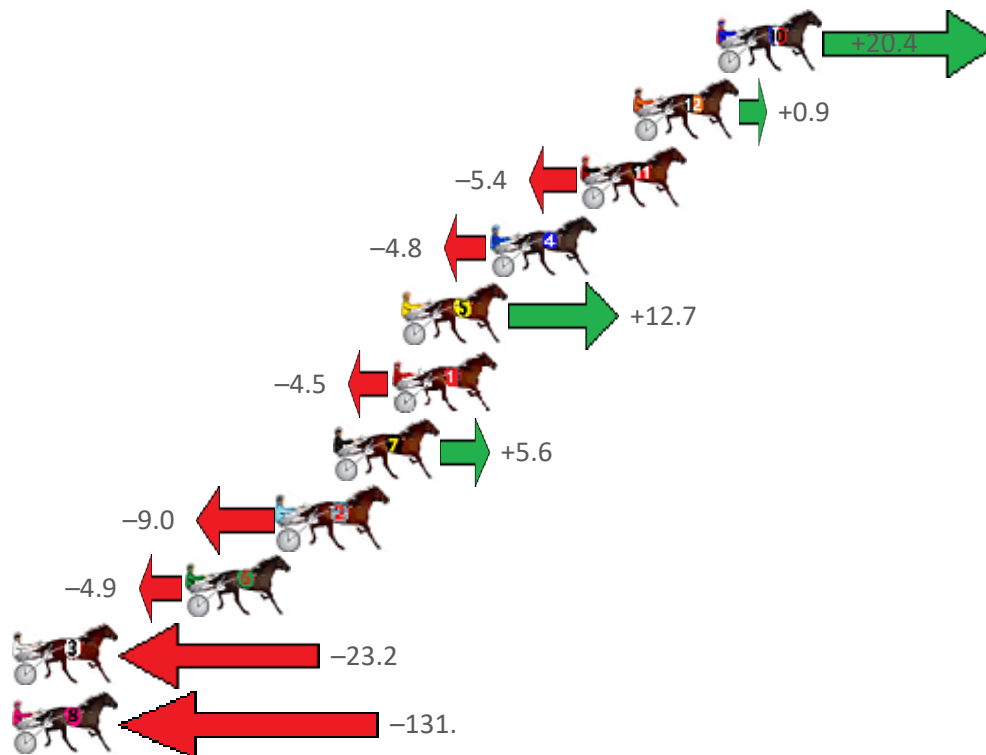
# Albion Park Race 9 Distance 2138m

Tuesday, 9 March 2021

Gross Time: 2:32.30 MileRate: 1:54.60 LeadTime: 36.40s First Qtr: 28.80s Second Qtr: 30.00s Third Qtr: 28.40s Fourth Qtr: 28.70s

No Horse	Plc	Margin	Time	800Time (W)	400 Time (W)
10 SHORTYS MATE	1	0.0m	2:32.30	55.65s (0)	28.07s (2)
12 CASINO TOMMY	2	3.3m	2:32.55	57.04s (1)	28.92s (1)
11 CHANTREY	3	5.4m	2:32.71	57.48s (0)	29.09s (0)
4 MARETTI	4	9.0m	2:32.98	57.44s (0)	29.01s (0)
5 HEZA BROMAC	5	12.5m	2:33.24	56.20s (0)	28.56s (2)
1 MISSINMEMATE	6	12.9m	2:33.27	57.42s (0)	29.01s (0)
7 SAM IS PERFECTION	7	15.2m	2:33.45	56.70s (1)	29.47s (2)
2 LITTLE CHANGE	8	17.4m	2:33.61	57.74s (2)	29.61s (1)
6 IMA TOP TYCOON	9	21.1m	2:33.89	57.45s (1)	29.42s (1)
3 OH I AM THE ONE	10	34.8m	2:34.92	58.75s (1)	30.14s (0)
8 WATTLEBANK FLYER	11	148.0m	2:43.45	66.45s (0)	36.28s (0)

Finish Position and metres gained from 800m



Sectionals  
Powered by

**PJ HARNESS ANALYSER**  
HORSE REPORTS RAW DATA  
All your sectional needs

Check us out at [www.pjdata.com.au](http://www.pjdata.com.au) and now on Facebook

The Racing Queensland Board (trading as Racing Queensland) and provider are not responsible for the completeness or accuracy of any of the information contained herein, and makes no representations about its suitability for any purpose.