

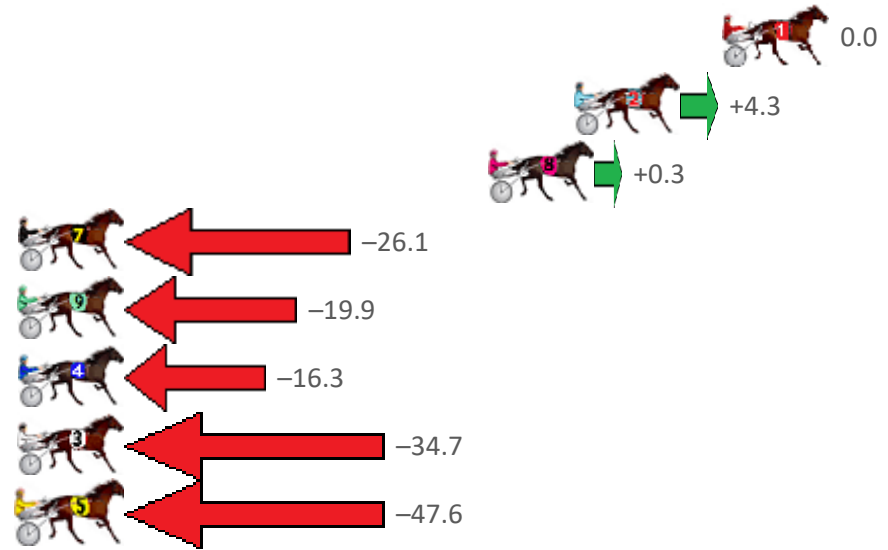
# Redcliffe Race 1 Distance 1780m

Thursday, 18 March 2021

Gross Time: 2:11.20 MileRate: 1:58.60 LeadTime: 11.40s First Qtr: 30.80s Second Qtr: 30.20s Third Qtr: 29.40s Fourth Qtr: 29.40s

No Horse	Plc	Margin	Time	800Time (W)	400 Time (W)
1 CRIME BOSS	1	0.0m	2:11.20	58.80s (0)	29.40s (0)
2 CHARLIE CHUCKLES	2	5.9m	2:11.65	58.49s (1)	29.35s (1)
8 CHILI ROCKS	3	9.3m	2:11.92	58.78s (0)	29.32s (0)
7 BAILEYS WITH LEGS	4	30.9m	2:13.58	60.71s (0)	31.25s (0)
9 WEDDING NIGHT	5	35.3m	2:13.92	60.25s (1)	30.87s (1)
4 TIMSTAR	6	38.1m	2:14.14	59.99s (1)	30.68s (1)
3 DREAMOUTS NIECE	7	48.3m	2:14.92	61.34s (0)	31.86s (0)
5 COLDMOUNTAIN TILLY	8	66.0m	2:16.29	62.28s (0)	32.72s (0)

Finish Position and metres gained from 800m



Sectionals  
Powered by

**PJ HARNESS ANALYSER**  
HORSE REPORTS RAW DATA  
All your sectional needs  
Check us out at [www.pjdata.com.au](http://www.pjdata.com.au) and now on Facebook



The Racing Queensland Board (trading as Racing Queensland) and provider are not responsible for the completeness or accuracy of any of the information contained herein, and makes no representations about its suitability for any purpose.

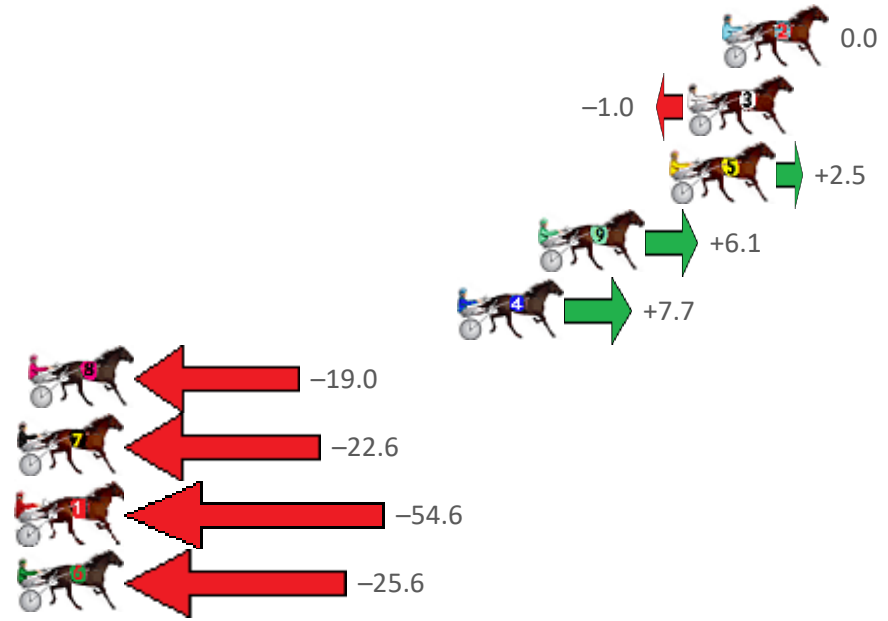
# Redcliffe Race 2 Distance 1780m

Thursday, 18 March 2021

Gross Time: 2:11.80 MileRate: 1:59.10 LeadTime: 11.50s First Qtr: 30.00s Second Qtr: 30.30s Third Qtr: 29.60s Fourth Qtr: 30.40s

No Horse	Plc	Margin	Time	800Time (W)	400 Time (W)
2 GUTS	1	0.0m	2:11.80	60.00s (0)	30.40s (0)
3 THATS FUNNY	2	1.4m	2:11.91	60.07s (1)	30.51s (1)
5 NIGHTWATCH STAR	3	2.1m	2:11.97	59.81s (1)	30.35s (2)
9 ILLBEWATCHING	4	7.3m	2:12.38	59.55s (1)	29.79s (2)
4 WEASEL	5	10.5m	2:12.64	59.43s (1)	29.65s (2)
8 SAVANNAHS BOY	6	27.6m	2:14.00	61.42s (1)	31.53s (1)
7 IMA REGAL JET	7	32.6m	2:14.39	61.69s (0)	31.49s (1)
1 POSER	8	59.6m	2:16.54	64.07s (0)	33.79s (0)
6 LITTLEDEE	9	75.6m	2:17.82	61.91s (0)	32.98s (0)

Finish Position and metres gained from 800m



Sectionals  
Powered by

PJ

HARNESS ANALYSER

HORSE REPORTS      RAW DATA

All your sectional needs

Check us out at [www.pjdata.com.au](http://www.pjdata.com.au) and now on Facebook

The Racing Queensland Board (trading as Racing Queensland) and provider are not responsible for the completeness or accuracy of any of the information contained herein, and makes no representations about its suitability for any purpose.

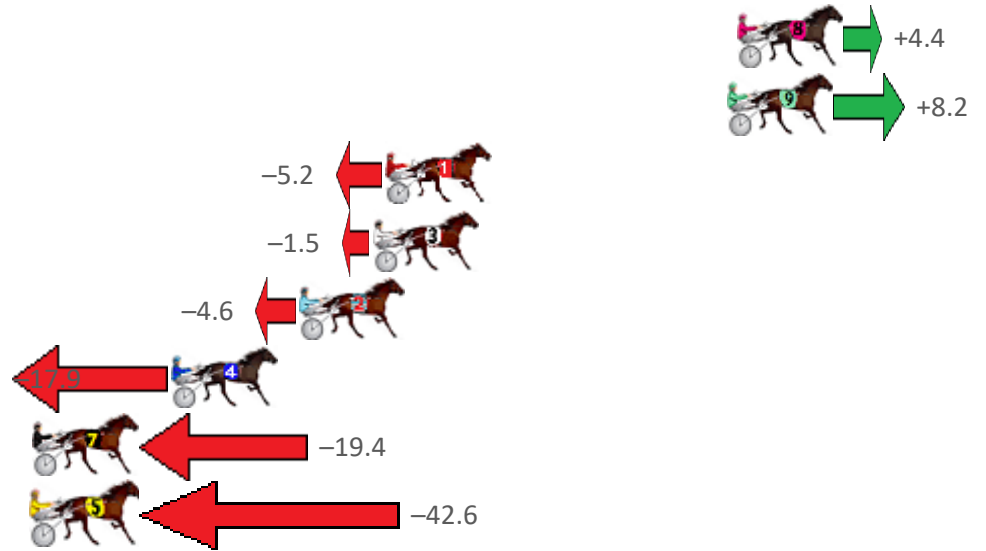
# Redcliffe Race 3 Distance 1780m

Thursday, 18 March 2021

Gross Time: 2:11.90 MileRate: 1:59.20 LeadTime: 11.40s First Qtr: 30.70s Second Qtr: 31.20s Third Qtr: 29.80s Fourth Qtr: 28.80s

No Horse	Plc	Margin	Time	800Time (W)	400 Time (W)
8 SHEREACTS	1	0.0m	2:11.90	58.28s (1)	28.80s (1)
9 KENDYS BUTTERFLY	2	0.4m	2:11.93	58.00s (1)	28.20s (2)
1 GEORGEZILLA	3	14.0m	2:12.96	58.98s (0)	29.40s (1)
3 ALLY PINK	4	14.5m	2:13.00	58.71s (1)	29.59s (2)
2 DUSTY PLAINS	5	17.4m	2:13.22	58.94s (0)	29.29s (0)
4 TACTFILLY MIRACLE	6	22.5m	2:13.60	59.90s (0)	30.11s (0)
7 BRISKET	7	37.0m	2:14.70	60.01s (0)	30.16s (0)
5 TASCOTT TERROR	8	42.6m	2:15.12	61.70s (0)	31.85s (0)

Finish Position and metres gained from 800m



Sectionals  
Powered by

## PJ HARNESS ANALYSER

HORSE REPORTS RAW DATA

All your sectional needs

Check us out at [www.pjdata.com.au](http://www.pjdata.com.au) and now on Facebook

The Racing Queensland Board (trading as Racing Queensland) and provider are not responsible for the completeness or accuracy of any of the information contained herein, and makes no representations about its suitability for any purpose.

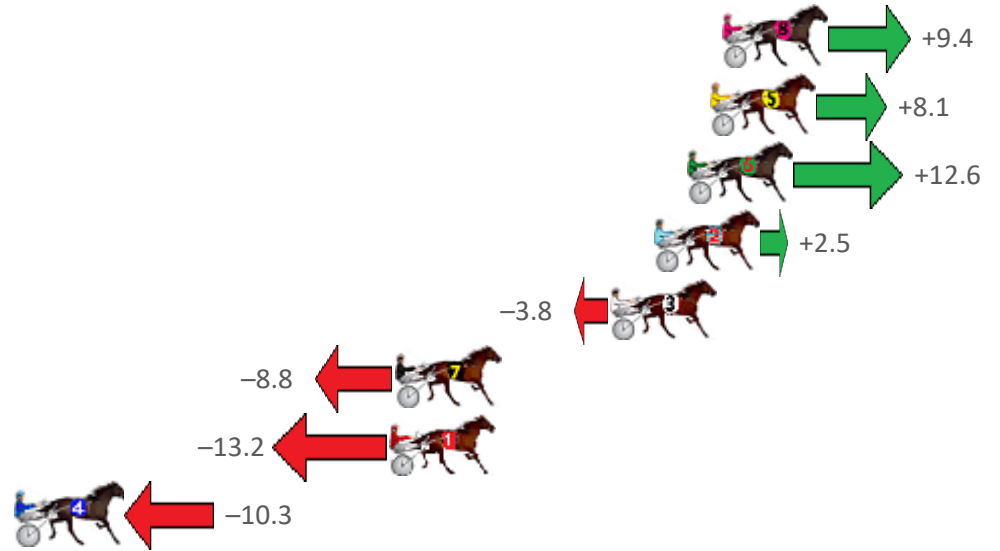
# Redcliffe Race 4 Distance 1780m

Thursday, 18 March 2021

Gross Time: 2:13.00 MileRate: 2:00.30 LeadTime: 11.30s First Qtr: 30.50s Second Qtr: 30.70s Third Qtr: 30.20s Fourth Qtr: 30.30s

No Horse	Plc	Margin	Time	800Time (W)	400 Time (W)
8 BETTING BARON	1	0.0m	2:13.00	59.79s (1)	29.59s (1)
5 PERFECT FEELING	2	0.5m	2:13.04	59.89s (0)	29.40s (0)
6 NON PASSARE	3	1.4m	2:13.11	59.55s (1)	29.47s (2)
2 KOOKABURRAPRINCESS	4	2.7m	2:13.21	60.31s (1)	30.14s (1)
3 RAINBOW STYLING	5	4.4m	2:13.35	60.79s (1)	30.63s (1)
7 HURRIKANE SPECIAL	6	13.0m	2:14.03	61.16s (0)	30.68s (0)
1 SHESA PEARLA	7	13.2m	2:14.05	61.49s (0)	31.02s (0)
4 WHATELEY	8	28.5m	2:15.26	61.27s (1)	31.96s (2)

Finish Position and metres gained from 800m



Sectionals  
Powered by

## PJ HARNESS ANALYSER

HORSE REPORTS RAW DATA

All your sectional needs

Check us out at [www.pjdata.com.au](http://www.pjdata.com.au) and now on Facebook

The Racing Queensland Board (trading as Racing Queensland) and provider are not responsible for the completeness or accuracy of any of the information contained herein, and makes no representations about its suitability for any purpose.

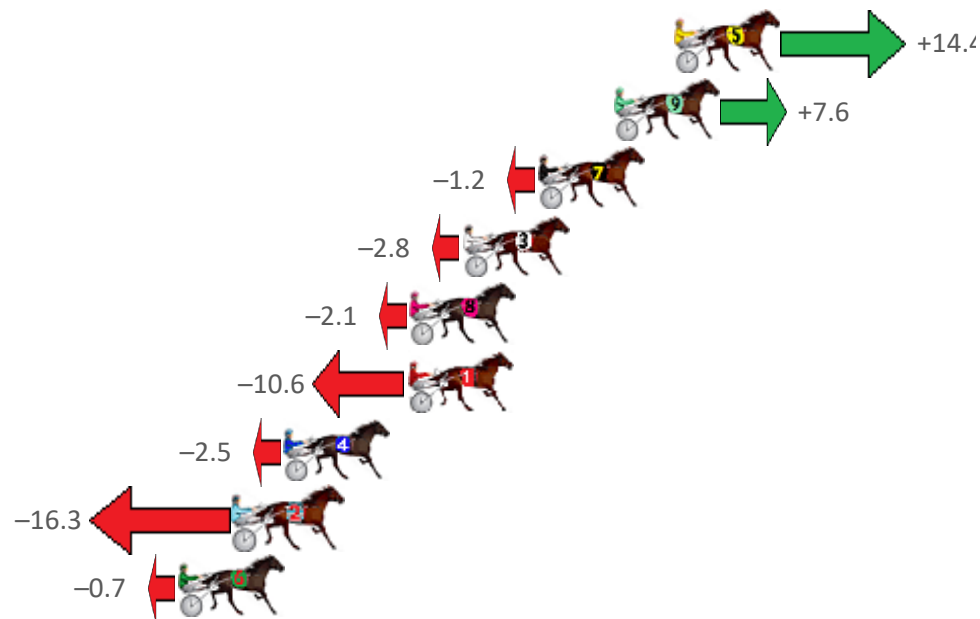
# Redcliffe Race 5 Distance 1780m

Thursday, 18 March 2021

Gross Time: 2:12.50 MileRate: 1:59.80 LeadTime: 11.60s First Qtr: 30.70s Second Qtr: 30.20s Third Qtr: 30.20s Fourth Qtr: 29.80s

No Horse	Plc	Margin	Time	800Time (W)	400 Time (W)
5 RAFFERTY DELIGHTS	1	0.0m	2:12.50	58.93s (1)	29.07s (3)
9 BRILLIANT ART	2	2.4m	2:12.69	59.43s (1)	29.67s (2)
7 IMA BIRUBI BOY	3	5.4m	2:12.92	60.09s (0)	29.89s (0)
3 CHUMP CHOP	4	8.4m	2:13.16	60.21s (1)	29.87s (1)
8 BEEJAYS DELIGHT	5	10.5m	2:13.32	60.16s (0)	29.94s (0)
1 WILD ABOUT TOWN	6	10.6m	2:13.33	60.79s (0)	30.59s (0)
4 DALLAS COWGIRL	7	15.5m	2:13.71	60.19s (0)	29.97s (0)
2 A ROCKNROLL LEGACY	8	17.5m	2:13.87	61.22s (1)	30.87s (1)
6 BARBOO	9	19.7m	2:14.04	60.05s (1)	30.52s (2)

Finish Position and metres gained from 800m



Sectionals  
Powered by

## PJ HARNESS ANALYSER

HORSE REPORTS RAW DATA

All your sectional needs

Check us out at [www.pjdata.com.au](http://www.pjdata.com.au) and now on Facebook

The Racing Queensland Board (trading as Racing Queensland) and provider are not responsible for the completeness or accuracy of any of the information contained herein, and makes no representations about its suitability for any purpose.

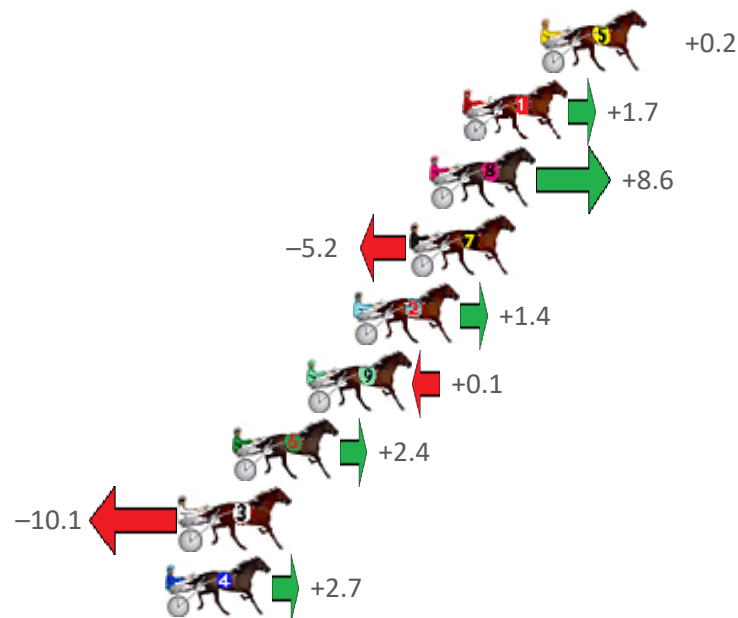
# Redcliffe Race 6 Distance 1780m

Thursday, 18 March 2021

Gross Time: 2:11.10 MileRate: 1:58.50 LeadTime: 11.30s First Qtr: 31.20s Second Qtr: 29.80s Third Qtr: 29.40s Fourth Qtr: 29.40s

No Horse	Plc	Margin	Time	800Time (W)	400 Time (W)
5 TYPHOON TORQUE	1	0.0m	2:11.10	58.79s (0)	29.40s (0)
1 TODAY'S HERO	2	3.1m	2:11.34	58.68s (0)	29.30s (0)
8 OUR BELLA LUCIA	3	4.4m	2:11.44	58.17s (1)	29.06s (2)
7 MAKINMEFEELGOOD	4	5.2m	2:11.50	59.18s (1)	29.47s (1)
2 ONYAJANS	5	7.4m	2:11.67	58.70s (1)	29.65s (2)
9 DARBY BRIGHTS	6	9.3m	2:11.82	58.79s (0)	29.39s (0)
6 SCHEU CREEK	7	12.2m	2:12.04	58.62s (0)	29.25s (0)
3 SIR JUJON	8	14.3m	2:12.20	59.54s (1)	29.77s (1)
4 MAJOR LUCKY	9	14.9m	2:12.25	58.60s (1)	29.39s (1)

Finish Position and metres gained from 800m



Sectionals  
Powered by

PJ HARNESS ANALYSER

HORSE REPORTS RAW DATA

All your sectional needs

Check us out at [www.pjdata.com.au](http://www.pjdata.com.au) and now on Facebook

The Racing Queensland Board (trading as Racing Queensland) and provider are not responsible for the completeness or accuracy of any of the information contained herein, and makes no representations about its suitability for any purpose.



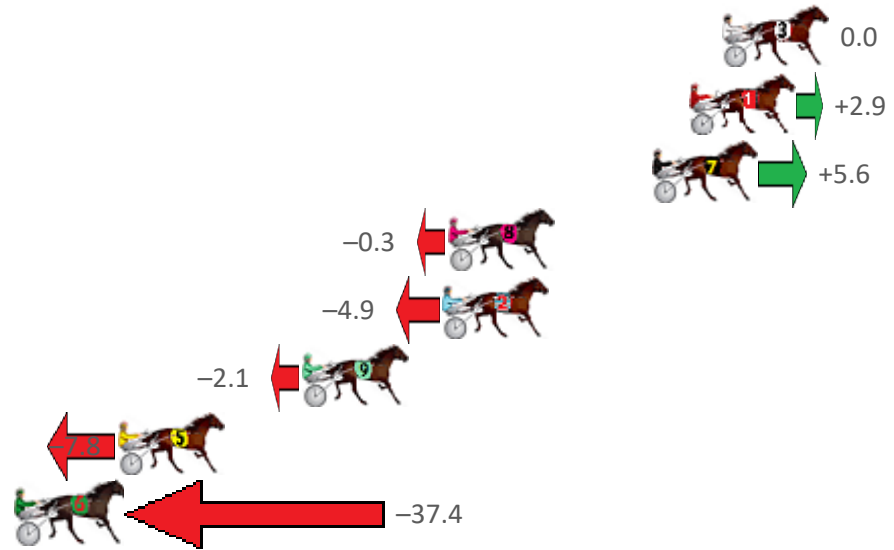
# Redcliffe Race 7 Distance 1780m

Thursday, 18 March 2021

Gross Time: 2:10.80 MileRate: 1:58.30 LeadTime: 11.50s First Qtr: 31.00s Second Qtr: 30.60s Third Qtr: 28.80s Fourth Qtr: 28.90s

No Horse	Plc	Margin	Time	800Time (W)	400 Time (W)
3 LAVAZZA	1	0.0m	2:10.80	57.70s (0)	28.90s (0)
1 TACTFILLY MAGIC	2	1.3m	2:10.90	57.49s (0)	28.66s (0)
7 ROCKNROLL DA GAMA	3	2.8m	2:11.01	57.30s (0)	28.40s (0)
8 HIT THE TRACK	4	10.9m	2:11.63	57.72s (1)	28.45s (1)
2 SWEET SANGRIA	5	11.1m	2:11.64	58.05s (1)	29.53s (1)
9 ARTISTIC SAINT	6	16.7m	2:12.07	57.85s (2)	29.18s (1)
5 WHERES TASCOTT	7	24.0m	2:12.62	58.26s (0)	29.03s (1)
6 PACIFIC COIN	8	39.0m	2:13.76	60.38s (1)	30.38s (0)

Finish Position and metres gained from 800m



Sectionals  
Powered by

## PJ HARNESS ANALYSER

HORSE REPORTS RAW DATA

All your sectional needs

Check us out at [www.pjdata.com.au](http://www.pjdata.com.au) and now on Facebook

The Racing Queensland Board (trading as Racing Queensland) and provider are not responsible for the completeness or accuracy of any of the information contained herein, and makes no representations about its suitability for any purpose.

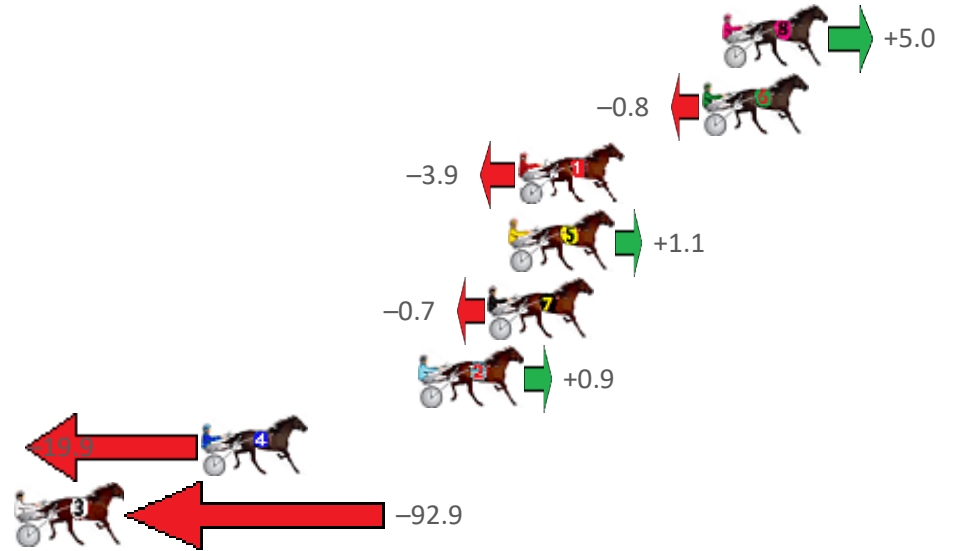
# Redcliffe Race 8 Distance 2040m

Thursday, 18 March 2021

Gross Time: 2:30.10 MileRate: 1:58.40 LeadTime: 31.10s First Qtr: 30.50s Second Qtr: 30.10s Third Qtr: 29.40s Fourth Qtr: 29.00s

No Horse	Plc	Margin	Time	800Time (W)	400 Time (W)
8 OUR STELLA ROSE	1	0.0m	2:30.10	58.04s (1)	28.48s (2)
6 PLATINUM PROMISE	2	0.8m	2:30.16	58.46s (0)	29.06s (0)
1 JOVIAL JULIE	3	8.1m	2:30.72	58.68s (0)	29.27s (0)
5 SUKI DAYO	4	8.5m	2:30.75	58.32s (1)	28.78s (2)
7 OUR PEPPERJACK	5	9.3m	2:30.81	58.45s (0)	29.02s (0)
2 HOLDINGNO CURRENCY	6	12.1m	2:31.02	58.33s (0)	28.92s (1)
4 GWENDALION	7	20.7m	2:31.68	59.84s (1)	30.25s (1)
3 SUN SAFE	8	242.9m	2:48.58	65.14s (0)	32.09s (0)

Finish Position and metres gained from 800m



Sectionals  
Powered by

## PJ HARNESS ANALYSER

HORSE REPORTS RAW DATA

All your sectional needs

Check us out at [www.pjdata.com.au](http://www.pjdata.com.au) and now on Facebook

The Racing Queensland Board (trading as Racing Queensland) and provider are not responsible for the completeness or accuracy of any of the information contained herein, and makes no representations about its suitability for any purpose.



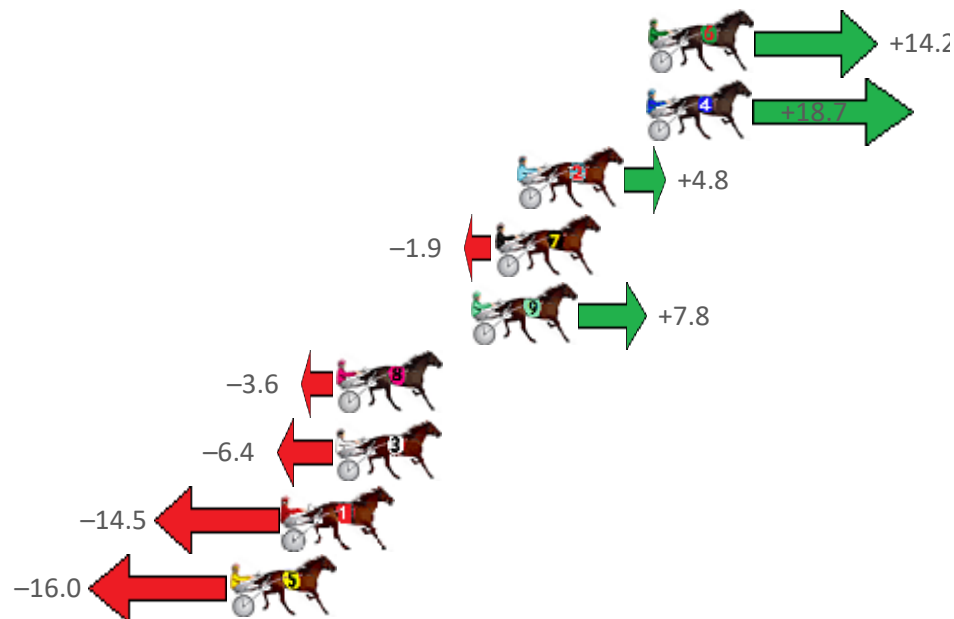
# Redcliffe Race 9 Distance 2040m

Thursday, 18 March 2021

Gross Time: 2:31.10 MileRate: 1:59.20 LeadTime: 31.20s First Qtr: 30.70s Second Qtr: 31.30s Third Qtr: 28.50s Fourth Qtr: 29.40s

No Horse	Plc	Margin	Time	800Time (W)	400 Time (W)
6 GLENEAGLE WARRIOR	1	0.0m	2:31.10	56.88s (2)	29.40s (0)
4 SHERBETS CHOICE	2	0.1m	2:31.11	56.55s (2)	28.97s (2)
2 ASHKII	3	5.2m	2:31.50	57.55s (1)	29.01s (2)
7 KATACHA MAN	4	6.1m	2:31.57	58.04s (0)	29.14s (0)
9 APACHE WHITESOX	5	7.0m	2:31.64	57.34s (1)	28.73s (1)
8 GOJOE	6	12.4m	2:32.06	58.16s (0)	29.30s (0)
3 SOME GIRLSOMEWHERE	7	12.4m	2:32.06	58.36s (1)	29.50s (1)
1 ASHLEE NITRO	8	14.5m	2:32.22	58.94s (0)	30.07s (0)
5 AQUA CRUISER	9	16.6m	2:32.38	59.05s (1)	30.13s (1)

Finish Position and metres gained from 800m



Sectionals  
Powered by

PJ HARNESS ANALYSER

HORSE REPORTS RAW DATA

All your sectional needs

Check us out at [www.pjdata.com.au](http://www.pjdata.com.au) and now on Facebook

The Racing Queensland Board (trading as Racing Queensland) and provider are not responsible for the completeness or accuracy of any of the information contained herein, and makes no representations about its suitability for any purpose.