

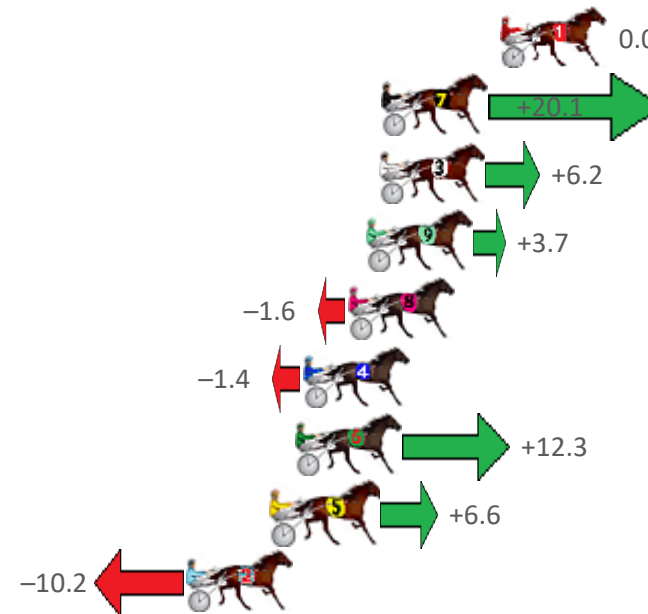
Albion Park Race 1 Distance 2138m

Saturday, 20 March 2021

Gross Time: 2:32.70 MileRate: 1:55.00 LeadTime: 37.40s First Qtr: 30.00s Second Qtr: 30.00s Third Qtr: 27.70s Fourth Qtr: 27.60s

NoHorse	Plc	Margin	Time	800Time (W)	400 Time (W)
1 LEOS BEST	1	0.0m	2:32.70	55.30s (0)	27.60s (0)
7 FEELINGFORARAINBOW	2	4.7m	2:33.04	53.92s (1)	26.95s (2)
3 MAJORDOIT	3	4.8m	2:33.05	54.87s (1)	27.63s (2)
9 SHORTYS MATE	4	5.3m	2:33.08	55.05s (0)	27.33s (0)
8 OUR WALL STREET WOL	5	6.0m	2:33.14	55.41s (0)	27.71s (0)
4 IMASPORTSSTAR	6	7.8m	2:33.27	55.40s (1)	27.65s (1)
6 CLARRY	7	8.1m	2:33.29	54.45s (1)	27.50s (2)
5 SIR JULIAN	8	9.0m	2:33.35	54.85s (1)	27.45s (1)
2 FRANCO LANDRY	9	12.4m	2:33.60	56.00s (1)	28.26s (1)

Finish Position and metres gained from 800m



Sectionals
Powered by

PJ HARNESS ANALYSER
HORSE REPORTS RAW DATA
All your sectional needs
Check us out at www.pjdata.com.au and now on Facebook

The Racing Queensland Board (trading as Racing Queensland) and provider are not responsible for the completeness or accuracy of any of the information contained herein, and makes no representations about its suitability for any purpose.

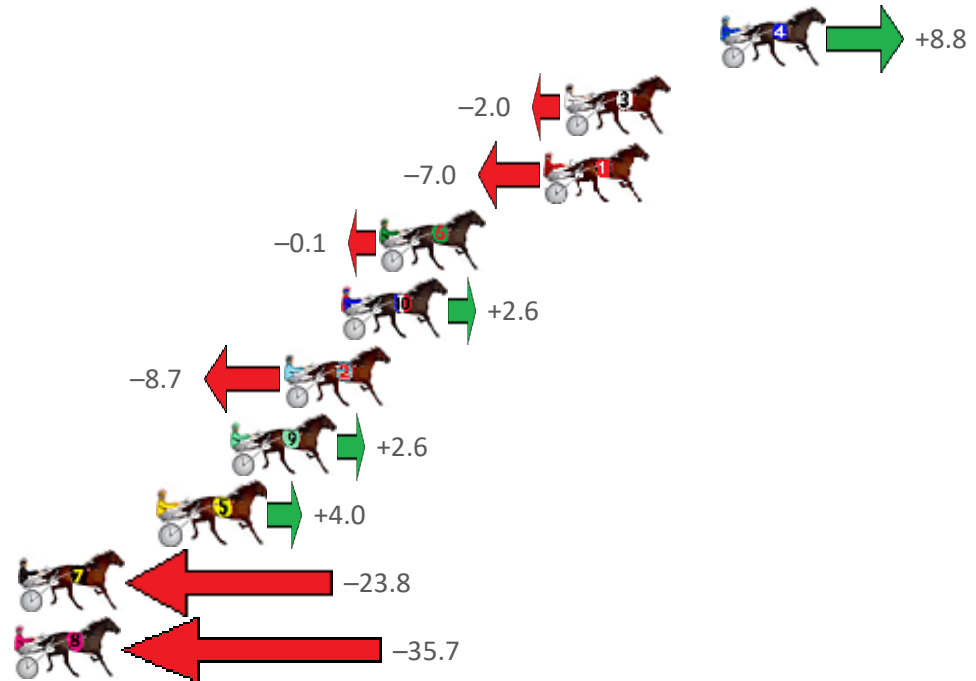
Albion Park Race 2 Distance 1660m

Saturday, 20 March 2021

Gross Time: 1:57.50 MileRate: 1:53.90 LeadTime: 3.30s First Qtr: 27.90s Second Qtr: 30.60s Third Qtr: 27.60s Fourth Qtr: 28.10s

NoHorse	Plc	Margin	Time	800Time (W)	400 Time (W)
4 TWENTYEIGHTBLACK	1	0.0m	1:57.50	55.09s (1)	27.58s (2)
3 BETTATHANIDEAL	2	6.2m	1:57.96	55.84s (0)	28.24s (0)
1 ROCKNROLL DUDE	3	7.0m	1:58.02	56.18s (0)	28.59s (0)
6 RECIPE FOR DREAMING	4	13.5m	1:58.50	55.71s (1)	28.19s (1)
10 ROCKNROLL CLASSIC	5	15.0m	1:58.61	55.52s (1)	28.18s (2)
2 CIRCLE LINE	6	17.3m	1:58.78	56.30s (0)	28.53s (0)
9 BLUE MOON RISING	7	19.4m	1:58.93	55.52s (1)	28.27s (1)
5 BLUES TERROR	8	22.2m	1:59.14	55.42s (1)	28.00s (1)
7 CAPTAIN COSMONAUT	9	27.8m	1:59.55	57.35s (1)	29.80s (1)
8 TIMELY SOVEREIGN	10	48.5m	2:01.08	58.17s (0)	30.27s (0)

Finish Position and metres gained from 800m



Sectionals
Powered by

PJ HARNESS ANALYSER

HORSE REPORTS RAW DATA

All your sectional needs

Check us out at www.pjdata.com.au and now on Facebook

The Racing Queensland Board (trading as Racing Queensland) and provider are not responsible for the completeness or accuracy of any of the information contained herein, and makes no representations about its suitability for any purpose.

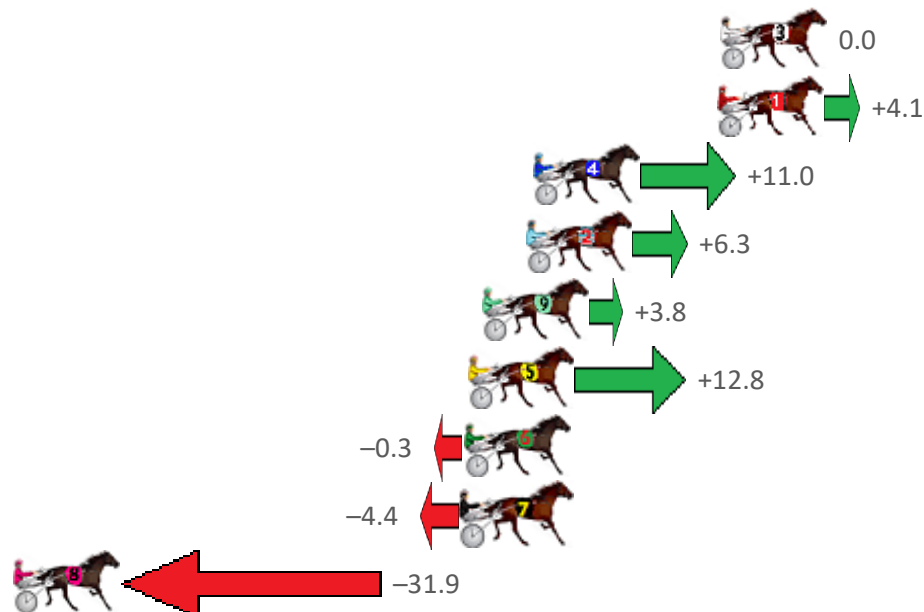
Albion Park Race 3 Distance 2138m

Saturday, 20 March 2021

Gross Time: 2:35.00 MileRate: 1:56.70 LeadTime: 37.30s First Qtr: 30.30s Second Qtr: 30.80s Third Qtr: 27.90s Fourth Qtr: 28.70s

NoHorse	Plc	Margin	Time	800Time (W)	400 Time (W)
3 MARETTI	1	0.0m	2:35.00	56.60s (0)	28.70s (0)
1 LEFT A TERROR	2	0.1m	2:35.01	56.31s (0)	28.41s (0)
4 LITTLE BOLT	3	7.4m	2:35.56	55.83s (1)	27.86s (1)
2 ONE OFF	4	7.7m	2:35.58	56.16s (1)	28.22s (1)
9 MAJOR GENERALJUJON	5	9.4m	2:35.71	56.33s (0)	27.80s (0)
5 ICE PICK ANGIE	6	10.0m	2:35.75	55.70s (1)	27.66s (1)
6 ARTHUR LOWE	7	10.1m	2:35.76	56.62s (1)	28.75s (1)
7 THEARTOFINFUSION	8	10.2m	2:35.77	56.91s (1)	29.10s (1)
8 OUR MADIBA	9	40.7m	2:38.07	58.84s (0)	30.33s (0)

Finish Position and metres gained from 800m



Sectionals
Powered by

PJ HARNESS ANALYSER

HORSE REPORTS RAW DATA

All your sectional needs

Check us out at www.pjdata.com.au and now on Facebook

The Racing Queensland Board (trading as Racing Queensland) and provider are not responsible for the completeness or accuracy of any of the information contained herein, and makes no representations about its suitability for any purpose.

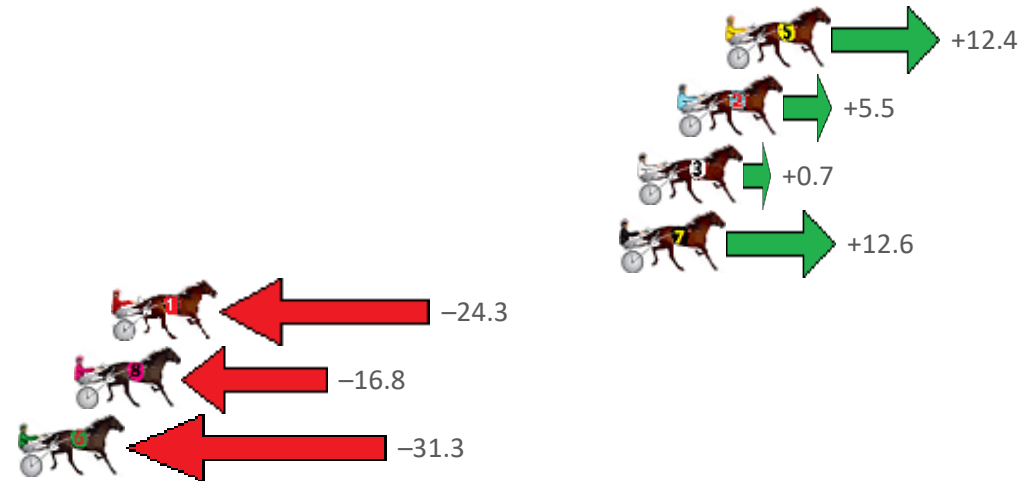
Albion Park Race 4 Distance 2138m

Saturday, 20 March 2021

Gross Time: 2:31.00 MileRate: 1:53.70 LeadTime: 34.60s First Qtr: 29.50s Second Qtr: 30.50s Third Qtr: 27.80s Fourth Qtr: 28.60s

NoHorse	Plc	Margin	Time	800Time (W)	400 Time (W)
5 CLINTAL DO	1	0.0m	2:31.00	55.53s (1)	28.26s (2)
2 LILAC FLASH	2	1.9m	2:31.14	56.01s (1)	27.88s (2)
3 NORTHVIEW HUSTLER	3	3.5m	2:31.26	56.35s (0)	28.35s (0)
7 SECRETAGENT TYCOON	4	4.2m	2:31.32	55.52s (1)	28.90s (1)
1 CHEVRONS REWARD	5	24.3m	2:32.82	58.10s (0)	30.13s (0)
8 LARRY LINCOLN	6	25.8m	2:32.94	57.58s (0)	29.60s (0)
6 IDEAL WORLD	7	34.3m	2:33.58	58.59s (1)	30.40s (1)

Finish Position and metres gained from 800m



Sectionals
Powered by

PJ HARNESS ANALYSER
HORSE REPORTS RAW DATA
All your sectional needs
Check us out at www.pjdata.com.au and now on Facebook



The Racing Queensland Board (trading as Racing Queensland) and provider are not responsible for the completeness or accuracy of any of the information contained herein, and makes no representations about its suitability for any purpose.

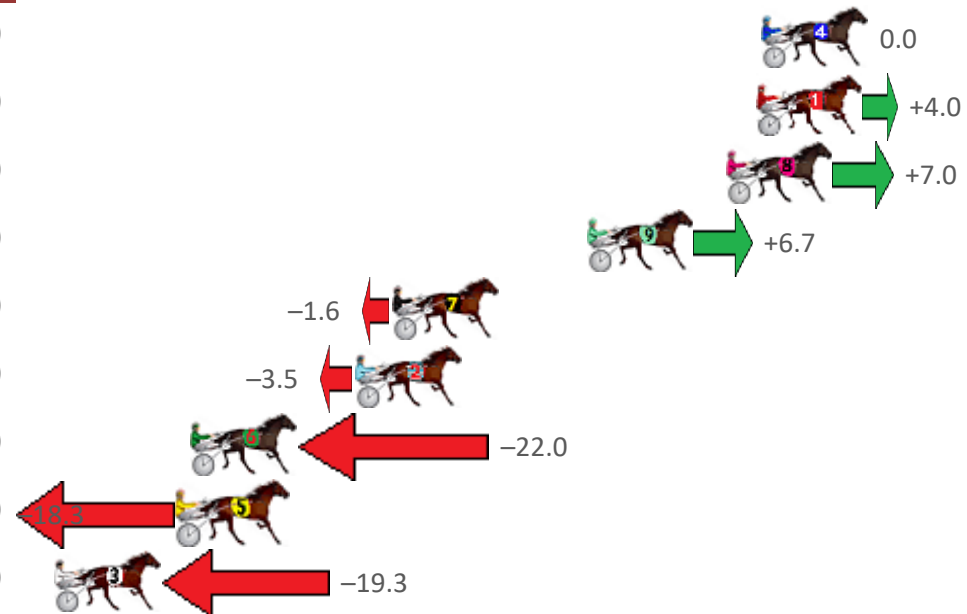
Albion Park Race 5 Distance 2138m

Saturday, 20 March 2021

Gross Time: 2:32.80 MileRate: 1:55.00 LeadTime: 36.30s First Qtr: 29.40s Second Qtr: 30.60s Third Qtr: 27.80s Fourth Qtr: 28.70s

NoHorse	Plc	Margin	Time	800Time (W)	400 Time (W)
4 TACTICAL RESPONSE	1	0.0m	2:32.80	56.50s (0)	28.70s (0)
1 JUST JOSHIN	2	0.2m	2:32.82	56.22s (0)	28.39s (0)
8 MONTANA CHIEF	3	1.4m	2:32.91	56.01s (0)	28.13s (0)
9 JONAH JONES	4	6.9m	2:33.32	56.03s (1)	28.31s (2)
7 ROCKITA	5	14.6m	2:33.90	56.61s (2)	29.19s (2)
2 RANIERI	6	16.1m	2:34.01	56.75s (0)	28.74s (0)
6 ASHARK	7	22.6m	2:34.50	58.05s (1)	29.94s (1)
5 GOTTA MOMENT	8	23.1m	2:34.54	57.79s (1)	29.46s (1)
3 OUR LITTLE DIGGER	9	28.5m	2:34.95	57.86s (1)	29.55s (1)

Finish Position and metres gained from 800m



Sectionals
Powered by

PJ HARNESS ANALYSER

HORSE REPORTS RAW DATA

All your sectional needs

Check us out at www.pjdata.com.au and now on Facebook

The Racing Queensland Board (trading as Racing Queensland) and provider are not responsible for the completeness or accuracy of any of the information contained herein, and makes no representations about its suitability for any purpose.

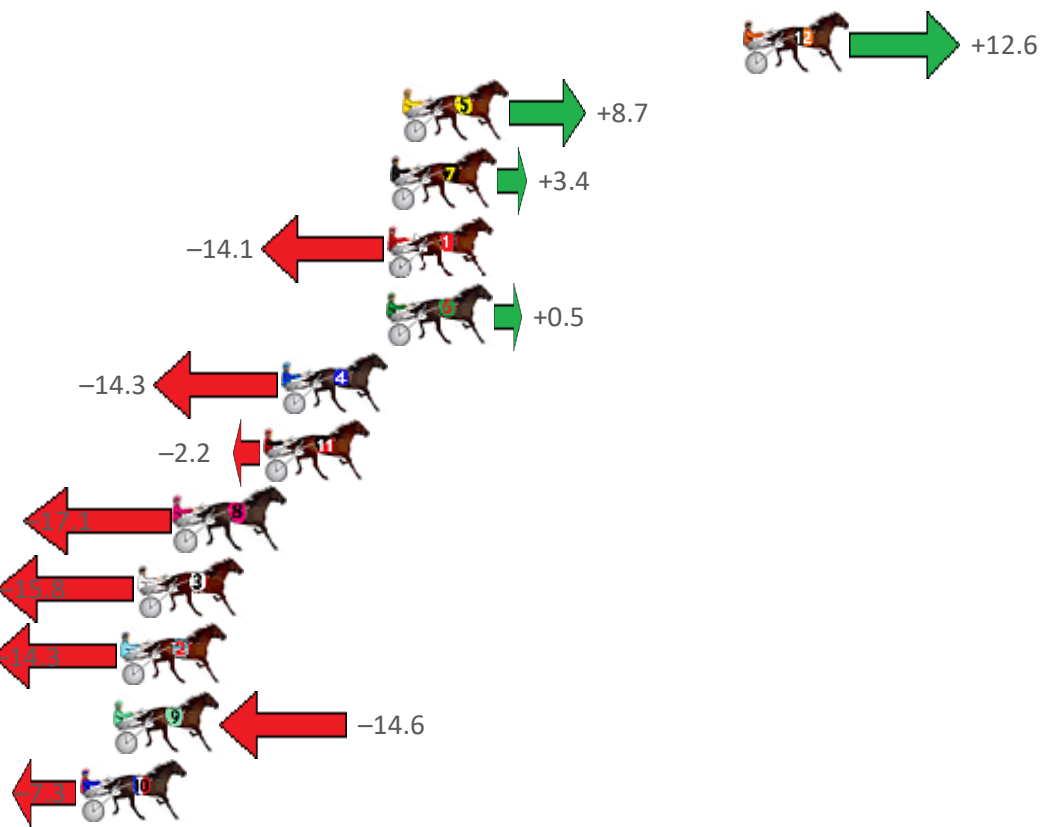
Albion Park Race 6 Distance 2138m

Saturday, 20 March 2021

Gross Time: 2:35.90 MileRate: 1:57.40 LeadTime: 37.50s First Qtr: 30.60s Second Qtr: 31.60s Third Qtr: 27.90s Fourth Qtr: 28.30s

NoHorse	Plc	Margin	Time	800Time (W)	400 Time (W)
12 MISS GOLD FORTUNE	1	0.0m	2:35.90	55.32s (2)	28.26s (3)
5 ADRENALINE RUSH	2	13.5m	2:36.90	55.59s (2)	28.39s (2)
7 OURSOUTHERNSTAR	3	14.0m	2:36.94	55.96s (2)	28.74s (2)
1 KOTARE ELITE	4	14.1m	2:36.95	57.18s (0)	29.29s (1)
6 GETALOADATHISGIRL	5	14.1m	2:36.95	56.17s (0)	28.17s (1)
4 VANTORI HANOVER	6	18.3m	2:37.26	57.20s (1)	29.35s (0)
11 BLUE IVY	7	19.0m	2:37.31	56.35s (1)	28.86s (1)
8 JIVE	8	22.5m	2:37.57	57.39s (0)	29.32s (0)
3 TOANUI SPIRIT	9	24.0m	2:37.68	57.30s (2)	29.92s (2)
2 ARK ME	10	24.7m	2:37.74	57.20s (1)	29.59s (1)
9 SUKI DAYO	11	25.0m	2:37.76	57.22s (0)	29.14s (0)
10 LOOKING FABULOUS	12	26.3m	2:37.86	56.71s (0)	29.00s (2)

Finish Position and metres gained from 800m



Sectionals
Powered by

PJ HARNESS ANALYSER

HORSE REPORTS RAW DATA

All your sectional needs

Check us out at www.pjdata.com.au and now on Facebook

The Racing Queensland Board (trading as Racing Queensland) and provider are not responsible for the completeness or accuracy of any of the information contained herein, and makes no representations about its suitability for any purpose.


Albion Park Race 7 Distance 1660m

Saturday, 20 March 2021

Gross Time: 1:58.30 MileRate: 1:54.70 LeadTime: 3.40s First Qtr: 28.50s Second Qtr: 30.70s Third Qtr: 28.10s Fourth Qtr: 27.60s

NoHorse	Plc	Margin	Time	800Time (W)	400 Time (W)
3 SLINGSHOT	1	0.0m	1:58.30	55.70s (0)	27.60s (0)
9 DOUBLE OR NOTHING	2	4.6m	1:58.63	55.42s (1)	27.34s (2)
5 BLISSFULDAY	3	10.6m	1:59.07	56.17s (1)	28.01s (1)
2 RUNFORTHEROSES	4	10.7m	1:59.08	56.15s (0)	28.02s (0)
8 OYSTER STRIDE	5	10.9m	1:59.09	55.83s (0)	27.68s (0)
6 CAMROLLER	6	11.4m	1:59.13	55.55s (0)	27.39s (0)
10 THE FORTUNATE SON	7	12.0m	1:59.17	55.62s (1)	27.53s (2)
4 CALL ME TRISH	8	16.1m	1:59.47	55.55s (1)	27.50s (1)
7 IFOUNDTHEBEACH	9	16.1m	1:59.47	55.22s (1)	27.20s (1)

Finish Position and metres gained from 800m



Sectionals
Powered by

PJ HARNESS ANALYSER
HORSE REPORTS RAW DATA
 All your sectional needs
 Check us out at www.pjdata.com.au and now on Facebook



The Racing Queensland Board (trading as Racing Queensland) and provider are not responsible for the completeness or accuracy of any of the information contained herein, and makes no representations about its suitability for any purpose.

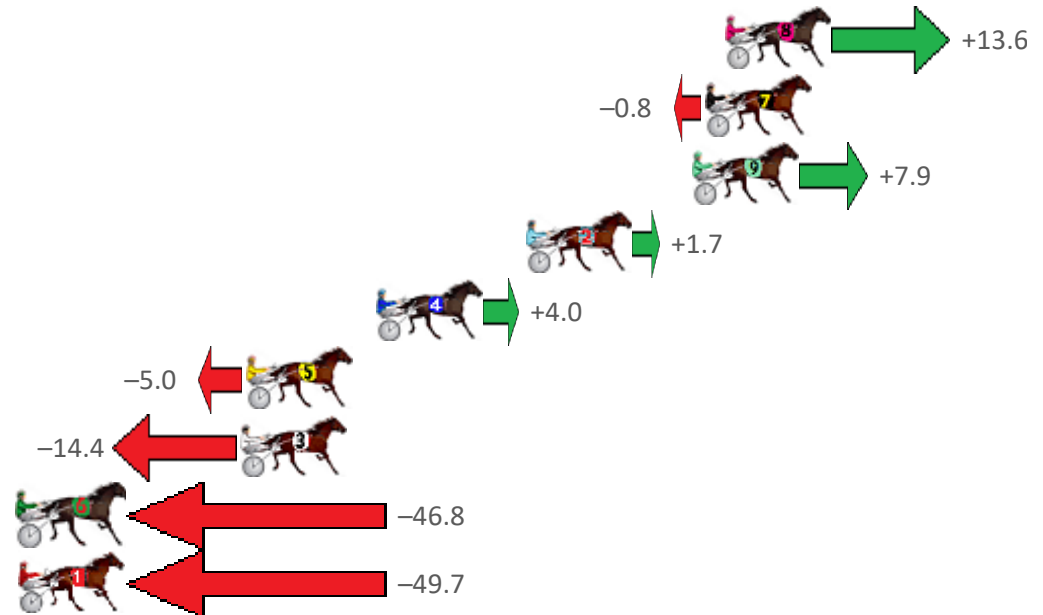
Albion Park Race 8 Distance 2138m

Saturday, 20 March 2021

Gross Time: 2:32.40 MileRate: 1:54.70 LeadTime: 36.80s First Qtr: 29.50s Second Qtr: 29.60s Third Qtr: 28.10s Fourth Qtr: 28.40s

NoHorse	Plc	Margin	Time	800Time (W)	400 Time (W)
8 KENSINGTON BILL	1	0.0m	2:32.40	55.54s (1)	27.68s (1)
7 PACIFIC DRUMS	2	0.8m	2:32.46	56.56s (0)	28.46s (0)
9 SHANNONSTHEMAN	3	1.3m	2:32.50	55.95s (1)	28.07s (1)
2 GODDESS JUJON	4	7.9m	2:32.99	56.38s (0)	28.11s (0)
4 CHERRYS THE BEST	5	13.8m	2:33.43	56.22s (1)	28.08s (3)
5 ELMS CREEK	6	19.0m	2:33.82	56.85s (0)	28.57s (2)
3 TUAPEKA LIGHT	7	19.2m	2:33.83	57.51s (0)	29.23s (0)
6 BOHANNAN	8	51.6m	2:36.25	59.79s (1)	30.91s (1)
1 PETITE PAREE	9	109.7m	2:40.58	59.99s (0)	30.85s (0)

Finish Position and metres gained from 800m



Sectionals
Powered by

PJ HARNESS ANALYSER

HORSE REPORTS RAW DATA

All your sectional needs

Check us out at www.pjdata.com.au and now on Facebook

The Racing Queensland Board (trading as Racing Queensland) and provider are not responsible for the completeness or accuracy of any of the information contained herein, and makes no representations about its suitability for any purpose.

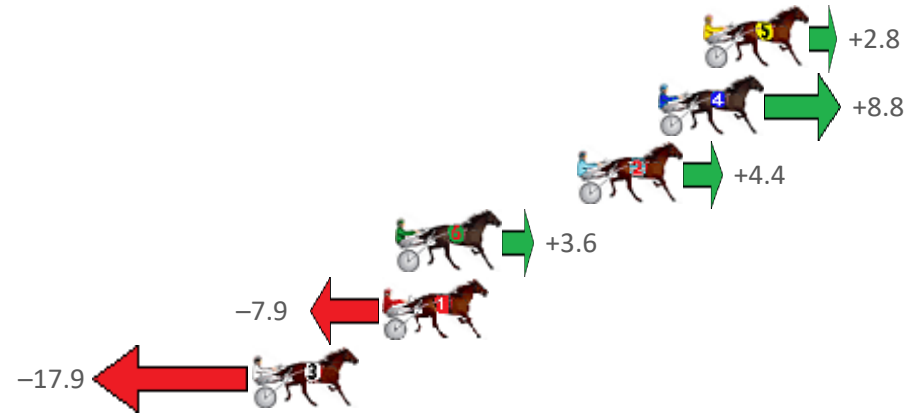
Albion Park Race 9 Distance 1660m

Saturday, 20 March 2021

Gross Time: 2:00.80 MileRate: 1:57.10 LeadTime: 3.50s First Qtr: 29.00s Second Qtr: 30.60s Third Qtr: 28.60s Fourth Qtr: 29.10s

NoHorse	Plc	Margin	Time	800Time (W)	400 Time (W)
5 NORTHERN MUSCLE	1	0.0m	2:00.80	57.50s (1)	29.10s (1)
4 GARLAND GREENE	2	1.8m	2:00.94	57.07s (1)	28.90s (1)
2 RED CASTLETON	3	5.0m	2:01.18	57.38s (0)	28.77s (0)
6 GEE UP NEDDY	4	12.2m	2:01.73	57.44s (1)	29.26s (1)
1 SKYLINE	5	12.7m	2:01.77	58.27s (0)	29.66s (0)
3 GREG THE GREAT	6	17.9m	2:02.17	58.98s (0)	30.35s (0)

Finish Position and metres gained from 800m



Sectionals
Powered by

PJ HARNESS ANALYSER
HORSE REPORTS RAW DATA
All your sectional needs
Check us out at www.pjdata.com.au and now on Facebook

The Racing Queensland Board (trading as Racing Queensland) and provider are not responsible for the completeness or accuracy of any of the information contained herein, and makes no representations about its suitability for any purpose.