

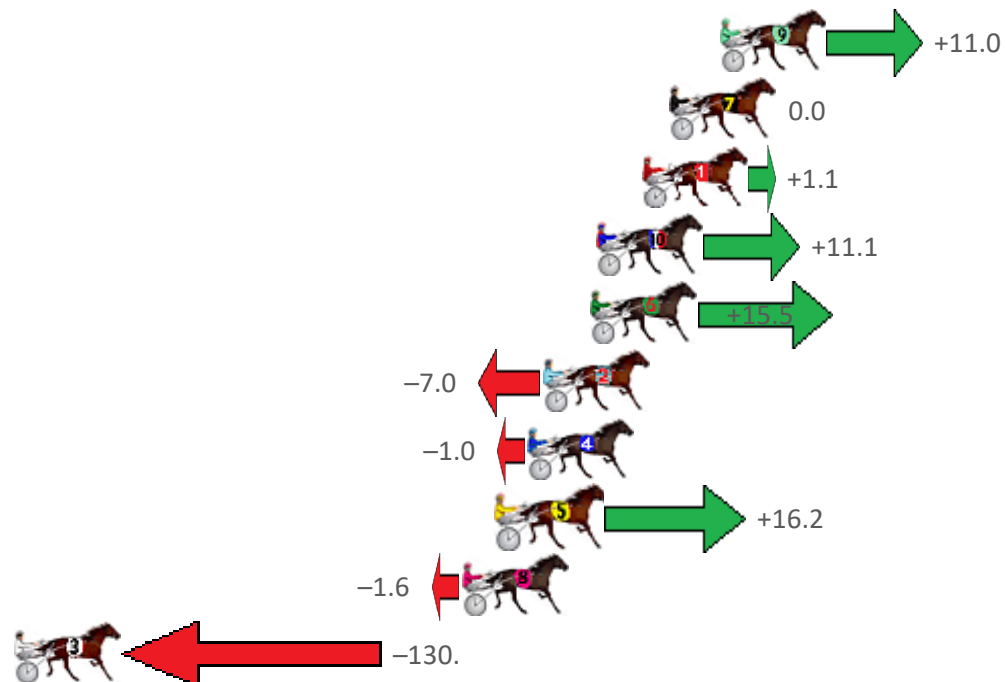
Albion Park Race 1 Distance 1660m

Saturday, 27 March 2021

Gross Time: 1:57.70 MileRate: 1:54.10 LeadTime: 3.40s First Qtr: 27.80s Second Qtr: 31.20s Third Qtr: 28.00s Fourth Qtr: 27.30s

NoHorse	Plc	Margin	Time	800Time (W)	400 Time (W)
9 FEELINGFORARAINBOW	1	0.0m	1:57.70	54.54s (1)	27.07s (2)
7 SECRETAGENT TYCOON	2	2.0m	1:57.84	55.30s (1)	27.34s (1)
1 OUR BONDI BEACH	3	3.1m	1:57.92	55.22s (0)	27.21s (0)
10 RUBIES FOR TASH	4	4.9m	1:58.05	54.54s (1)	27.09s (2)
6 LILAC FLASH	5	5.1m	1:58.07	54.23s (1)	26.74s (2)
2 IMASPORTSSTAR	6	7.0m	1:58.20	55.78s (0)	27.78s (0)
4 SIR JULIAN	7	7.6m	1:58.25	55.37s (1)	27.41s (1)
5 CLARRY	8	8.8m	1:58.33	54.19s (1)	27.10s (1)
8 CHANTREY	9	10.2m	1:58.43	55.41s (0)	27.34s (0)
3 PARAVANI	10	280.9m	2:17.89	64.30s (0)	31.43s (0)

Finish Position and metres gained from 800m



Sectionals
Powered by

PJ HARNESS ANALYSER
HORSE REPORTS RAW DATA
All your sectional needs
Check us out at www.pjdata.com.au and now on Facebook



The Racing Queensland Board (trading as Racing Queensland) and provider are not responsible for the completeness or accuracy of any of the information contained herein, and makes no representations about its suitability for any purpose.


Albion Park Race 2 Distance 1660m

Saturday, 27 March 2021

Gross Time: 1:56.70 MileRate: 1:53.20 LeadTime: 3.30s First Qtr: 27.80s Second Qtr: 29.40s Third Qtr: 27.70s Fourth Qtr: 28.50s

NoHorse	Plc	Margin	Time	800Time (W)	400 Time (W)
1 OUR MADIBA	1	0.0m	1:56.70	55.89s (0)	28.15s (0)
2 FRANCO HAMPTON	2	1.1m	1:56.78	56.28s (0)	28.58s (0)
3 AT WEST POINT	3	1.8m	1:56.83	56.12s (1)	28.53s (1)
8 LEFT A TERROR	4	4.9m	1:57.07	55.90s (0)	28.18s (0)
7 GODDESS JUJON	5	5.2m	1:57.09	55.53s (0)	27.88s (0)
4 CHERRYS THE BEST	6	5.9m	1:57.14	55.37s (1)	27.86s (1)
10 COURAGEOUS SAINT	7	7.5m	1:57.26	55.79s (1)	28.29s (1)
5 FEEL THE REIGN	8	10.0m	1:57.45	55.35s (1)	27.85s (1)
9 JUST JOSHIN	9	12.6m	1:57.64	56.51s (1)	28.98s (1)
6 GOTTA MOMENT	10	15.6m	1:57.87	55.43s (1)	28.02s (0)

Finish Position and metres gained from 800m



Sectionals
Powered by

PJ HARNESS ANALYSER

HORSE REPORTS RAW DATA

All your sectional needs

Check us out at www.pjdata.com.au and now on Facebook


The Racing Queensland Board (trading as Racing Queensland) and provider are not responsible for the completeness or accuracy of any of the information contained herein, and makes no representations about its suitability for any purpose.

Albion Park Race 3 Distance 1660m

Saturday, 27 March 2021

Gross Time: 1:58.10 MileRate: 1:54.50 LeadTime: 3.30s First Qtr: 27.50s Second Qtr: 31.50s Third Qtr: 27.90s Fourth Qtr: 27.90s

NoHorse	Plc	Margin	Time	800Time (W)	400 Time (W)
3 SLINGSHOT	1	0.0m	1:58.10	55.51s (0)	27.57s (0)
1 DOUBLE OR NOTHING	2	5.4m	1:58.50	56.17s (0)	28.27s (0)
10 ASHARK	3	6.5m	1:58.58	55.00s (1)	28.27s (1)
9 MISS GOLD FORTUNE	4	9.1m	1:58.77	55.54s (0)	27.59s (0)
8 SO KOOL MASTER	5	11.9m	1:58.97	56.04s (0)	28.09s (0)
4 LUCKY UNLUCKY	6	13.5m	1:59.09	55.53s (0)	27.85s (1)
5 NIMAH FRANCO	7	13.8m	1:59.11	56.42s (1)	28.47s (1)
7 TWENTYEIGHTBLACK	8	15.0m	1:59.20	55.26s (1)	28.05s (2)
6 ROCKITA	9	15.7m	1:59.25	56.26s (1)	28.42s (2)
2 ARTFUL MAID	10	16.8m	1:59.33	56.04s (1)	28.37s (1)



Sectionals
Powered by

PJ HARNESS ANALYSER
HORSE REPORTS RAW DATA
All your sectional needs
Check us out at www.pjdata.com.au and now on Facebook



The Racing Queensland Board (trading as Racing Queensland) and provider are not responsible for the completeness or accuracy of any of the information contained herein, and makes no representations about its suitability for any purpose.

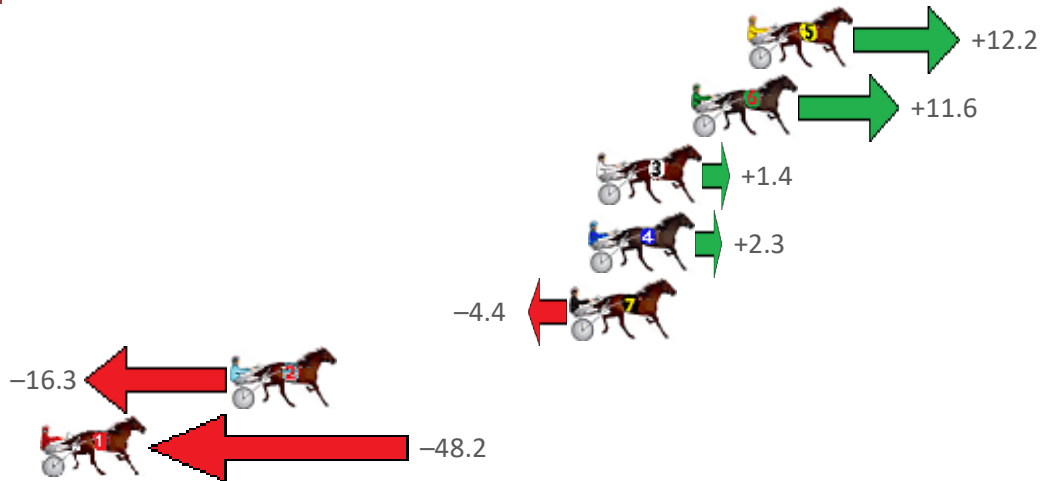
Albion Park Race 4 Distance 2138m

Saturday, 27 March 2021

Gross Time: 2:33.50 MileRate: 1:55.60 LeadTime: 37.70s First Qtr: 30.30s Second Qtr: 29.00s Third Qtr: 27.80s Fourth Qtr: 28.70s

NoHorse	Plc	Margin	Time	800Time (W)	400 Time (W)
5 SHORTYS MATE	1	0.0m	2:33.50	55.64s (1)	27.97s (2)
6 MONTANA CHIEF	2	2.2m	2:33.67	55.69s (0)	27.94s (1)
3 JONAH JONES	3	6.0m	2:33.95	56.40s (1)	28.67s (1)
4 ARTHUR LOWE	4	6.3m	2:33.97	56.34s (0)	28.49s (0)
7 WILL THE WIZARD	5	7.0m	2:34.03	56.81s (1)	29.20s (1)
2 BEE GEES BANDIT	6	20.5m	2:35.04	57.64s (0)	29.82s (0)
1 FRANCO LANDRY	7	48.2m	2:37.13	59.89s (0)	32.14s (0)

Finish Position and metres gained from 800m



Sectionals
Powered by

PJ HARNESS ANALYSER

HORSE REPORTS RAW DATA

All your sectional needs

Check us out at www.pjdata.com.au and now on Facebook



The Racing Queensland Board (trading as Racing Queensland) and provider are not responsible for the completeness or accuracy of any of the information contained herein, and makes no representations about its suitability for any purpose.

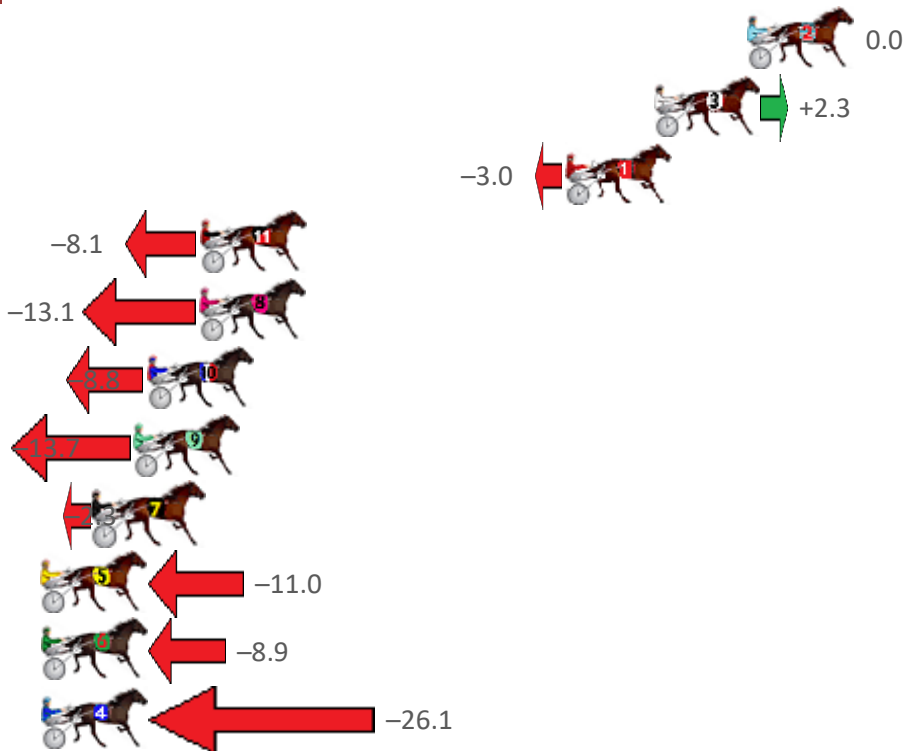
Albion Park Race 5 Distance 2138m

Saturday, 27 March 2021

Gross Time: 2:34.00 MileRate: 1:55.90 LeadTime: 38.40s First Qtr: 30.20s Second Qtr: 29.30s Third Qtr: 28.10s Fourth Qtr: 28.00s

NoHorse	Plc	Margin	Time	800Time (W)	400 Time (W)
2 ROCKNROLL CLASSIC	1	0.0m	2:34.00	56.10s (0)	28.00s (0)
3 OUR UNCLE JIM	2	3.7m	2:34.27	55.94s (1)	27.99s (1)
1 OYSTER STRIDE	3	7.2m	2:34.53	56.31s (0)	28.15s (0)
11 CAMROLLER	4	21.7m	2:35.60	56.66s (0)	28.49s (0)
8 CAPTAIN COSMONAUT	5	21.7m	2:35.60	57.01s (0)	28.83s (0)
10 LIVING GRAND	6	23.8m	2:35.75	56.71s (1)	28.43s (1)
9 IFOUNDTHEBEACH	7	24.3m	2:35.79	57.06s (1)	28.88s (1)
7 BETTATHANIDEAL	8	25.9m	2:35.91	56.26s (0)	28.27s (1)
5 HIGH ON MONTANA	9	30.2m	2:36.22	56.87s (1)	29.07s (2)
6 RECIPE FOR DREAMING	10	32.5m	2:36.39	56.72s (1)	28.91s (2)
4 VANTORI HANOVER	11	45.1m	2:37.32	57.92s (0)	29.76s (0)

Finish Position and metres gained from 800m



Sectionals
Powered by

PJ HARNES ANALYSER
HORSE REPORTS RAW DATA
All your sectional needs
Check us out at www.pjdata.com.au and now on Facebook



The Racing Queensland Board (trading as Racing Queensland) and provider are not responsible for the completeness or accuracy of any of the information contained herein, and makes no representations about its suitability for any purpose.


Albion Park Race 6 Distance 1660m

Saturday, 27 March 2021

Gross Time: 1:59.80 MileRate: 1:56.10 LeadTime: 3.30s First Qtr: 27.30s Second Qtr: 31.20s Third Qtr: 28.90s Fourth Qtr: 29.10s

NoHorse	Plc	Margin	Time	800Time (W)	400 Time (W)
6 DANGERZONE	1	0.0m	1:59.80	57.39s (1)	28.58s (1)
9 LEAP TO FAME	2	17.2m	2:01.11	58.14s (0)	29.29s (0)
1 ARNOLD STREET	3	22.4m	2:01.51	59.25s (0)	30.36s (0)
2 I AM SPARTA	4	26.0m	2:01.78	59.61s (1)	30.76s (1)
8 BANGKOK DEEJAY	5	26.2m	2:01.80	58.89s (1)	30.14s (1)
5 SHADYS CULLECT	6	28.9m	2:02.01	59.35s (0)	30.50s (0)
7 GOTTA GO MILKING	7	29.8m	2:02.08	60.15s (0)	31.26s (0)

Finish Position and metres gained from 800m



Sectionals
Powered by

PJ HARNESS ANALYSER
HORSE REPORTS RAW DATA
All your sectional needs
Check us out at www.pjdata.com.au and now on Facebook



The Racing Queensland Board (trading as Racing Queensland) and provider are not responsible for the completeness or accuracy of any of the information contained herein, and makes no representations about its suitability for any purpose.

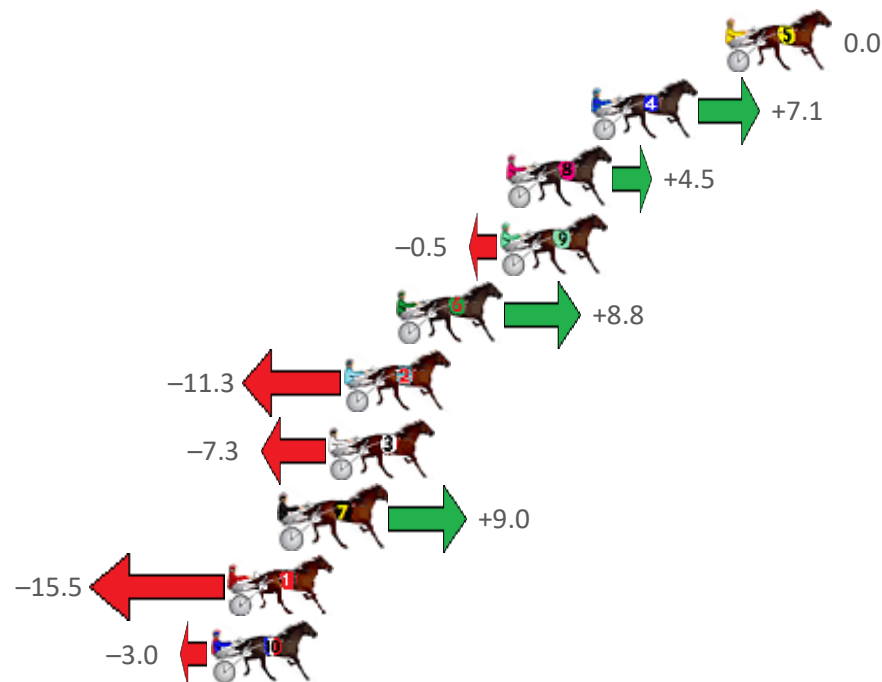
Albion Park Race 7 Distance 1660m

Saturday, 27 March 2021

Gross Time: 1:58.30 MileRate: 1:54.70 LeadTime: 3.30s First Qtr: 27.70s Second Qtr: 31.00s Third Qtr: 28.00s Fourth Qtr: 28.30s

NoHorse	Plc	Margin	Time	800Time (W)	400 Time (W)
5 CHIASSO	1	0.0m	1:58.30	56.30s (0)	28.30s (0)
4 GETALOADATHISGIRL	2	5.3m	1:58.69	55.80s (1)	27.70s (1)
8 LOOKING FABULOUS	3	8.7m	1:58.95	55.99s (0)	27.74s (0)
9 OUR STELLA ROSE	4	8.9m	1:58.96	56.33s (0)	28.12s (0)
6 ADRENALINE RUSH	5	13.0m	1:59.27	55.68s (1)	27.12s (1)
2 BLUE IVY	6	15.1m	1:59.42	57.09s (1)	29.15s (1)
3 SUGARKANE	7	15.7m	1:59.47	56.81s (1)	28.76s (1)
7 JIVE	8	17.6m	1:59.61	55.67s (1)	27.74s (1)
1 MACHS MARETA	9	19.7m	1:59.76	57.38s (0)	29.21s (0)
10 SUKI DAYO	10	20.4m	1:59.82	56.51s (1)	28.06s (0)

Finish Position and metres gained from 800m



Sectionals
Powered by

PJ HARNESS ANALYSER

HORSE REPORTS RAW DATA

All your sectional needs

Check us out at www.pjdata.com.au and now on Facebook

The Racing Queensland Board (trading as Racing Queensland) and provider are not responsible for the completeness or accuracy of any of the information contained herein, and makes no representations about its suitability for any purpose.

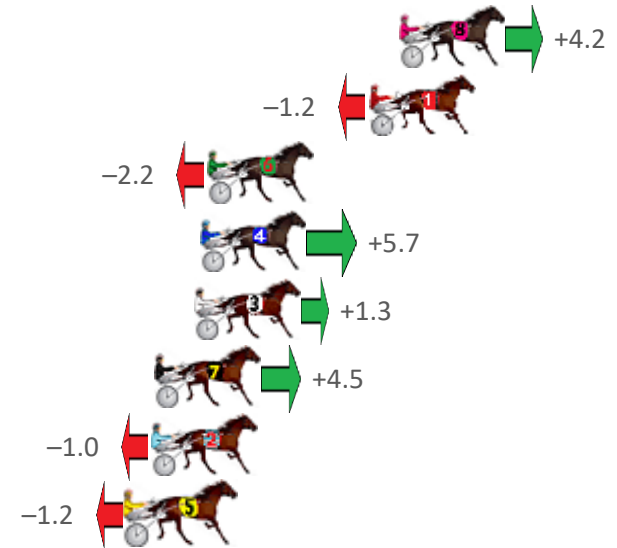
Albion Park Race 8 Distance 2138m

Saturday, 27 March 2021

Gross Time: 2:34.90 MileRate: 1:56.60 LeadTime: 38.30s First Qtr: 31.10s Second Qtr: 30.10s Third Qtr: 27.20s Fourth Qtr: 28.20s

NoHorse	Plc	Margin	Time	800Time (W)	400 Time (W)
8 MAJORDOIT	1	0.0m	2:34.90	55.11s (0)	27.81s (0)
1 OUR MAJOR DAY	2	1.2m	2:34.99	55.48s (0)	28.28s (0)
6 SHANNONSTHEMAN	3	7.6m	2:35.46	55.55s (1)	28.63s (1)
4 MOHS EM DOWN	4	7.9m	2:35.49	55.01s (1)	28.00s (2)
3 MAJOR GENERALJUJON	5	8.1m	2:35.50	55.31s (1)	28.33s (1)
7 KENSINGTON BILL	6	9.7m	2:35.62	55.09s (2)	28.42s (2)
2 ELMS CREEK	7	9.8m	2:35.63	55.47s (0)	28.14s (1)
5 TACTICAL RESPONSE	8	10.8m	2:35.70	55.48s (2)	28.80s (2)

Finish Position and metres gained from 800m



Sectionals
Powered by

PJ HARNESS ANALYSER

HORSE REPORTS RAW DATA

All your sectional needs

Check us out at www.pjdata.com.au and now on Facebook

The Racing Queensland Board (trading as Racing Queensland) and provider are not responsible for the completeness or accuracy of any of the information contained herein, and makes no representations about its suitability for any purpose.

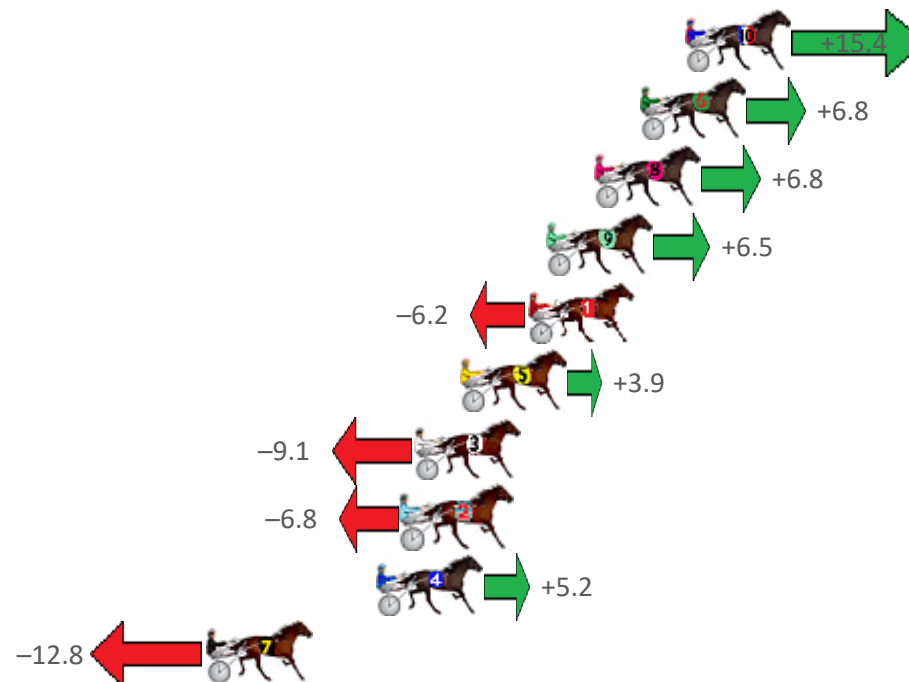
Albion Park Race 9 Distance 2647m

Saturday, 27 March 2021

Gross Time: 3:23.80 MileRate: 2:02.10 LeadTime: 84.00s First Qtr: 31.00s Second Qtr: 30.60s Third Qtr: 28.90s Fourth Qtr: 29.30s

NoHorse	Plc	Margin	Time	800Time (W)	400 Time (W)
10 MAJESTIC SIMON	1	0.0m	3:23.80	57.09s (1)	28.70s (2)
6 MUSCULUS	2	1.8m	3:23.94	57.71s (0)	28.70s (0)
8 KINGDOM COME	3	3.6m	3:24.08	57.71s (1)	29.14s (1)
9 NORTHERN MUSCLE	4	5.5m	3:24.22	57.73s (2)	29.41s (3)
1 GODOFTHUNDER	5	6.2m	3:24.28	58.65s (0)	29.75s (0)
5 SKYLINE	6	8.9m	3:24.48	57.92s (0)	29.21s (1)
3 REDRIVERDEBBA	7	10.7m	3:24.62	58.86s (1)	30.01s (1)
2 MATATOKI	8	11.2m	3:24.66	58.69s (0)	29.75s (0)
4 ORLANDO JOLT	9	12.2m	3:24.74	57.82s (0)	29.05s (0)
7 GREG THE GREAT	10	19.0m	3:25.26	59.13s (1)	30.58s (2)

Finish Position and metres gained from 800m



Sectionals
Powered by

PJ

HARNESS ANALYSER

HORSE REPORTS RAW DATA

All your sectional needs

Check us out at www.pjdata.com.au and now on Facebook

The Racing Queensland Board (trading as Racing Queensland) and provider are not responsible for the completeness or accuracy of any of the information contained herein, and makes no representations about its suitability for any purpose.