

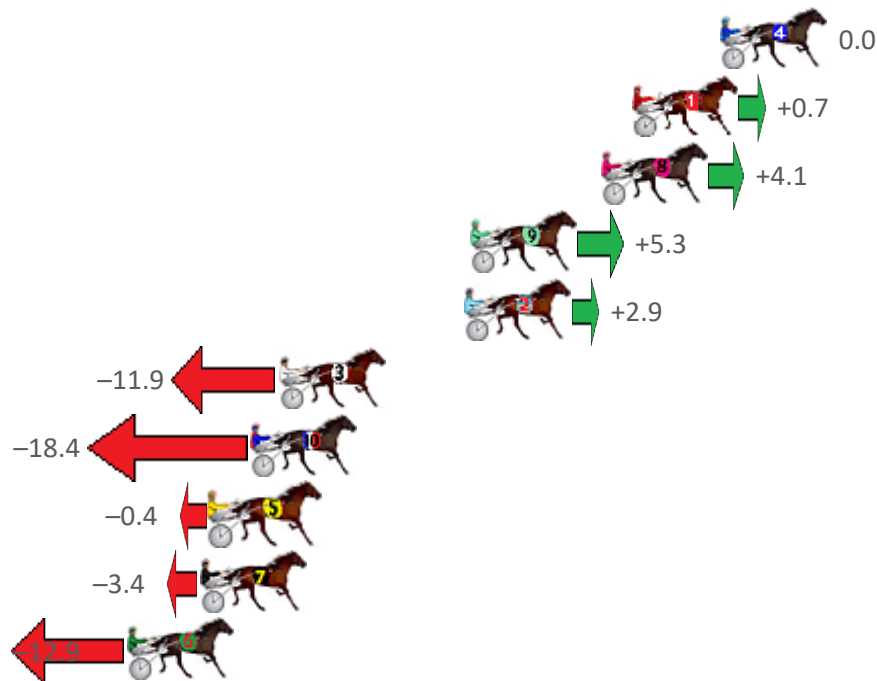
Albion Park Race 1 Distance 1660m

Saturday, 3 April 2021

Gross Time: 1:57.00 MileRate: 1:53.50 LeadTime: 3.30s First Qtr: 28.30s Second Qtr: 29.20s Third Qtr: 27.90s Fourth Qtr: 28.30s

NoHorse	Plc	Margin	Time	800Time (W)	400 Time (W)
4 JONAH JONES	1	0.0m	1:57.00	56.20s (0)	28.30s (0)
1 OUR BONDI BEACH	2	3.5m	1:57.26	56.15s (0)	28.25s (0)
8 HANDSOME HERO	3	4.7m	1:57.35	55.91s (0)	28.04s (0)
9 ARTHUR LOWE	4	9.9m	1:57.74	55.83s (1)	28.63s (2)
2 ELMS CREEK	5	10.1m	1:57.75	56.00s (0)	28.11s (0)
3 STOMPPEM	6	17.5m	1:58.30	57.03s (1)	29.12s (1)
10 CHANTREY	7	18.6m	1:58.38	57.49s (1)	29.52s (1)
5 WHISKEY BLAZE	8	20.2m	1:58.50	56.23s (1)	28.74s (2)
7 KETUT	9	20.6m	1:58.53	56.44s (0)	28.69s (1)
6 BIG BANG LEONARD	10	23.5m	1:58.75	57.10s (1)	29.24s (1)

Finish Position and metres gained from 800m



Sectionals
Powered by

PJ

HARNESS ANALYSER

HORSE REPORTS RAW DATA

All your sectional needs

Check us out at www.pjdata.com.au and now on Facebook

The Racing Queensland Board (trading as Racing Queensland) and provider are not responsible for the completeness or accuracy of any of the information contained herein, and makes no representations about its suitability for any purpose.

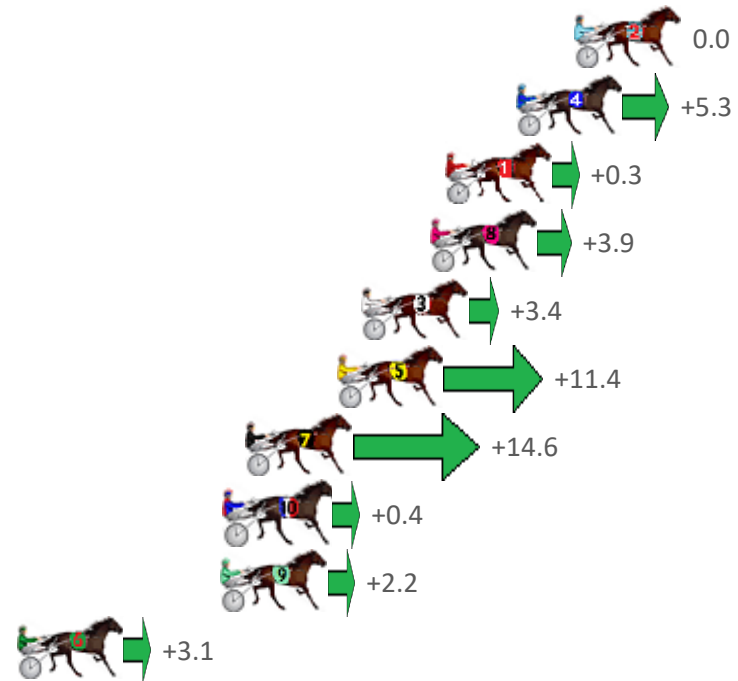
Albion Park Race 2 Distance 1660m

Saturday, 3 April 2021

Gross Time: 1:59.00 MileRate: 1:55.40 LeadTime: 3.20s First Qtr: 27.80s Second Qtr: 31.10s Third Qtr: 28.60s Fourth Qtr: 28.30s

NoHorse	Plc	Margin	Time	800Time (W)	400 Time (W)
2 SQUARE DEALER	1	0.0m	1:59.00	56.90s (0)	28.30s (0)
4 DOUBLE OR NOTHING	2	2.3m	1:59.17	56.53s (1)	28.22s (1)
1 ROCKNROLL DUDE	3	5.1m	1:59.38	56.88s (0)	28.35s (0)
8 STINGER LINDENNY	4	5.7m	1:59.42	56.62s (0)	28.08s (0)
3 VIENNA BOY	5	8.4m	1:59.62	56.66s (1)	28.31s (1)
5 BOMBADIER JUJON	6	9.4m	1:59.70	56.09s (1)	28.29s (2)
7 ROYAL OBSESSION	7	13.0m	1:59.97	55.87s (0)	28.17s (1)
10 CAPTAIN COSMONAUT	8	13.8m	2:00.03	56.87s (0)	28.34s (0)
9 RECIPE FOR DREAMING	9	14.0m	2:00.04	56.74s (1)	28.91s (2)
6 OYSTER STRIDE	10	22.1m	2:00.64	56.68s (1)	28.53s (2)

Finish Position and metres gained from 800m



Sectionals
Powered by

PJ HARNESS ANALYSER

HORSE REPORTS RAW DATA

All your sectional needs

Check us out at www.pjdata.com.au and now on Facebook

The Racing Queensland Board (trading as Racing Queensland) and provider are not responsible for the completeness or accuracy of any of the information contained herein, and makes no representations about its suitability for any purpose.

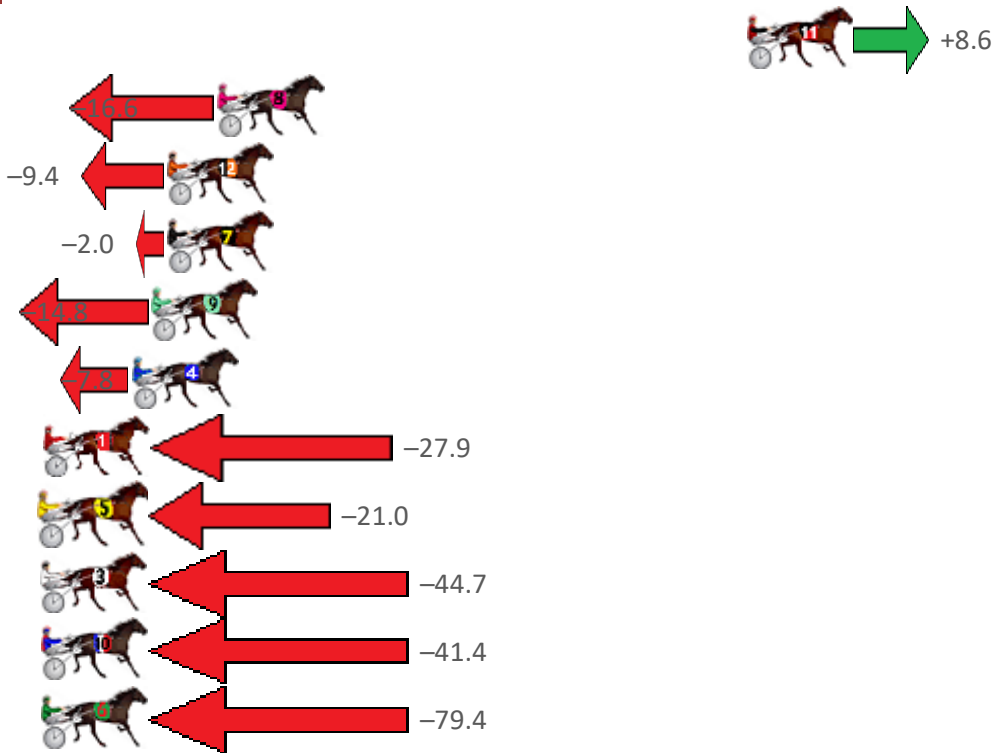
Albion Park Race 3 Distance 2138m

Saturday, 3 April 2021

Gross Time: 2:32.70 MileRate: 1:55.00 LeadTime: 35.90s First Qtr: 28.80s Second Qtr: 30.10s Third Qtr: 28.40s Fourth Qtr: 29.50s

NoHorse	Plc	Margin	Time	800Time (W)	400 Time (W)
11 SHANNONSTHEMAN	1	0.0m	2:32.70	57.28s (1)	29.50s (0)
8 CHIASSO	2	21.0m	2:34.32	59.09s (0)	30.10s (0)
12 ASHARK	3	23.0m	2:34.48	58.58s (2)	30.57s (1)
7 CHERRYS THE BEST	4	23.0m	2:34.48	58.04s (1)	29.71s (2)
9 SAUCY DREAMS	5	23.6m	2:34.53	58.97s (0)	29.91s (1)
4 MONTANA CHIEF	6	24.4m	2:34.59	58.46s (1)	30.16s (2)
1 ROCKNROLL CLASSIC	7	27.9m	2:34.86	59.91s (0)	30.96s (0)
5 MASTER CATCH	8	47.8m	2:36.40	59.41s (0)	30.97s (0)
3 TWENTYEIGHTBLACK	9	48.5m	2:36.45	61.12s (1)	32.04s (1)
10 SLINGSHOT	10	55.2m	2:36.97	60.88s (0)	31.92s (0)
6 ROYAL AURORA	11	97.2m	2:40.22	63.61s (2)	34.96s (3)

Finish Position and metres gained from 800m



Sectionals
Powered by

PJ HARNESS ANALYSER
HORSE REPORTS RAW DATA
All your sectional needs
Check us out at www.pjdata.com.au and now on Facebook

The Racing Queensland Board (trading as Racing Queensland) and provider are not responsible for the completeness or accuracy of any of the information contained herein, and makes no representations about its suitability for any purpose.

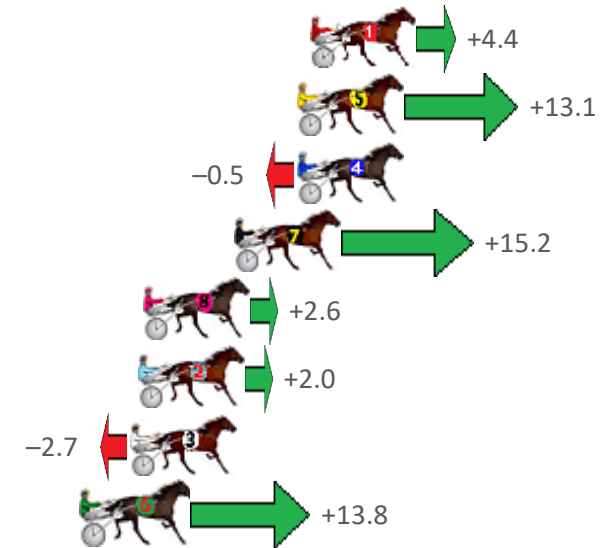
Albion Park Race 4 Distance 1660m

Saturday, 3 April 2021

Gross Time: 1:59.50 MileRate: 1:55.80 LeadTime: 3.40s First Qtr: 29.40s Second Qtr: 31.00s Third Qtr: 27.80s Fourth Qtr: 27.90s

NoHorse	Plc	Margin	Time	800Time (W)	400 Time (W)
1 RUBIES FOR TASH	1	0.0m	1:59.50	55.40s (0)	27.61s (0)
5 FEELINGFORARAINBOW	2	0.5m	1:59.54	54.79s (1)	27.67s (2)
4 CASINO TOMMY	3	0.5m	1:59.54	55.73s (0)	27.93s (0)
7 ROCK WITH SAM	4	3.0m	1:59.72	54.65s (1)	27.50s (2)
8 LEOS BEST	5	6.6m	1:59.98	55.52s (0)	27.72s (0)
2 LARRY LINCOLN	6	6.8m	1:60.00	55.56s (1)	28.01s (1)
3 CARDLESFROMHEAVEN	7	7.1m	2:00.02	55.89s (1)	28.36s (1)
6 SECRETAGENT TYCOON	8	9.0m	2:00.16	54.74s (1)	27.62s (2)

Finish Position and metres gained from 800m



Sectionals
Powered by

PJ HARNESS ANALYSER

HORSE REPORTS RAW DATA

All your sectional needs

Check us out at www.pjdata.com.au and now on Facebook

The Racing Queensland Board (trading as Racing Queensland) and provider are not responsible for the completeness or accuracy of any of the information contained herein, and makes no representations about its suitability for any purpose.

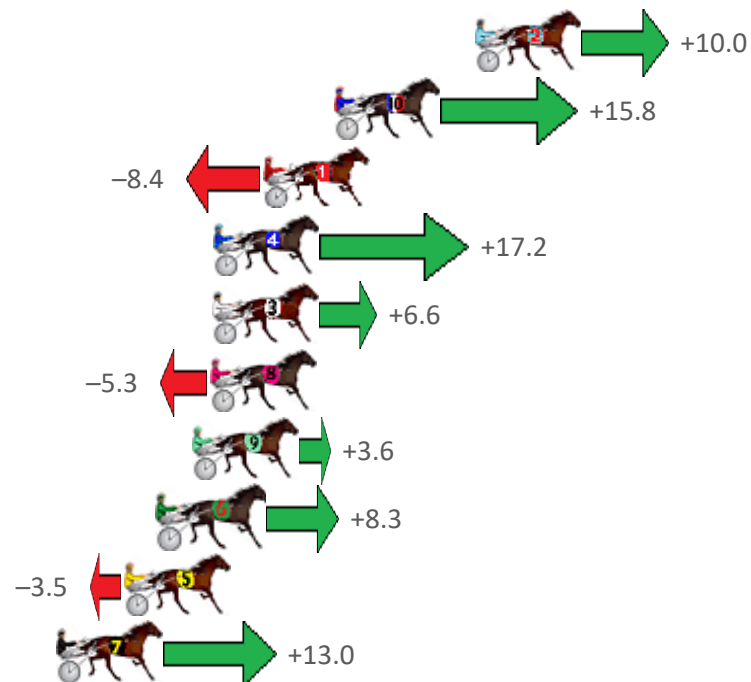
Albion Park Race 5 Distance 1660m

Saturday, 3 April 2021

Gross Time: 1:58.00 MileRate: 1:54.40 LeadTime: 3.40s First Qtr: 27.70s Second Qtr: 28.40s Third Qtr: 28.30s Fourth Qtr: 30.20s

NoHorse	Plc	Margin	Time	800Time (W)	400 Time (W)
2 B MAC C	1	0.0m	1:58.00	57.77s (0)	29.42s (1)
10 SAVING MAJOR PERCY	2	5.6m	1:58.44	57.35s (1)	29.12s (2)
1 THE FORTUNATE SON	3	8.4m	1:58.66	59.11s (0)	30.83s (0)
4 GOOD AS IT GETS	4	10.4m	1:58.82	57.25s (1)	29.16s (2)
3 TEARAWAY DIAMOND	5	10.4m	1:58.82	58.02s (1)	29.63s (1)
8 COPPERFIELD	6	10.5m	1:58.83	58.89s (0)	30.49s (0)
9 BLUE MOON RISING	7	11.2m	1:58.89	58.24s (0)	30.02s (0)
6 MACH LE MORE	8	12.5m	1:58.99	57.90s (0)	29.74s (0)
5 OUR UNCLE JIM	9	13.9m	1:59.10	58.75s (1)	30.81s (1)
7 OUR RIDGY DIDGE	10	16.6m	1:59.31	57.55s (0)	29.69s (0)

Finish Position and metres gained from 800m



Sectionals
Powered by

PJ HARNESS ANALYSER
HORSE REPORTS RAW DATA
All your sectional needs
Check us out at www.pjdata.com.au and now on Facebook

The Racing Queensland Board (trading as Racing Queensland) and provider are not responsible for the completeness or accuracy of any of the information contained herein, and makes no representations about its suitability for any purpose.

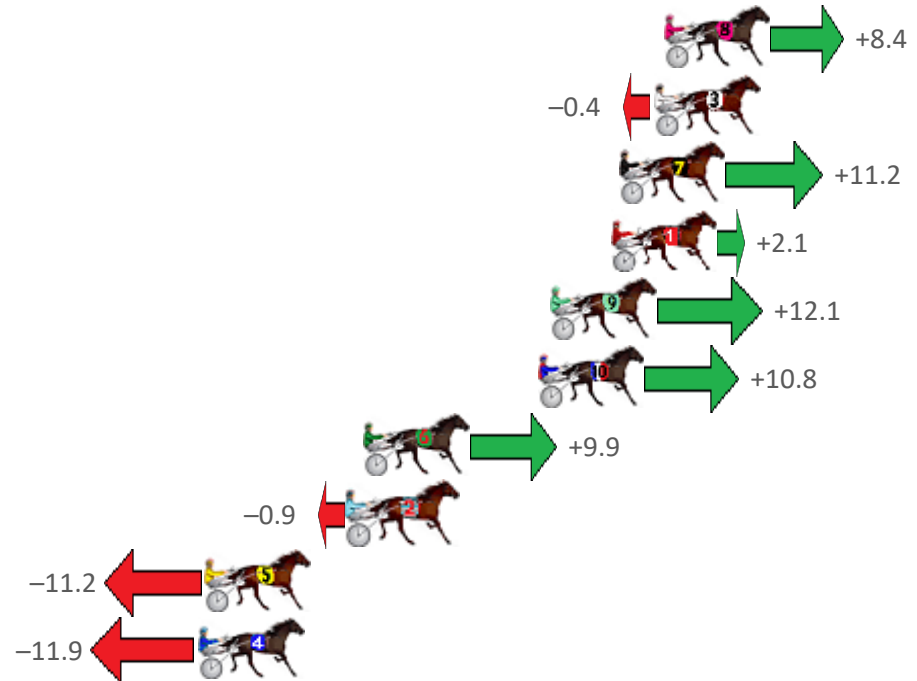
Albion Park Race 6 Distance 1660m

Saturday, 3 April 2021

Gross Time: 1:59.50 MileRate: 1:55.90 LeadTime: 3.40s First Qtr: 27.50s Second Qtr: 30.50s Third Qtr: 28.50s Fourth Qtr: 29.60s

NoHorse	Plc	Margin	Time	800Time (W)	400 Time (W)
8 WICKED AZZ	1	0.0m	1:59.50	57.49s (0)	28.94s (0)
3 RUNFORTHROSES	2	0.4m	1:59.53	58.13s (0)	29.63s (0)
7 MAGGIE	3	1.8m	1:59.64	57.29s (0)	28.72s (0)
1 GETALOADATHISGIRL	4	2.1m	1:59.66	57.95s (0)	29.45s (0)
9 OURSOUTHERNSTAR	5	4.5m	1:59.85	57.23s (1)	29.00s (1)
10 COOL AND CALCULATIN	6	5.0m	1:59.89	57.32s (2)	29.31s (3)
6 OUR STELLA ROSE	7	11.9m	2:00.42	57.39s (2)	29.43s (2)
2 ADRENALINE RUSH	8	12.5m	2:00.47	58.16s (1)	29.90s (1)
5 LOOKING FABULOUS	9	18.2m	2:00.91	58.91s (2)	30.32s (2)
4 TOANUI SPIRIT	10	18.5m	2:00.94	58.96s (1)	30.65s (1)

Finish Position and metres gained from 800m



Sectionals
Powered by

PJ HARNESS ANALYSER
HORSE REPORTS RAW DATA
All your sectional needs
Check us out at www.pjdata.com.au and now on Facebook

The Racing Queensland Board (trading as Racing Queensland) and provider are not responsible for the completeness or accuracy of any of the information contained herein, and makes no representations about its suitability for any purpose.

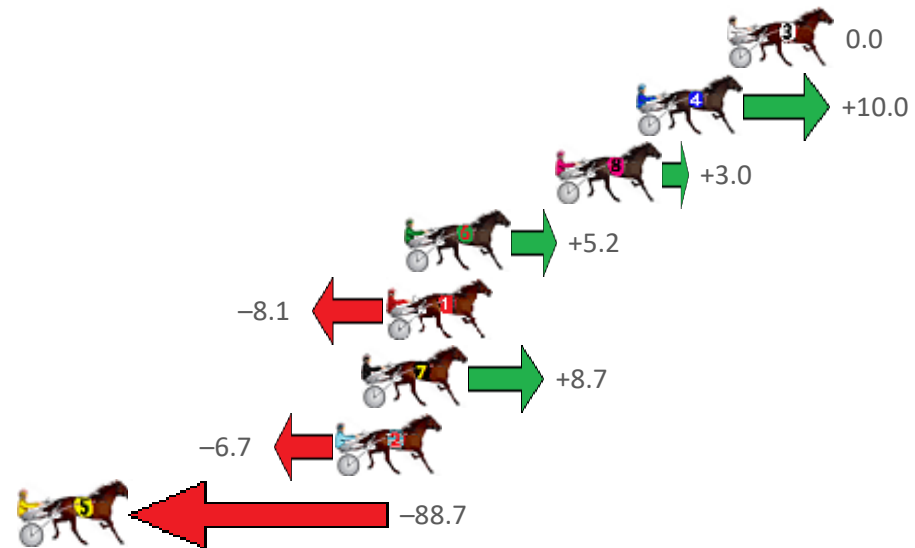
Albion Park Race 7 Distance 1660m

Saturday, 3 April 2021

Gross Time: 1:58.00 MileRate: 1:54.40 LeadTime: 3.40s First Qtr: 27.70s Second Qtr: 29.40s Third Qtr: 28.60s Fourth Qtr: 28.90s

NoHorse	Plc	Margin	Time	800Time (W)	400 Time (W)
3 OUR MAJOR DAY	1	0.0m	1:58.00	57.50s (0)	28.90s (0)
4 IMASPORTSSTAR	2	3.6m	1:58.27	56.79s (1)	28.14s (2)
8 TACTICAL RESPONSE	3	6.8m	1:58.52	57.29s (0)	28.64s (0)
6 CLARRY	4	12.8m	1:58.97	57.13s (1)	28.44s (1)
1 JUMPING JOLT	5	13.5m	1:59.02	58.08s (0)	29.47s (0)
7 MAJORDOIT	6	14.5m	1:59.10	56.88s (1)	28.36s (0)
2 MAJOR GENERALJUJON	7	15.5m	1:59.18	57.98s (1)	29.27s (1)
5 OUR WALL STREET WOL	8	92.9m	2:05.05	63.84s (1)	35.17s (1)

Finish Position and metres gained from 800m



Sectionals
Powered by

PJ HARNESS ANALYSER
HORSE REPORTS RAW DATA
All your sectional needs
Check us out at www.pjdata.com.au and now on Facebook



The Racing Queensland Board (trading as Racing Queensland) and provider are not responsible for the completeness or accuracy of any of the information contained herein, and makes no representations about its suitability for any purpose.

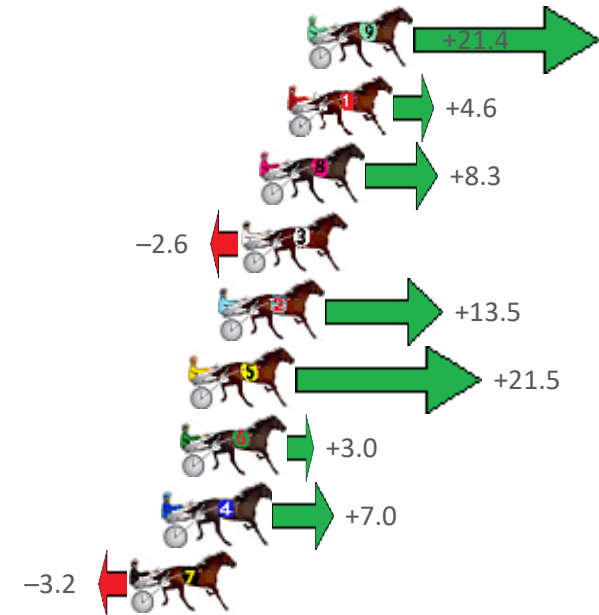
Albion Park Race 8 Distance 1660m

Saturday, 3 April 2021

Gross Time: 2:00.70 MileRate: 1:57.00 LeadTime: 3.40s First Qtr: 28.20s Second Qtr: 30.10s Third Qtr: 29.20s Fourth Qtr: 29.80s

NoHorse	Plc	Margin	Time	800Time (W)	400 Time (W)
9 IFOUNDTHEBEACH	1	0.0m	2:00.70	57.43s (1)	28.91s (3)
1 CALL ME TRISH	2	0.8m	2:00.76	58.66s (0)	29.47s (0)
8 EVERYTHING HAPPENS	3	1.9m	2:00.85	58.39s (0)	29.24s (0)
3 GOLDEN SAND	4	2.6m	2:00.90	59.19s (0)	29.99s (0)
2 MONTEREY JACK	5	3.5m	2:00.97	58.01s (1)	29.13s (2)
5 CAMROLLER	6	4.7m	2:01.07	57.42s (1)	28.98s (0)
6 ALL WHITEY THEN	7	5.0m	2:01.09	58.78s (1)	29.53s (1)
4 WHOSTOLEMYPIGEON	8	5.6m	2:01.14	58.49s (1)	29.62s (2)
7 LIVING GRAND	9	7.0m	2:01.25	59.23s (1)	29.99s (1)

Finish Position and metres gained from 800m



Sectionals
Powered by

PJ HARNESS ANALYSER

HORSE REPORTS RAW DATA

All your sectional needs

Check us out at www.pjdata.com.au and now on Facebook

The Racing Queensland Board (trading as Racing Queensland) and provider are not responsible for the completeness or accuracy of any of the information contained herein, and makes no representations about its suitability for any purpose.

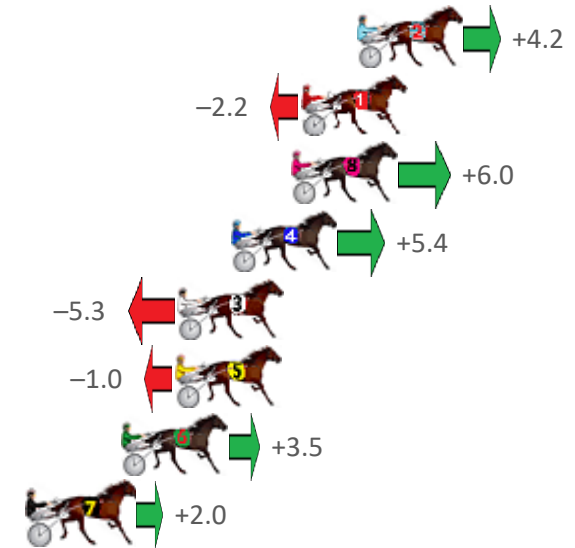
Albion Park Race 9 Distance 2138m

Saturday, 3 April 2021

Gross Time: 2:36.70 MileRate: 1:57.90 LeadTime: 36.70s First Qtr: 31.60s Second Qtr: 30.70s Third Qtr: 28.40s Fourth Qtr: 29.30s

NoHorse	Plc	Margin	Time	800Time (W)	400 Time (W)
2 VENUS JUJON	1	0.0m	2:36.70	57.40s (0)	28.99s (0)
1 ARTFUL MAID	2	2.2m	2:36.87	57.86s (0)	29.46s (0)
8 GODDESS JUJON	3	2.6m	2:36.90	57.27s (0)	28.85s (0)
4 COMMODORE JUJON	4	5.0m	2:37.08	57.31s (2)	29.33s (2)
3 LITTLE BOLT	5	7.1m	2:37.25	58.08s (1)	29.61s (1)
5 THEARTOFINFUSION	6	7.2m	2:37.25	57.77s (1)	29.30s (1)
6 SO KOOL MASTER	7	9.3m	2:37.41	57.45s (1)	29.12s (1)
7 MISS GOLD FORTUNE	8	13.0m	2:37.70	57.56s (2)	29.55s (2)

Finish Position and metres gained from 800m



Sectionals
Powered by

PJ HARNESS ANALYSER
HORSE REPORTS RAW DATA
All your sectional needs
Check us out at www.pjdata.com.au and now on Facebook

The Racing Queensland Board (trading as Racing Queensland) and provider are not responsible for the completeness or accuracy of any of the information contained herein, and makes no representations about its suitability for any purpose.

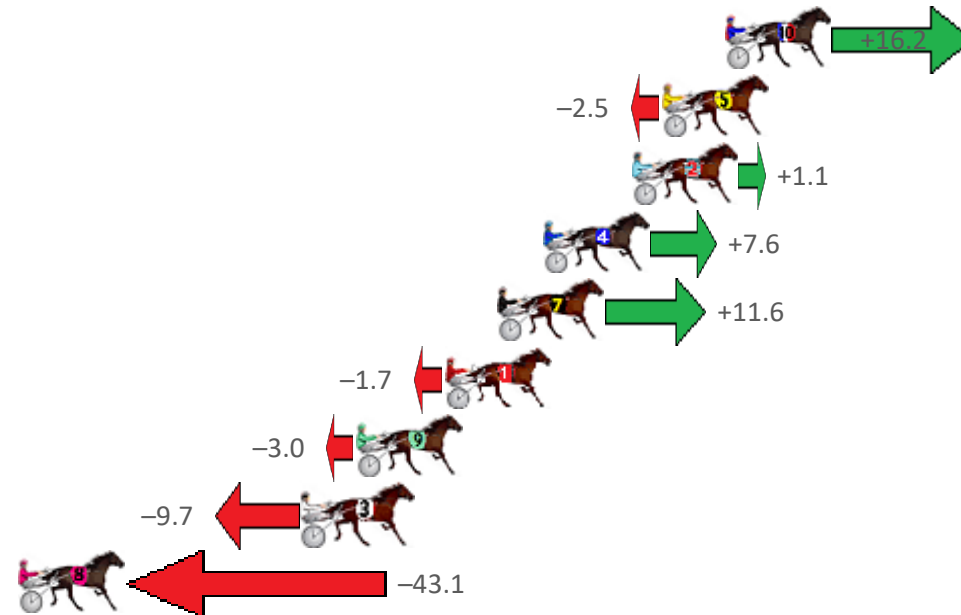
Albion Park Race 10 Distance 2138m

Saturday, 3 April 2021

Gross Time: 2:43.40 MileRate: 2:01.30 LeadTime: 42.30s First Qtr: 30.70s Second Qtr: 31.10s Third Qtr: 29.30s Fourth Qtr: 30.00s

NoHorse	Plc	Margin	Time	800Time (W)	400 Time (W)
10 MAJESTIC SIMON	1	0.0m	2:43.40	58.11s (1)	30.00s (1)
5 MUSCULUS	2	2.5m	2:43.60	59.48s (0)	30.02s (0)
2 MELPARK MAGIC	3	3.7m	2:43.69	59.22s (0)	29.63s (0)
4 KINGDOM COME	4	7.2m	2:43.97	58.74s (0)	29.00s (0)
7 RED CASTLETON	5	9.0m	2:44.11	58.44s (1)	29.57s (2)
1 GODOFTHUNDER	6	11.1m	2:44.27	59.43s (0)	29.71s (0)
9 GREG THE GREAT	7	14.6m	2:44.55	59.52s (1)	29.39s (3)
3 IL PIRATA	8	16.7m	2:44.71	60.01s (1)	29.71s (2)
8 GEE UP NEDDY	9	45.1m	2:46.94	62.48s (1)	32.11s (1)

Finish Position and metres gained from 800m



Sectionals
Powered by

PJ HARNESS ANALYSER
HORSE REPORTS RAW DATA

All your sectional needs

Check us out at www.pjdata.com.au and now on Facebook

The Racing Queensland Board (trading as Racing Queensland) and provider are not responsible for the completeness or accuracy of any of the information contained herein, and makes no representations about its suitability for any purpose.