

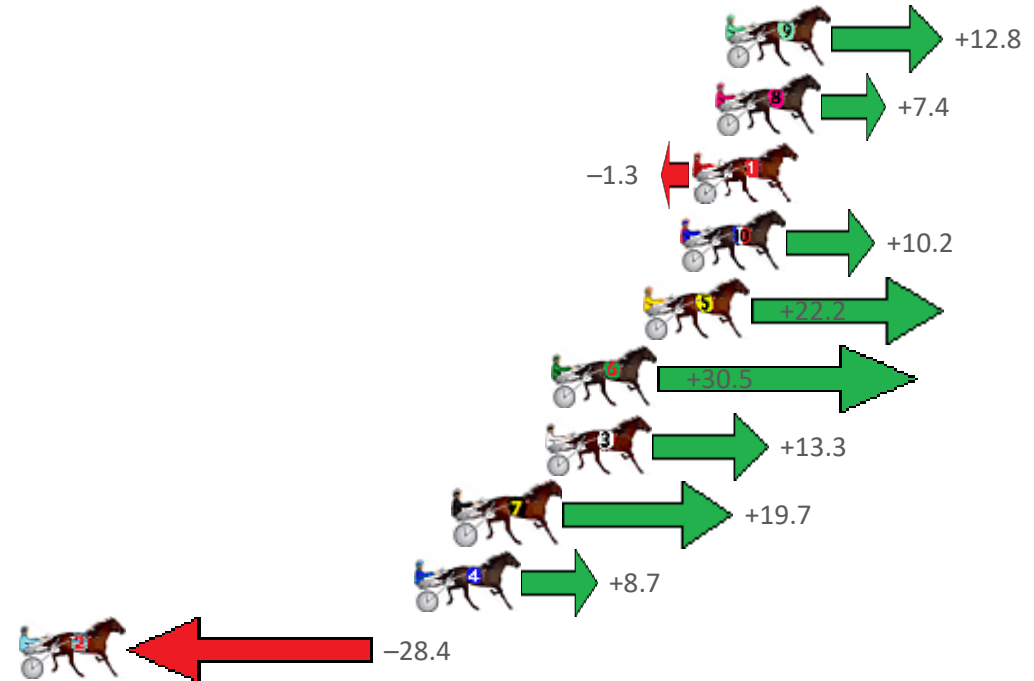
# Albion Park Race 1 Distance 1660m

Friday, 23 April 2021

Gross Time: 1:57.40 MileRate: 1:53.80 LeadTime: 3.50s First Qtr: 26.50s Second Qtr: 28.50s Third Qtr: 28.60s Fourth Qtr: 30.30s

NoHorse	Plc	Margin	Time	800Time (W)	400 Time (W)
9 BOMBADIER JUJON	1	0.0m	1:57.40	57.96s (1)	29.20s (2)
8 MUCH BETTOR	2	0.4m	1:57.43	58.36s (0)	29.58s (0)
1 BLUE IVY	3	1.3m	1:57.50	59.00s (0)	30.40s (0)
10 CLARKEY	4	1.8m	1:57.54	58.15s (0)	29.38s (1)
5 EH EF EL	5	3.2m	1:57.65	57.27s (1)	28.85s (0)
6 KANYE CRUSADER	6	6.9m	1:57.95	56.67s (1)	28.88s (1)
3 ONE OFF	7	7.1m	1:57.96	57.93s (1)	29.37s (2)
7 RIVERLEIGH ROCKET	8	10.7m	1:58.25	57.46s (1)	29.31s (2)
4 JOANNIES GIRL	9	12.3m	1:58.38	58.26s (0)	29.92s (0)
2 COLOMBIAN GOLD	10	37.0m	2:00.34	60.98s (1)	31.72s (1)

Finish Position and metres gained from 800m



Sectionals  
Powered by

**PJ HARNESS ANALYSER** Version 3.05 Out Now!  
**HORSE REPORTS / RAW DATA**  
 All your sectional needs Check us out at [www.pjdata.com.au](http://www.pjdata.com.au)



The Racing Queensland Board (trading as Racing Queensland) and provider are not responsible for the completeness or accuracy of any of the information contained herein, and makes no representations about its suitability for any purpose.


# Albion Park Race 2 Distance 2138m

Friday, 23 April 2021

Gross Time: 2:34.40 MileRate: 1:56.20 LeadTime: 38.40s First Qtr: 29.60s Second Qtr: 30.00s Third Qtr: 28.60s Fourth Qtr: 27.80s

NoHorse	Plc	Margin	Time	800Time (W)	400 Time (W)
5 JUSTA LITTLE BIT	1	0.0m	2:34.40	56.11s (0)	27.51s (0)
6 BIG WHEELS	2	0.8m	2:34.46	56.46s (0)	27.86s (0)
1 LEFT A HURRIKANE	3	12.5m	2:35.31	56.32s (0)	27.70s (0)
10 ROYAL OBSESSION	4	13.2m	2:35.37	55.76s (0)	27.21s (0)
2 DESPONDENT	5	14.3m	2:35.45	56.79s (0)	28.17s (0)
9 JAGGERS SWAGGER	6	17.6m	2:35.69	57.10s (1)	28.75s (1)
7 IN CHEVRON WE TRUST	7	27.1m	2:36.38	57.14s (1)	28.50s (2)
12 MISTER DIAMOND	8	27.4m	2:36.40	57.48s (1)	28.80s (2)
8 MISS MONEYBAGS	9	30.3m	2:36.62	57.26s (0)	28.62s (1)
4 HOLDINGNO CURRENCY	10	32.3m	2:36.76	57.21s (1)	28.54s (2)
11 FEARLESS FAITH	11	42.4m	2:37.50	57.52s (1)	28.77s (1)
3 PETITE PAREE	12	49.3m	2:38.00	59.65s (1)	30.35s (1)

Finish Position and metres gained from 800m



Sectionals  
Powered by

**PJ HARNESS ANALYSER**  
HORSE REPORTS / RAW DATA

Version 3.05  
Out Now!

All your sectional needs

Check us out at [www.pjdata.com.au](http://www.pjdata.com.au)



The Racing Queensland Board (trading as Racing Queensland) and provider are not responsible for the completeness or accuracy of any of the information contained herein, and makes no representations about its suitability for any purpose.

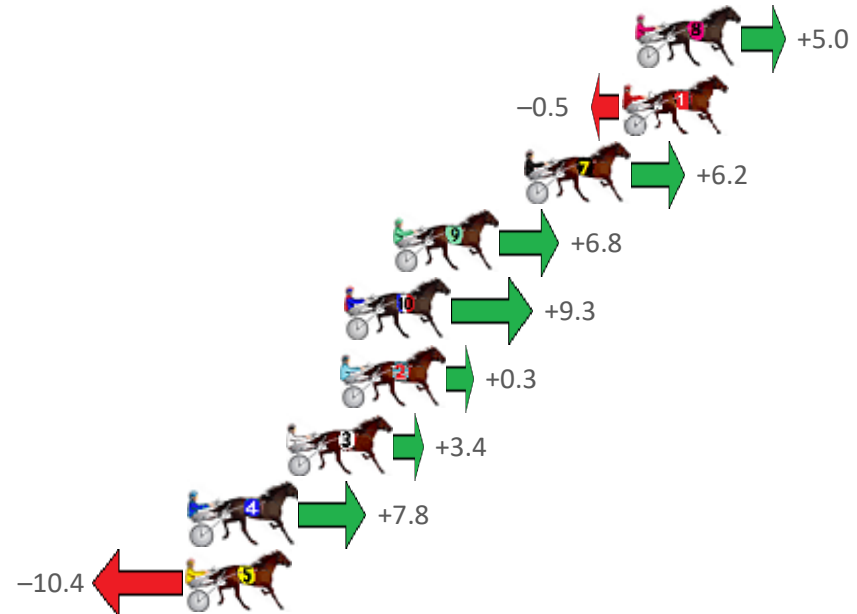
# Albion Park Race 3 Distance 1660m

Friday, 23 April 2021

Gross Time: 1:59.00 MileRate: 1:55.40 LeadTime: 3.50s First Qtr: 28.40s Second Qtr: 29.90s Third Qtr: 27.90s Fourth Qtr: 29.30s

NoHorse	Plc	Margin	Time	800Time (W)	400 Time (W)
8 MAYWYNS JEWEL	1	0.0m	1:59.00	56.84s (0)	28.95s (0)
1 QUICK STEP	2	0.5m	1:59.04	57.24s (0)	29.34s (0)
7 MOTU AMETHYST	3	4.4m	1:59.34	56.76s (0)	28.92s (0)
9 HIGH ON MONTANA	4	9.6m	1:59.74	56.72s (1)	29.14s (2)
10 OCEAN LANE	5	11.5m	1:59.88	56.54s (1)	28.97s (2)
2 NEWMERELLA LADYKAY	6	11.7m	1:59.90	57.18s (1)	29.61s (2)
3 BEEJAYS DELIGHT	7	13.8m	2:00.06	56.96s (0)	29.17s (0)
4 VANISH HANOVER	8	17.6m	2:00.35	56.65s (1)	29.07s (1)
5 BONNIES A ROCKIN	9	17.8m	2:00.37	57.94s (1)	29.77s (1)

Finish Position and metres gained from 800m



Sectionals  
Powered by

**PJ HARNESS ANALYSER** Version 3.05 Out Now!  
**HORSE REPORTS / RAW DATA**  
 All your sectional needs Check us out at [www.pjdata.com.au](http://www.pjdata.com.au)



The Racing Queensland Board (trading as Racing Queensland) and provider are not responsible for the completeness or accuracy of any of the information contained herein, and makes no representations about its suitability for any purpose.

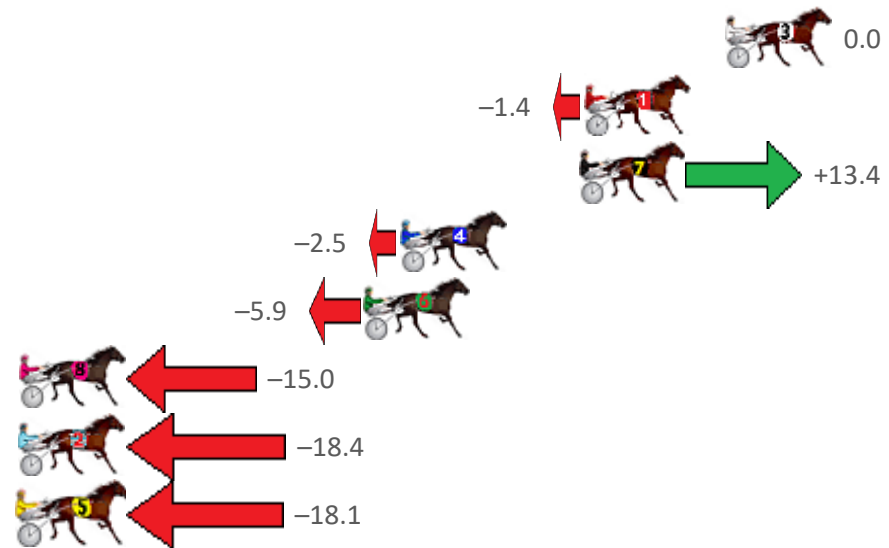
# Albion Park Race 4 Distance 1660m

Friday, 23 April 2021

Gross Time: 1:59.50 MileRate: 1:55.80 LeadTime: 3.60s First Qtr: 28.30s Second Qtr: 30.70s Third Qtr: 29.30s Fourth Qtr: 27.60s

NoHorse	Plc	Margin	Time	800Time (W)	400 Time (W)
3 LEAP TO FAME	1	0.0m	1:59.50	56.90s (0)	27.60s (0)
1 CLASS TO THE MAX	2	5.6m	1:59.91	57.00s (0)	27.65s (0)
7 MY ULTIMATE LEVI	3	5.8m	1:59.92	55.95s (1)	27.38s (2)
4 TIMS A TROOPER	4	12.9m	2:00.44	57.08s (1)	27.94s (1)
6 CATSEYE BEACH	5	14.3m	2:00.54	57.32s (0)	27.94s (0)
8 I AM SPARTA	6	29.8m	2:01.66	57.96s (1)	29.32s (2)
2 GULMARG	7	31.2m	2:01.77	58.20s (0)	28.63s (0)
5 MAYWYN MACDUFF	8	35.9m	2:02.11	58.18s (0)	28.68s (1)

Finish Position and metres gained from 800m



Sectionals  
Powered by

**PJ HARNESS ANALYSER** Version 3.05 Out Now!  
**HORSE REPORTS / RAW DATA**  
 All your sectional needs Check us out at [www.pjdata.com.au](http://www.pjdata.com.au)



The Racing Queensland Board (trading as Racing Queensland) and provider are not responsible for the completeness or accuracy of any of the information contained herein, and makes no representations about its suitability for any purpose.

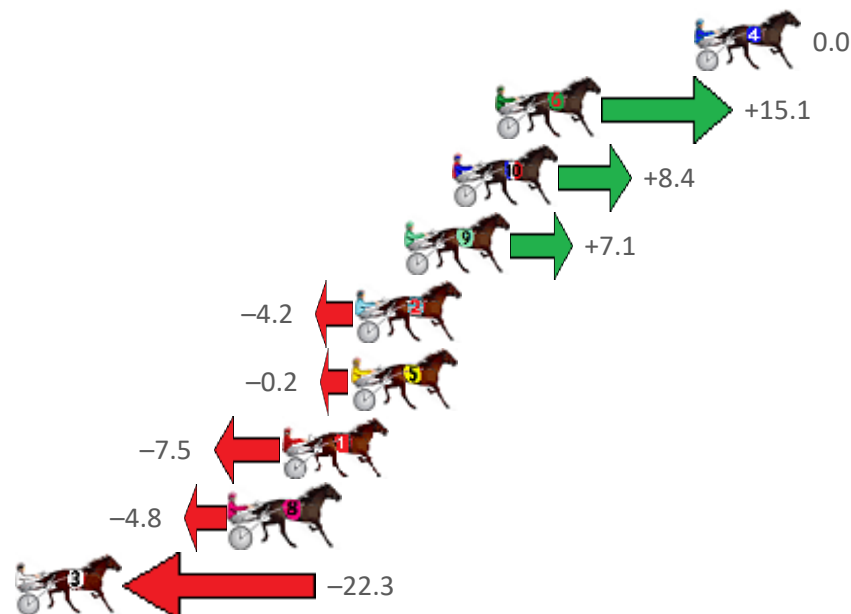
# Albion Park Race 5 Distance 1660m

Friday, 23 April 2021

Gross Time: 1:59.80 MileRate: 1:56.20 LeadTime: 3.40s First Qtr: 28.20s Second Qtr: 31.00s Third Qtr: 28.50s Fourth Qtr: 28.70s

NoHorse	Plc	Margin	Time	800Time (W)	400 Time (W)
4 MAFFIOSO GIRL	1	0.0m	1:59.80	57.20s (0)	28.70s (0)
6 SWEET APPEAL	2	7.9m	2:00.40	56.13s (1)	27.98s (1)
10 SWEET LOMBO	3	9.6m	2:00.52	56.60s (1)	28.51s (2)
9 CHILI ROCKS	4	11.5m	2:00.67	56.70s (0)	28.19s (0)
2 WHERE'S TASCOTT	5	13.4m	2:00.81	57.50s (1)	29.21s (1)
5 SHEZALUCKYLADY	6	13.6m	2:00.82	57.21s (1)	28.87s (1)
1 RANCHO MAN	7	16.3m	2:01.03	57.73s (0)	29.18s (0)
8 MAYWYN TROUBADOU	8	18.4m	2:01.19	57.54s (0)	28.99s (0)
3 BRONSKI MACARENA	9	26.9m	2:01.83	58.79s (0)	30.23s (0)

Finish Position and metres gained from 800m



Sectionals  
Powered by

**PJ HARNESS ANALYSER** Version 3.05 Out Now!  
**HORSE REPORTS / RAW DATA**  
 All your sectional needs Check us out at [www.pjdata.com.au](http://www.pjdata.com.au)



The Racing Queensland Board (trading as Racing Queensland) and provider are not responsible for the completeness or accuracy of any of the information contained herein, and makes no representations about its suitability for any purpose.

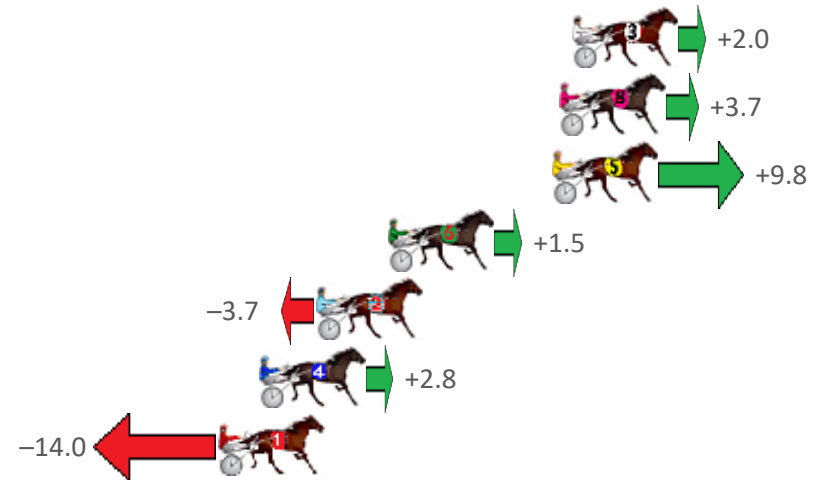
# Albion Park Race 6 Distance 1660m

Friday, 23 April 2021

Gross Time: 2:00.60 MileRate: 1:56.90 LeadTime: 3.50s First Qtr: 29.10s Second Qtr: 31.20s Third Qtr: 29.60s Fourth Qtr: 27.20s

NoHorse	Plc	Margin	Time	800Time (W)	400 Time (W)
3 BLACKJACK BART	1	0.0m	2:00.60	56.66s (1)	27.17s (1)
8 MACH LE MORE	2	0.5m	2:00.64	56.54s (0)	26.95s (0)
5 VIGOROSO	3	0.8m	2:00.66	56.11s (1)	27.12s (2)
6 ITS SUPER EASY	4	7.3m	2:01.12	56.69s (0)	27.10s (0)
2 CAPTAIN COSMONAUT	5	10.1m	2:01.32	57.06s (1)	27.56s (1)
4 NO CONFESSION	6	12.4m	2:01.49	56.60s (1)	27.40s (2)
1 INNER LIGHT	7	14.0m	2:01.60	57.79s (0)	28.15s (0)

Finish Position and metres gained from 800m



Sectionals  
Powered by

**PJ HARNESS ANALYSER** Version 3.05 Out Now!  
**HORSE REPORTS / RAW DATA**  
 All your sectional needs Check us out at [www.pjdata.com.au](http://www.pjdata.com.au)



The Racing Queensland Board (trading as Racing Queensland) and provider are not responsible for the completeness or accuracy of any of the information contained herein, and makes no representations about its suitability for any purpose.



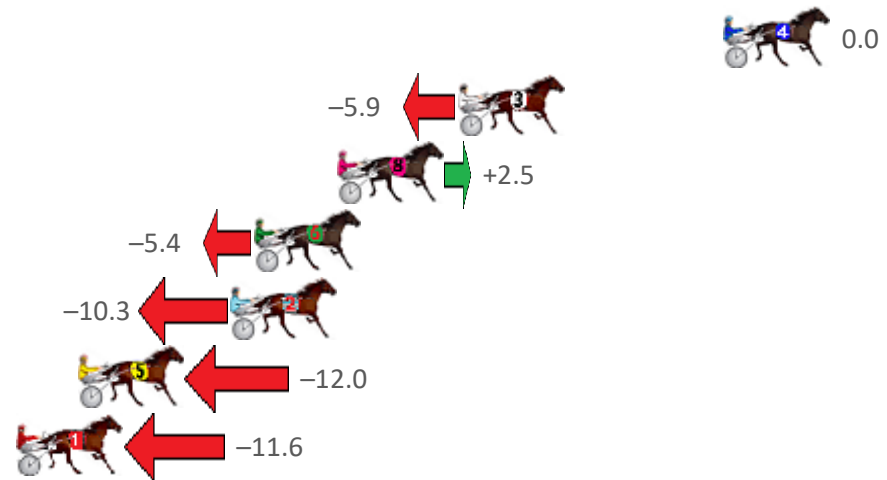
# Albion Park Race 7 Distance 1660m

Friday, 23 April 2021

Gross Time: 2:05.20 MileRate: 2:01.40 LeadTime: 3.50s First Qtr: 29.70s Second Qtr: 33.40s Third Qtr: 31.30s Fourth Qtr: 27.30s

NoHorse	Plc	Margin	Time	800Time (W)	400 Time (W)
4 CAT KING COLE	1	0.0m	2:05.20	58.60s (0)	27.30s (0)
3 BETTYS GOLD CLASS	2	10.5m	2:05.95	59.03s (0)	27.69s (0)
8 MERIBEL	3	15.3m	2:06.30	58.42s (1)	27.96s (2)
6 BETS ON MILLIE	4	18.6m	2:06.54	58.99s (1)	28.41s (1)
2 BLACKJACK SHAZ	5	19.5m	2:06.60	59.35s (0)	27.94s (0)
5 MAYWYN ROCKFIELD	6	25.6m	2:07.04	59.47s (0)	28.05s (0)
1 HARLEY BLUE	7	29.8m	2:07.34	59.44s (0)	28.70s (3)

Finish Position and metres gained from 800m



Sectionals  
Powered by

**PJ HARNESS ANALYSER** Version 3.05 Out Now!  
**HORSE REPORTS / RAW DATA**  
 All your sectional needs Check us out at [www.pjdata.com.au](http://www.pjdata.com.au)



The Racing Queensland Board (trading as Racing Queensland) and provider are not responsible for the completeness or accuracy of any of the information contained herein, and makes no representations about its suitability for any purpose.


# Albion Park Race 8 Distance 1660m

Friday, 23 April 2021

Gross Time: 2:03.60 MileRate: 1:59.80 LeadTime: 3.50s First Qtr: 29.60s Second Qtr: 32.20s Third Qtr: 29.30s Fourth Qtr: 29.00s

NoHorse	Plc	Margin	Time	800Time (W)	400 Time (W)
4 LITTLEDEE	1	0.0m	2:03.60	58.08s (1)	28.86s (1)
6 THANKHEAVNFORGIRLS	2	0.2m	2:03.62	56.72s (1)	28.41s (2)
10 MANOFLISA	3	0.4m	2:03.63	57.11s (1)	28.77s (2)
3 ARTISTIC HUMMA	4	3.1m	2:03.84	58.52s (0)	29.22s (0)
8 BEYOND A SHADOW	5	5.8m	2:04.04	58.11s (0)	28.58s (0)
5 PRIVATE JUJON	6	10.2m	2:04.38	58.50s (1)	29.20s (1)
9 DONTCH SEE IT	7	14.8m	2:04.73	58.44s (0)	28.78s (1)
2 GRINYDONTCHA	8	15.2m	2:04.76	58.53s (1)	29.19s (1)
1 MILWAUKEE SUNRISE	9	15.8m	2:04.80	59.14s (0)	29.65s (0)
7 BOPPIN THE BLUES	10	25.4m	2:05.53	58.52s (0)	29.76s (2)

Finish Position and metres gained from 800m



Sectionals  
Powered by

PJ HARNESS ANALYSER

HORSE REPORTS / RAW DATA

Version 3.05  
Out Now!

All your sectional needs

Check us out at [www.pjdata.com.au](http://www.pjdata.com.au)

The Racing Queensland Board (trading as Racing Queensland) and provider are not responsible for the completeness or accuracy of any of the information contained herein, and makes no representations about its suitability for any purpose.



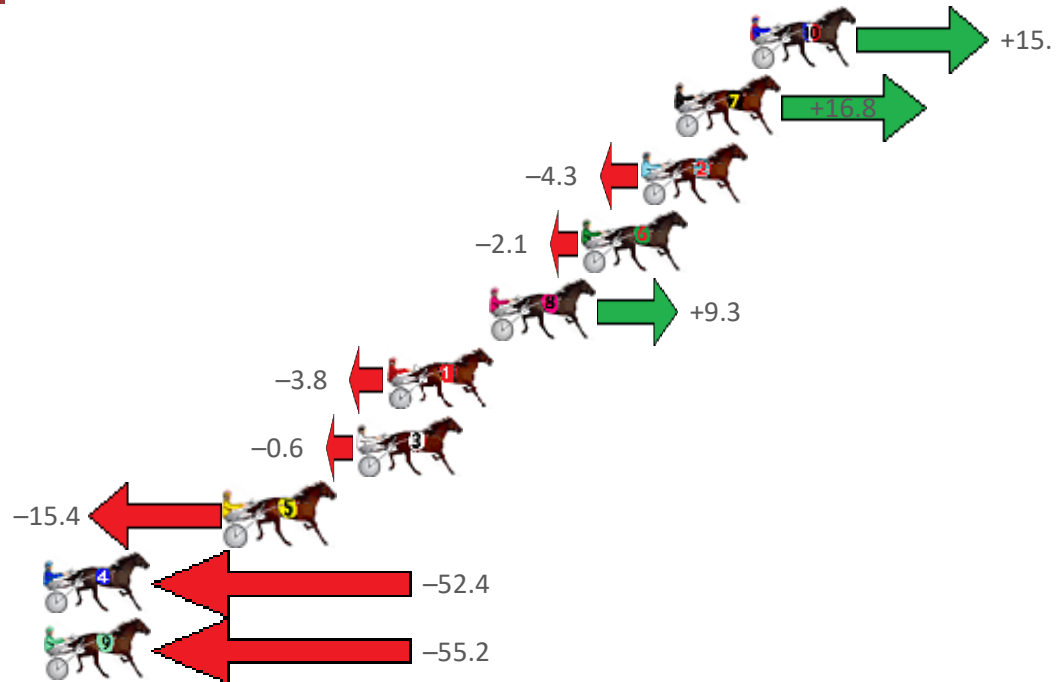
# Albion Park Race 9 Distance 2138m

Friday, 23 April 2021

Gross Time: 2:47.60 MileRate: 2:05.00 LeadTime: 43.60s First Qtr: 32.30s Second Qtr: 31.30s Third Qtr: 29.80s Fourth Qtr: 30.60s

NoHorse	Plc	Margin	Time	800Time (W)	400 Time (W)
10 DOWN UNDER RORS	1	0.0m	2:47.60	59.26s (1)	30.20s (2)
7 PRINCESS FAITH	2	3.0m	2:47.84	59.14s (0)	29.67s (2)
2 TOUCHE DE FLING	3	4.3m	2:47.94	60.72s (0)	30.93s (0)
6 DAY TOURER	4	6.7m	2:48.14	60.56s (0)	30.71s (0)
8 IMA CALVERT ROSE	5	10.3m	2:48.42	59.70s (1)	30.59s (3)
1 MAJESTIC SPEED	6	14.4m	2:48.75	60.69s (1)	30.90s (2)
3 CRAZY BEN	7	15.6m	2:48.85	60.45s (0)	30.87s (0)
5 PRINCESS KATERINA	8	20.8m	2:49.27	61.56s (1)	31.53s (1)
4 CHOCOLATEHANDFUL	9	76.8m	2:53.75	64.33s (1)	34.08s (0)
9 ILLAWONG BUZZ	10	89.2m	2:54.74	64.54s (0)	33.20s (0)

Finish Position and metres gained from 800m



Sectionals  
Powered by

PJ

HARNESS ANALYSER

HORSE REPORTS / RAW DATA

All your sectional needs

Check us out at [www.pjdata.com.au](http://www.pjdata.com.au)

Version 3.05  
Out Now!

The Racing Queensland Board (trading as Racing Queensland) and provider are not responsible for the completeness or accuracy of any of the information contained herein, and makes no representations about its suitability for any purpose.