

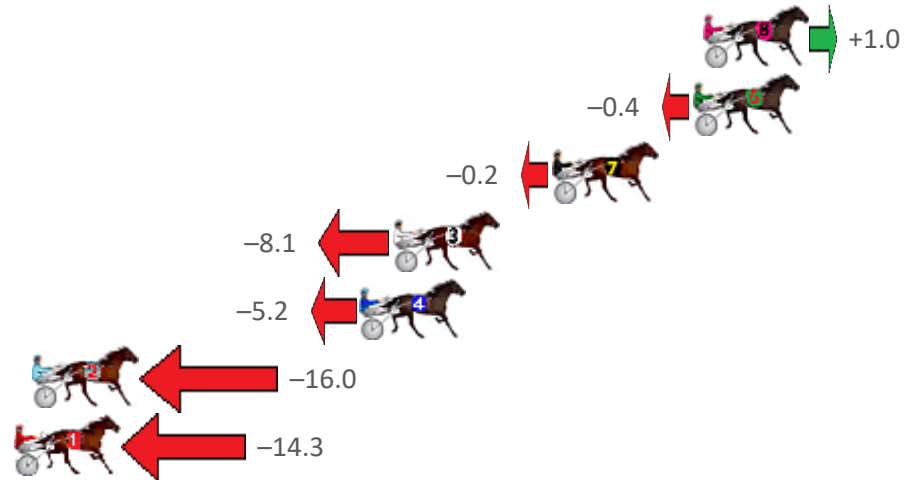
Redcliffe Race 1 Distance 1780m

Thursday, 6 May 2021

Gross Time: 2:12.60 MileRate: 1:59.90 LeadTime: 10.90s First Qtr: 31.50s Second Qtr: 32.30s Third Qtr: 29.00s Fourth Qtr: 28.90s

NoHorse	Plc	Margin	Time	800Time (W)	400 Time (W)
8 TYPHOON TORQUE	1	0.0m	2:12.60	57.83s (1)	28.89s (1)
6 BIG GEM MONTANA	2	0.4m	2:12.63	57.93s (0)	28.93s (0)
7 TIMENPATIENCE	3	6.0m	2:13.06	57.91s (1)	28.74s (1)
3 ARCHILLES	4	12.3m	2:13.53	58.48s (0)	29.44s (0)
4 CROSSED LEGS	5	13.6m	2:13.63	58.27s (0)	29.19s (0)
2 BROCK SING	6	26.6m	2:14.62	59.05s (1)	29.70s (1)
1 GEORGEZILLA	7	27.3m	2:14.67	58.93s (0)	29.68s (0)

Finish Position and metres gained from 800m



Sectionals
Powered by

PJ HARNESS ANALYSER Version 3.05 Out Now!
HORSE REPORTS / RAW DATA
 All your sectional needs Check us out at www.pjdata.com.au



The Racing Queensland Board (trading as Racing Queensland) and provider are not responsible for the completeness or accuracy of any of the information contained herein, and makes no representations about its suitability for any purpose.

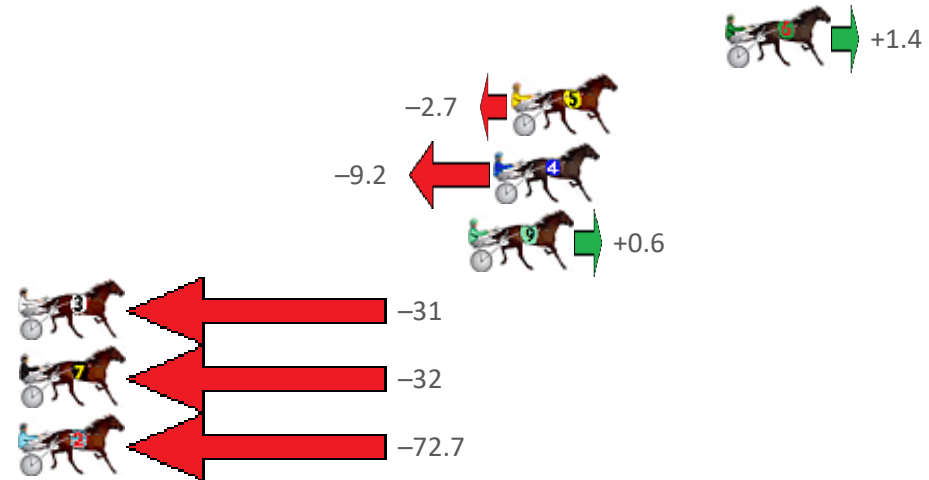
Redcliffe Race 2 Distance 2040m

Thursday, 6 May 2021

Gross Time: 2:34.10 MileRate: 2:01.50 LeadTime: 31.40s First Qtr: 31.10s Second Qtr: 31.30s Third Qtr: 29.20s Fourth Qtr: 31.10s

NoHorse	Plc	Margin	Time	800Time (W)	400 Time (W)
6 BONDI PRINCE	1	0.0m	2:34.10	60.20s (1)	30.85s (1)
5 STEEVEN	2	8.5m	2:34.79	60.50s (1)	31.23s (2)
4 BEE A BLESSING	3	9.2m	2:34.85	60.99s (0)	31.81s (0)
9 SLIDE TO UNLOCK	4	10.2m	2:34.93	60.26s (1)	30.90s (1)
3 VALKYRIE HANOVER	5	34.3m	2:36.89	62.56s (0)	33.09s (0)
7 ASHTON RIVER	6	50.5m	2:38.21	62.63s (0)	32.75s (0)
2 OUR LITTLE SKIPPER	7	83.1m	2:40.86	65.75s (0)	36.01s (0)

Finish Position and metres gained from 800m



Sectionals
Powered by

PJ HARNESS ANALYSER Version 3.05 Out Now!
HORSE REPORTS / RAW DATA
 All your sectional needs Check us out at www.pjdata.com.au



The Racing Queensland Board (trading as Racing Queensland) and provider are not responsible for the completeness or accuracy of any of the information contained herein, and makes no representations about its suitability for any purpose.


Redcliffe Race 3 Distance 1780m

Thursday, 6 May 2021

Gross Time: 2:11.90 MileRate: 1:59.30 LeadTime: 11.60s First Qtr: 30.30s Second Qtr: 30.80s Third Qtr: 29.20s Fourth Qtr: 30.00s

NoHorse	Plc	Margin	Time	800Time (W)	400 Time (W)
3 ABBEY DIADEMA	1	0.0m	2:11.90	58.20s (1)	29.28s (2)
6 BUTCHERFEELGOOD	2	0.4m	2:11.93	57.55s (1)	29.03s (3)
9 DOWNTOWN LUCCA	3	2.6m	2:12.10	58.10s (0)	28.85s (0)
5 CHUMP CHOP	4	3.3m	2:12.16	59.44s (0)	30.25s (0)
7 SHEZ GOT BLING	5	10.9m	2:12.76	59.35s (0)	30.13s (0)
1 LIVING FREE	6	11.6m	2:12.81	59.76s (0)	30.52s (0)
2 FAMOUS SHOES	7	12.6m	2:12.89	59.45s (1)	30.51s (1)
4 GHOST GUM	8	16.5m	2:13.20	59.09s (1)	30.20s (1)
8 RAINBOW STYLING	9	21.9m	2:13.62	59.84s (0)	30.62s (0)

Finish Position and metres gained from 800m



Sectionals
Powered by

PJ HARNESS ANALYSER Version 3.05 Out Now!
HORSE REPORTS / RAW DATA
 All your sectional needs Check us out at www.pjdata.com.au



The Racing Queensland Board (trading as Racing Queensland) and provider are not responsible for the completeness or accuracy of any of the information contained herein, and makes no representations about its suitability for any purpose.

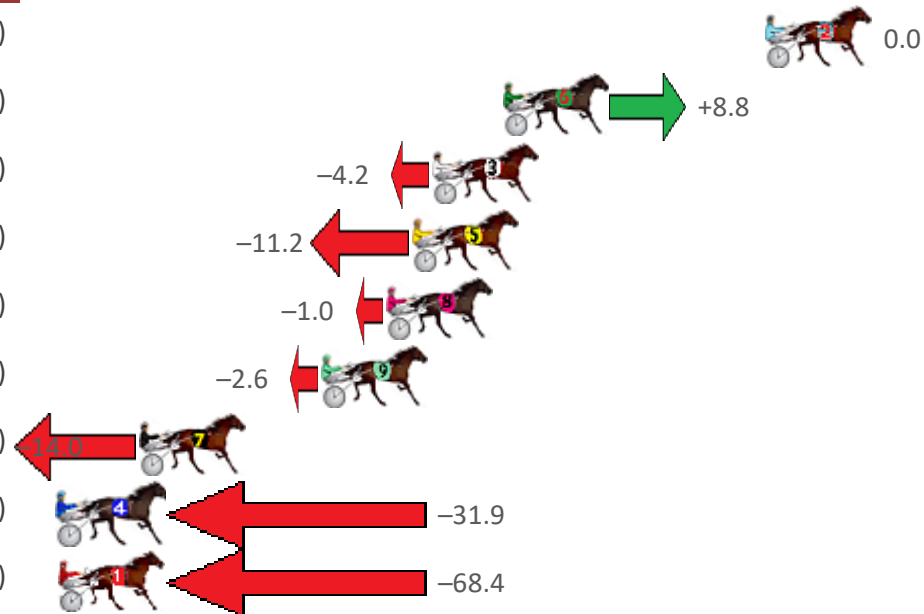
Redcliffe Race 4 Distance 2040m

Thursday, 6 May 2021

Gross Time: 2:34.40 MileRate: 2:01.80 LeadTime: 31.60s First Qtr: 30.30s Second Qtr: 31.10s Third Qtr: 30.20s Fourth Qtr: 31.20s

NoHorse	Plc	Margin	Time	800Time (W)	400 Time (W)
2 THEMIDNIGHTRAMBLE	1	0.0m	2:34.40	61.40s (0)	31.20s (0)
6 CHAMPAGNE REACTOR	2	10.4m	2:35.25	60.73s (1)	31.29s (1)
3 STAR OF WONDER	3	13.2m	2:35.48	61.72s (2)	31.98s (1)
5 THATS FUNNY	4	14.0m	2:35.54	62.25s (1)	31.94s (0)
8 WRITEABOUTCHELSEA	5	15.0m	2:35.62	61.48s (1)	31.57s (2)
9 MUSTANG DUDE	6	17.6m	2:35.84	61.60s (0)	31.11s (2)
7 WHATA REACTOR	7	24.8m	2:36.42	62.47s (0)	31.40s (1)
4 ELLE JAY	8	39.3m	2:37.61	63.83s (1)	33.33s (0)
1 KID CALVERT	9	74.8m	2:40.50	66.62s (0)	35.20s (0)

Finish Position and metres gained from 800m



Sectionals
Powered by

PJ HARNES ANALYSER

HORSE REPORTS / RAW DATA

Version 3.05
Out Now!

All your sectional needs

Check us out at www.pjdata.com.au

The Racing Queensland Board (trading as Racing Queensland) and provider are not responsible for the completeness or accuracy of any of the information contained herein, and makes no representations about its suitability for any purpose.

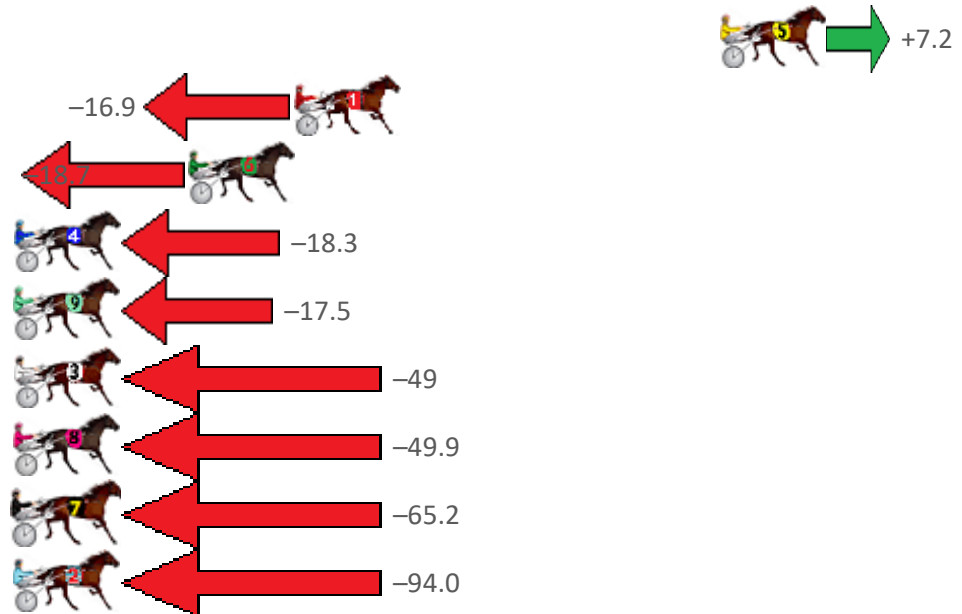
Redcliffe Race 5 Distance 1780m

Thursday, 6 May 2021

Gross Time: 2:11.40 MileRate: 1:58.80 LeadTime: 11.70s First Qtr: 30.60s Second Qtr: 30.40s Third Qtr: 29.00s Fourth Qtr: 29.70s

NoHorse	Plc	Margin	Time	800Time (W)	400 Time (W)
5 NICKS PICK	1	0.0m	2:11.40	58.17s (1)	29.15s (1)
1 BAILEYS WITH LEGS	2	16.9m	2:12.72	59.93s (0)	30.95s (0)
6 CHARLIE CHUCKLES	3	21.1m	2:13.04	60.06s (1)	31.04s (1)
4 BLACKJACK JIM	4	30.5m	2:13.77	60.04s (1)	30.73s (1)
9 JOY TO ALL	5	34.9m	2:14.12	59.98s (1)	30.67s (1)
3 IM ISABELLA	6	55.8m	2:15.74	62.22s (0)	32.62s (0)
8 ESSENTIAL THREE	7	68.1m	2:16.70	62.34s (0)	32.60s (1)
7 GO AWAY	8	79.4m	2:17.58	63.46s (0)	33.72s (0)
2 BUSTABALLOON	9	164.0m	2:24.16	65.56s (0)	36.27s (0)

Finish Position and metres gained from 800m



Sectionals
Powered by

PJ HARNESS ANALYSER Version 3.05 Out Now!
HORSE REPORTS / RAW DATA
 All your sectional needs Check us out at www.pjdata.com.au



The Racing Queensland Board (trading as Racing Queensland) and provider are not responsible for the completeness or accuracy of any of the information contained herein, and makes no representations about its suitability for any purpose.

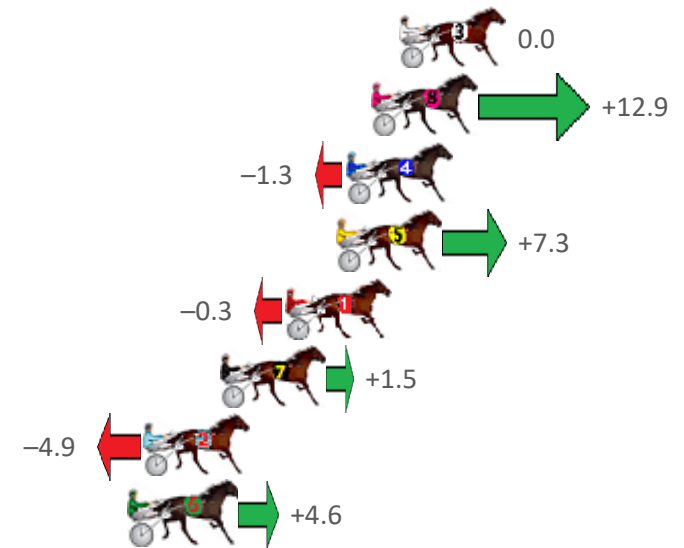
Redcliffe Race 6 Distance 1780m

Thursday, 6 May 2021

Gross Time: 2:13.10 MileRate: 2:00.30 LeadTime: 11.50s First Qtr: 30.30s Second Qtr: 31.60s Third Qtr: 29.90s Fourth Qtr: 29.80s

NoHorse	Plc	Margin	Time	800Time (W)	400 Time (W)
3 BETTING BARON	1	0.0m	2:13.10	59.70s (0)	29.80s (0)
8 TEE JAY CEE	2	1.1m	2:13.19	58.74s (1)	28.89s (2)
4 MANOFLISA	3	2.1m	2:13.26	59.80s (1)	29.93s (1)
5 PRINCE JOY	4	2.5m	2:13.30	59.16s (1)	29.32s (2)
1 THANKHEAVNFORGIRLS	5	4.5m	2:13.45	59.72s (0)	29.81s (0)
7 TODAYS HERO	6	7.1m	2:13.65	59.59s (0)	29.66s (0)
2 AROONA	7	10.1m	2:13.89	60.06s (1)	30.16s (1)
6 LOOKS JUST RIGHT	8	10.6m	2:13.93	59.36s (0)	29.56s (0)

Finish Position and metres gained from 800m



Sectionals
Powered by

PJ HARNESS ANALYSER Version 3.05 Out Now!
HORSE REPORTS / RAW DATA
 All your sectional needs Check us out at www.pjdata.com.au



The Racing Queensland Board (trading as Racing Queensland) and provider are not responsible for the completeness or accuracy of any of the information contained herein, and makes no representations about its suitability for any purpose.

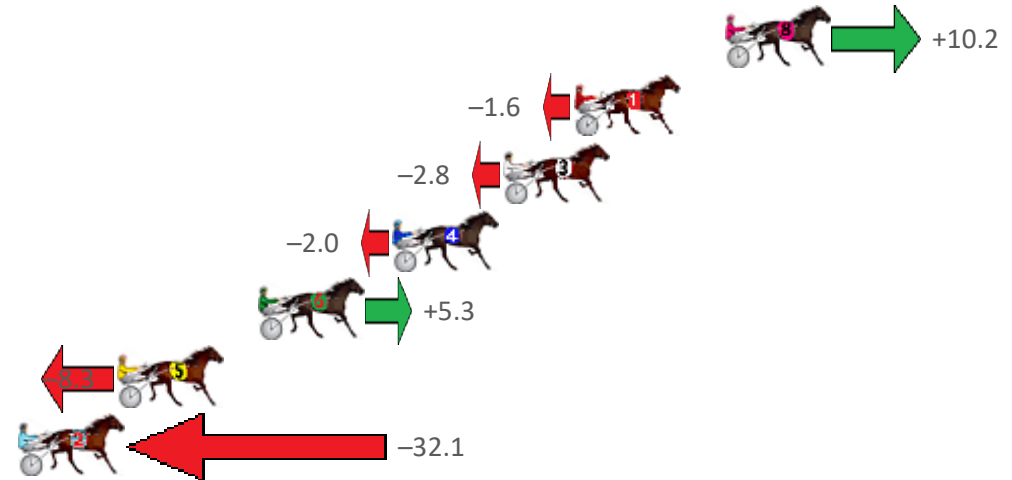
Redcliffe Race 7 Distance 1780m

Thursday, 6 May 2021

Gross Time: 2:12.90 MileRate: 2:00.20 LeadTime: 11.40s First Qtr: 30.50s Second Qtr: 31.50s Third Qtr: 29.20s Fourth Qtr: 30.30s

NoHorse	Plc	Margin	Time	800Time (W)	400 Time (W)
8 IMA BIRUBI BOY	1	0.0m	2:12.90	58.75s (1)	29.97s (1)
1 FAIREACHDAINN	2	6.0m	2:13.38	59.62s (0)	30.12s (1)
3 FORTYFIVE ROCK	3	8.8m	2:13.60	59.71s (1)	30.96s (1)
4 WHATELEY	4	13.2m	2:13.95	59.65s (0)	30.36s (0)
6 HEARTBREAK	5	18.5m	2:14.37	59.11s (1)	30.56s (1)
5 JUKEBOX JET	6	24.1m	2:14.81	60.11s (1)	31.32s (2)
2 RITCHIE BEE	7	32.1m	2:15.45	61.87s (0)	32.40s (0)

Finish Position and metres gained from 800m



Sectionals
Powered by

PJ HARNESS ANALYSER Version 3.05 Out Now!
HORSE REPORTS / RAW DATA
 All your sectional needs Check us out at www.pjdata.com.au



The Racing Queensland Board (trading as Racing Queensland) and provider are not responsible for the completeness or accuracy of any of the information contained herein, and makes no representations about its suitability for any purpose.

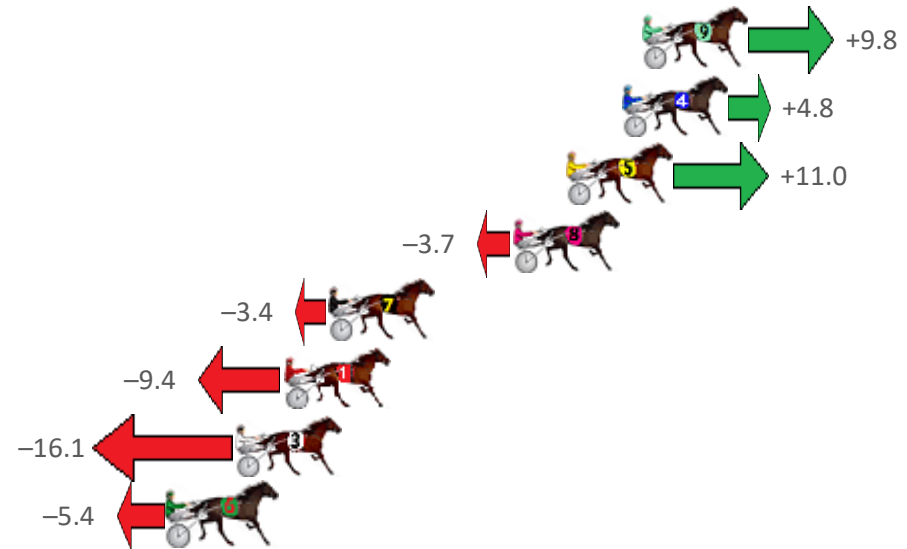
Redcliffe Race 8 Distance 2040m

Thursday, 6 May 2021

Gross Time: 2:32.30 MileRate: 2:00.10 LeadTime: 31.30s First Qtr: 30.80s Second Qtr: 31.60s Third Qtr: 29.20s Fourth Qtr: 29.40s

NoHorse	Plc	Margin	Time	800Time (W)	400 Time (W)
9 SO BOBS YOUR UNCLE	1	0.0m	2:32.30	57.89s (1)	28.93s (2)
4 LANOCH BOY	2	0.8m	2:32.36	58.25s (1)	29.15s (1)
5 CHANCELESS CENTURY	3	3.0m	2:32.53	57.80s (1)	28.99s (1)
8 FIRE AND ICE	4	5.1m	2:32.69	58.87s (1)	29.77s (1)
7 BLISSFULDAY	5	12.4m	2:33.26	58.85s (0)	29.56s (0)
1 MISTER COLE	6	14.2m	2:33.39	59.28s (0)	30.03s (0)
3 SUKI DAYO	7	16.1m	2:33.54	59.77s (0)	30.53s (0)
6 MAN OF ACTION	8	18.8m	2:33.75	58.99s (0)	29.87s (2)

Finish Position and metres gained from 800m



Sectionals
Powered by

PJ HARNESS ANALYSER Version 3.05 Out Now!
HORSE REPORTS / RAW DATA
 All your sectional needs Check us out at www.pjdata.com.au



The Racing Queensland Board (trading as Racing Queensland) and provider are not responsible for the completeness or accuracy of any of the information contained herein, and makes no representations about its suitability for any purpose.

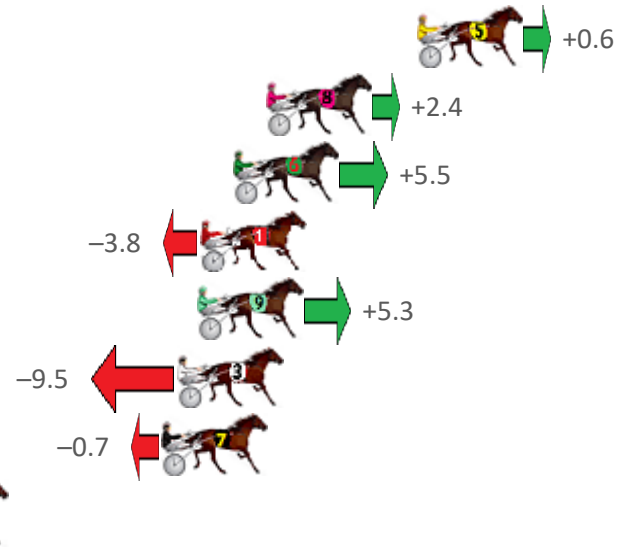
Redcliffe Race 9 Distance 1780m

Thursday, 6 May 2021

Gross Time: 2:10.10 MileRate: 1:57.60 LeadTime: 11.00s First Qtr: 30.30s Second Qtr: 31.10s Third Qtr: 28.50s Fourth Qtr: 29.20s

NoHorse	Plc	Margin	Time	800Time (W)	400 Time (W)
5 SPRING CAMPAIGN	1	0.0m	2:10.10	57.66s (0)	29.20s (0)
8 SAINT KILDA BEACH	2	6.0m	2:10.56	57.53s (1)	28.76s (2)
6 SLINGSHOT	3	7.3m	2:10.66	57.31s (1)	28.55s (1)
1 MISSINMEMATE	4	8.6m	2:10.76	57.97s (0)	29.45s (0)
9 OUR LITTLE DIGGER	5	8.7m	2:10.77	57.32s (0)	28.71s (0)
3 EL GRAN SENOR	6	9.5m	2:10.83	58.38s (1)	29.72s (1)
7 COREY WILLIAM	7	10.1m	2:10.87	57.75s (0)	29.15s (0)
2 LORIMER LADY	8	20.6m	2:11.68	58.88s (1)	30.11s (1)

Finish Position and metres gained from 800m



Sectionals
Powered by

PJ HARNESS ANALYSER
HORSE REPORTS / RAW DATA

Version 3.05
Out Now!

All your sectional needs

Check us out at www.pjdata.com.au



The Racing Queensland Board (trading as Racing Queensland) and provider are not responsible for the completeness or accuracy of any of the information contained herein, and makes no representations about its suitability for any purpose.

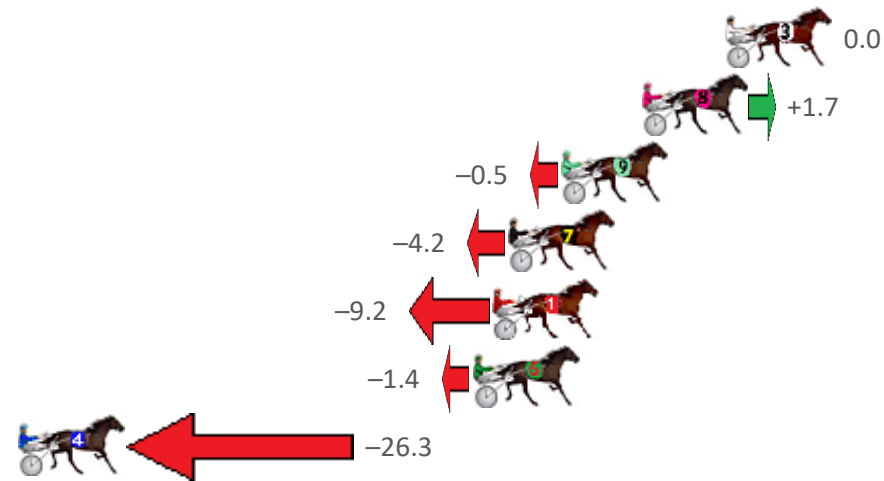
Redcliffe Race 10 Distance 1780m

Thursday, 6 May 2021

Gross Time: 2:15.60 MileRate: 2:02.60 LeadTime: 12.40s First Qtr: 32.50s Second Qtr: 32.80s Third Qtr: 28.30s Fourth Qtr: 29.60s

NoHorse	Plc	Margin	Time	800Time (W)	400 Time (W)
3 APACHE WHITESOX	1	0.0m	2:15.60	57.90s (1)	29.60s (1)
8 SUBTLE ADVICE	2	3.3m	2:15.86	57.78s (1)	29.49s (1)
9 BRAEBEACH	3	6.5m	2:16.10	57.94s (2)	29.80s (2)
7 IMA BEACH BABE	4	8.6m	2:16.27	58.20s (0)	29.84s (0)
1 ALLSTAR SEA	5	9.2m	2:16.31	58.56s (0)	30.23s (0)
6 HOLLYWOOD ROOKI	6	10.0m	2:16.38	58.00s (0)	29.67s (1)
4 MICHAELS DESIRE	7	36.1m	2:18.40	59.79s (1)	31.45s (2)

Finish Position and metres gained from 800m



Sectionals
Powered by

PJ HARNESS ANALYSER

HORSE REPORTS / RAW DATA

Version 3.05
Out Now!

All your sectional needs

Check us out at www.pjdata.com.au

The Racing Queensland Board (trading as Racing Queensland) and provider are not responsible for the completeness or accuracy of any of the information contained herein, and makes no representations about its suitability for any purpose.