

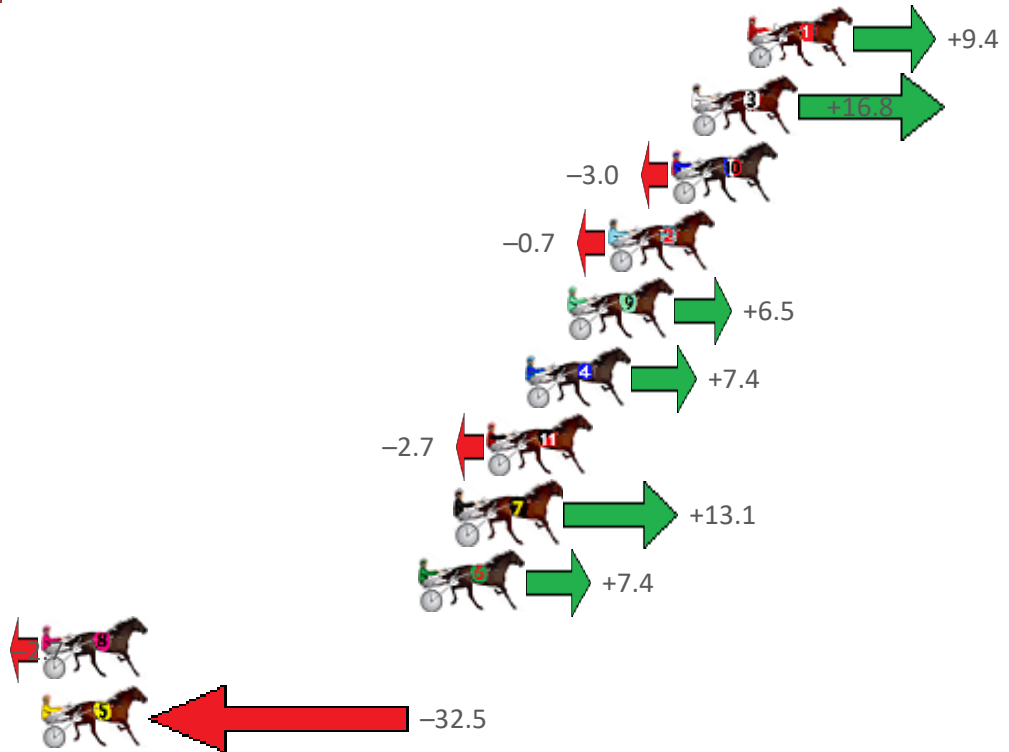
Albion Park Race 1 Distance 2138m

Saturday, 8 May 2021

Gross Time: 2:31.70 MileRate: 1:54.20 LeadTime: 36.60s First Qtr: 29.30s Second Qtr: 29.60s Third Qtr: 28.20s Fourth Qtr: 28.00s

NoHorse	Plc	Margin	Time	800Time (W)	400 Time (W)
1 SPEEDY DOMINIC	1	0.0m	2:31.70	55.54s (0)	27.40s (0)
3 LILAC FLASH	2	2.2m	2:31.86	55.03s (0)	26.87s (0)
10 WRANGLER	3	3.0m	2:31.92	56.41s (0)	28.21s (0)
2 TAROONA BROMAC	4	5.5m	2:32.10	56.25s (0)	28.09s (0)
9 KID MONTANA	5	7.1m	2:32.22	55.75s (0)	27.55s (0)
4 FAME ASSURED	6	8.8m	2:32.35	55.68s (1)	27.37s (2)
11 TURN IT UP	7	10.3m	2:32.46	56.39s (1)	28.37s (1)
7 MAYWYNS BEST	8	11.5m	2:32.55	55.28s (1)	26.96s (1)
6 OUR WALL STREET WOL	9	13.0m	2:32.66	55.68s (1)	27.39s (1)
8 CLINTAL DO	10	42.7m	2:34.84	56.39s (0)	28.47s (0)
5 MOTU GATECRASHER	11	44.5m	2:34.98	58.47s (1)	30.08s (1)

Finish Position and metres gained from 800m



Sectionals
Powered by

PJ HARNESS ANALYSER Version 3.05 Out Now!
HORSE REPORTS / RAW DATA
 All your sectional needs Check us out at www.pjdata.com.au



The Racing Queensland Board (trading as Racing Queensland) and provider are not responsible for the completeness or accuracy of any of the information contained herein, and makes no representations about its suitability for any purpose.


Albion Park Race 2 Distance 2138m

Saturday, 8 May 2021

Gross Time: 2:35.70 MileRate: 1:57.20 LeadTime: 38.80s First Qtr: 30.90s Second Qtr: 29.70s Third Qtr: 27.80s Fourth Qtr: 28.50s

NoHorse	Plc	Margin	Time	800Time (W)	400 Time (W)
11 MISTERFREEZE	1	0.0m	2:35.70	55.08s (1)	27.38s (2)
1 JUMPING JACK JIMMY	2	0.1m	2:35.71	56.31s (0)	28.51s (0)
10 CLARRY	3	0.2m	2:35.71	55.39s (1)	27.72s (2)
7 CASINO TOMMY	4	0.5m	2:35.74	56.29s (1)	28.49s (1)
2 CLASSIE AMERICAN	5	1.2m	2:35.79	55.78s (0)	27.95s (0)
8 HANDSOME HERO	6	1.7m	2:35.83	56.11s (0)	28.29s (0)
9 KINGOFTHESTARS	7	2.5m	2:35.89	55.89s (1)	28.28s (2)
5 WHISKEY BLAZE	8	4.9m	2:36.07	55.44s (0)	27.86s (1)
4 THE DEMOCRAT	9	6.0m	2:36.15	55.15s (1)	27.48s (2)
3 BEE GEES BANDIT	10	6.1m	2:36.16	56.42s (1)	28.59s (1)
6 JUMPING JOLT	11	8.4m	2:36.33	55.98s (0)	28.15s (0)

Finish Position and metres gained from 800m



Sectionals
Powered by

PJ HARNESS ANALYSER Version 3.05 Out Now!
HORSE REPORTS / RAW DATA
 All your sectional needs Check us out at www.pjdata.com.au



The Racing Queensland Board (trading as Racing Queensland) and provider are not responsible for the completeness or accuracy of any of the information contained herein, and makes no representations about its suitability for any purpose.

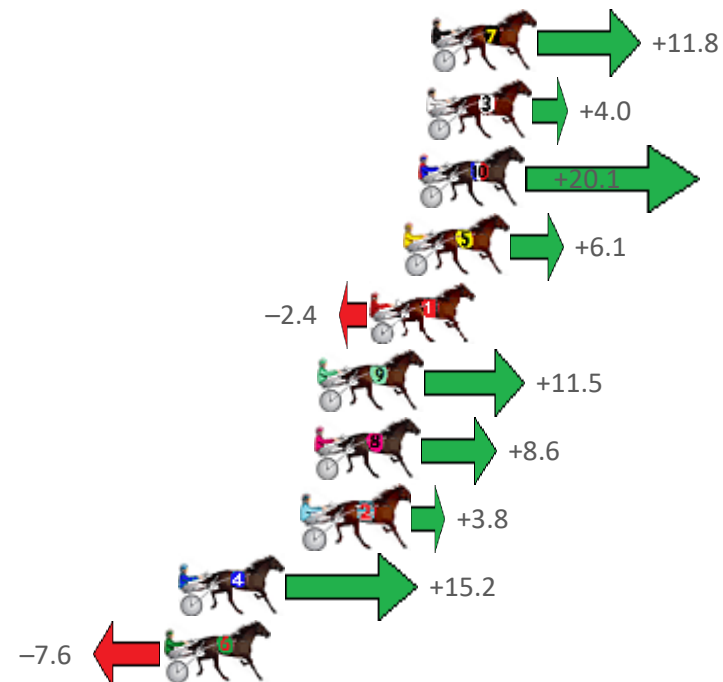
Albion Park Race 3 Distance 1660m

Saturday, 8 May 2021

Gross Time: 1:57.80 MileRate: 1:54.20 LeadTime: 3.40s First Qtr: 26.90s Second Qtr: 30.80s Third Qtr: 28.10s Fourth Qtr: 28.60s

NoHorse	Plc	Margin	Time	800Time (W)	400 Time (W)
7 A RAINBOW DELIGHT	1	0.0m	1:57.80	55.87s (1)	27.80s (2)
3 ROLL WITH ROCKY	2	0.2m	1:57.82	56.42s (0)	28.30s (0)
10 BETTOR ROBYN	3	0.5m	1:57.84	55.28s (1)	27.24s (2)
5 COMMODORE JUJON	4	1.1m	1:57.88	56.27s (1)	28.21s (2)
1 PARAVANI	5	2.4m	1:57.98	56.87s (0)	28.77s (0)
9 ALE ALE KAI	6	4.5m	1:58.14	55.89s (1)	27.83s (2)
8 FRANCO HAMPTON	7	4.6m	1:58.15	56.09s (0)	28.05s (1)
2 CAUTIVAR	8	5.0m	1:58.18	56.43s (0)	28.34s (0)
4 B MAC C	9	10.0m	1:58.55	55.63s (1)	27.89s (0)
6 PACIFIC DRUMS	10	10.6m	1:58.60	57.24s (1)	29.14s (1)

Finish Position and metres gained from 800m



Sectionals
Powered by

PJ HARNESS ANALYSER Version 3.05 Out Now!
HORSE REPORTS / RAW DATA
 All your sectional needs Check us out at www.pjdata.com.au



The Racing Queensland Board (trading as Racing Queensland) and provider are not responsible for the completeness or accuracy of any of the information contained herein, and makes no representations about its suitability for any purpose.

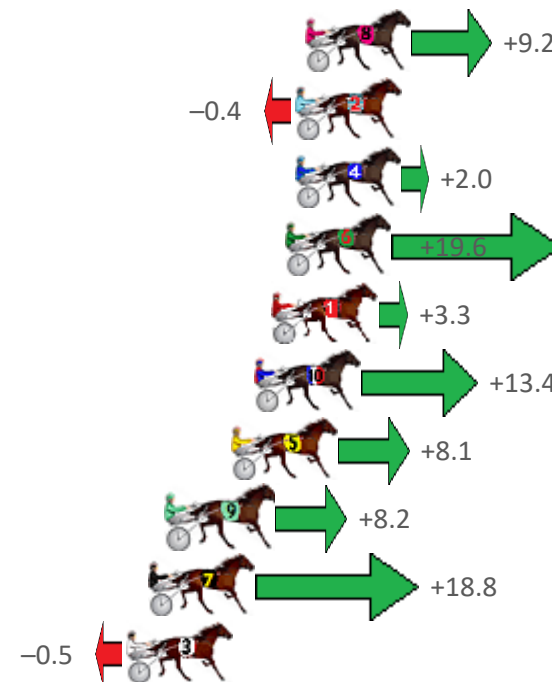
Albion Park Race 4 Distance 1660m

Saturday, 8 May 2021

Gross Time: 1:57.60 MileRate: 1:54.00 LeadTime: 3.40s First Qtr: 27.10s Second Qtr: 29.50s Third Qtr: 29.20s Fourth Qtr: 28.40s

NoHorse	Plc	Margin	Time	800Time (W)	400 Time (W)
8 NIMAH FRANCO	1	0.0m	1:57.60	56.94s (0)	27.62s (0)
2 THE CROUPIER	2	0.4m	1:57.63	57.63s (0)	28.43s (0)
4 RAGNARR	3	0.4m	1:57.63	57.46s (1)	28.26s (1)
6 MACH LE MORE	4	0.8m	1:57.66	56.20s (1)	27.44s (2)
1 COURAGEOUS SAINT	5	1.3m	1:57.70	57.36s (0)	28.07s (0)
10 LOMBO HEAVEN	6	2.0m	1:57.75	56.64s (1)	27.82s (2)
5 DOUBLE OR NOTHING	7	2.9m	1:57.82	57.02s (1)	28.22s (2)
9 BOHANNAN	8	5.4m	1:58.00	57.01s (0)	27.93s (1)
7 WITH THE BAND	9	6.2m	1:58.06	56.25s (1)	27.76s (0)
3 SQUARE DEALER	10	7.1m	1:58.13	57.64s (1)	28.38s (1)

Finish Position and metres gained from 800m



Sectionals
Powered by

PJ HARNESS ANALYSER Version 3.05 Out Now!
HORSE REPORTS / RAW DATA
 All your sectional needs Check us out at www.pjdata.com.au



The Racing Queensland Board (trading as Racing Queensland) and provider are not responsible for the completeness or accuracy of any of the information contained herein, and makes no representations about its suitability for any purpose.

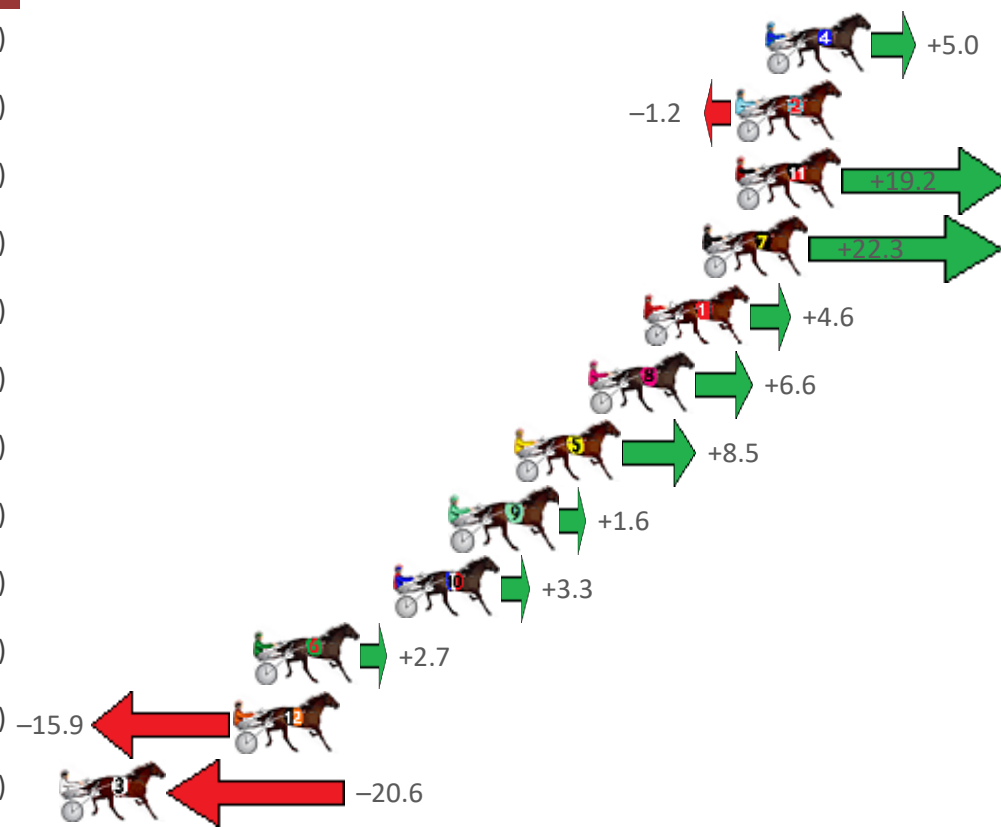
Albion Park Race 5 Distance 2138m

Saturday, 8 May 2021

Gross Time: 2:36.40 MileRate: 1:57.70 LeadTime: 37.50s First Qtr: 31.20s Second Qtr: 30.90s Third Qtr: 28.50s Fourth Qtr: 28.30s

NoHorse	Plc	Margin	Time	800Time (W)	400 Time (W)
4 OUR MEGASTAR	1	0.0m	2:36.40	56.45s (0)	28.00s (0)
2 GOLIGHTLY	2	1.2m	2:36.49	56.88s (0)	28.38s (0)
11 KING TRITON	3	1.2m	2:36.49	55.44s (2)	27.68s (3)
7 BOMBADIER JUJON	4	2.5m	2:36.59	55.23s (2)	27.46s (3)
1 LIFES BLACK	5	4.8m	2:36.76	56.48s (0)	27.88s (0)
8 PROSECUTION WITNESS	6	7.0m	2:36.92	56.33s (0)	27.61s (0)
5 GLENEAGLE WARRIOR	7	9.9m	2:37.14	56.20s (1)	28.05s (1)
9 TEARAWAY DIAMOND	8	12.4m	2:37.32	56.69s (1)	28.75s (2)
10 ROCKNROLL DA GAMA	9	14.7m	2:37.49	56.57s (0)	27.79s (0)
6 CALL ME TRISH	10	20.3m	2:37.91	56.61s (1)	28.45s (1)
12 KATACHA MAN	11	21.1m	2:37.97	57.92s (1)	29.18s (1)
3 MISTER HART	12	29.8m	2:38.62	58.25s (1)	29.33s (2)

Finish Position and metres gained from 800m



Sectionals
Powered by

PJ

HARNESS ANALYSER

HORSE REPORTS / RAW DATA

Version 3.05
Out Now!

PJ
Data

All your sectional needs

Check us out at www.pjdata.com.au

The Racing Queensland Board (trading as Racing Queensland) and provider are not responsible for the completeness or accuracy of any of the information contained herein, and makes no representations about its suitability for any purpose.

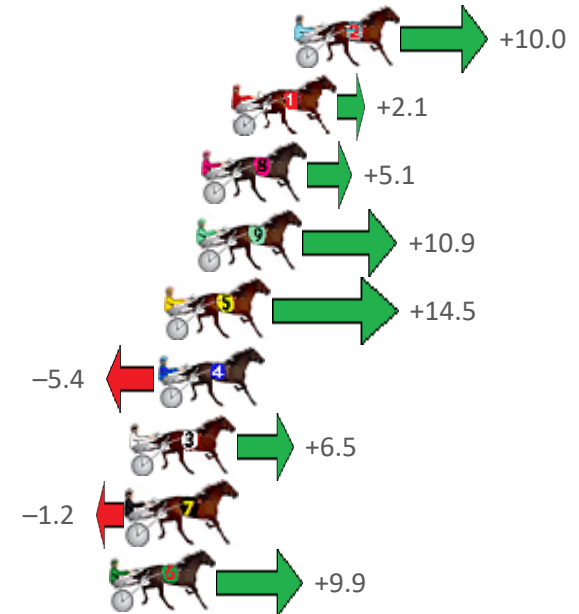
Albion Park Race 6 Distance 2138m

Saturday, 8 May 2021

Gross Time: 2:33.10 MileRate: 1:55.20 LeadTime: 37.00s First Qtr: 29.10s Second Qtr: 29.90s Third Qtr: 28.20s Fourth Qtr: 28.90s

NoHorse	Plc	Margin	Time	800Time (W)	400 Time (W)
2 TACTICAL RESPONSE	1	0.0m	2:33.10	56.39s (1)	28.31s (1)
1 IMASPORTSSTAR	2	2.5m	2:33.29	56.95s (0)	28.78s (0)
8 SAM IS PERFECTION	3	3.7m	2:33.38	56.74s (0)	28.56s (0)
9 MIDNIGHT MAN	4	3.9m	2:33.40	56.33s (1)	28.23s (1)
5 UNDER WORKED	5	5.1m	2:33.49	56.07s (1)	27.99s (1)
4 OUR MAJOR DAY	6	5.4m	2:33.51	57.48s (0)	29.29s (0)
3 MY MASTERCRAFTSMA	7	6.5m	2:33.59	56.64s (0)	28.46s (0)
7 BLACKSADANCE	8	6.6m	2:33.60	57.19s (1)	29.12s (1)
6 STOMPPEM	9	7.3m	2:33.65	56.40s (0)	28.22s (0)

Finish Position and metres gained from 800m



Sectionals
Powered by

PJ HARNESS ANALYSER Version 3.05 Out Now!
HORSE REPORTS / RAW DATA
 All your sectional needs Check us out at www.pjdata.com.au



The Racing Queensland Board (trading as Racing Queensland) and provider are not responsible for the completeness or accuracy of any of the information contained herein, and makes no representations about its suitability for any purpose.

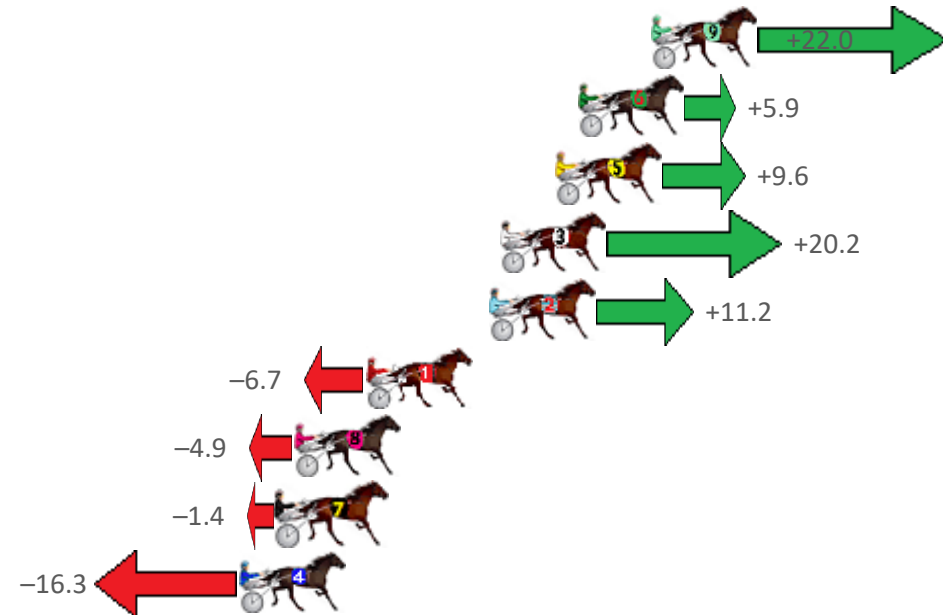
Albion Park Race 7 Distance 2138m

Saturday, 8 May 2021

Gross Time: 2:33.50 MileRate: 1:55.50 LeadTime: 37.60s First Qtr: 29.80s Second Qtr: 29.40s Third Qtr: 28.40s Fourth Qtr: 28.30s

NoHorse	Plc	Margin	Time	800Time (W)	400 Time (W)
9 CARDLESFROMHEAVEN	1	0.0m	2:33.50	55.15s (1)	27.06s (0)
6 L L COOL J	2	2.9m	2:33.72	56.28s (1)	28.17s (1)
5 JONAH JONES	3	3.8m	2:33.78	56.02s (1)	27.84s (1)
3 MONTANA CHIEF	4	6.0m	2:33.95	55.28s (1)	27.34s (1)
2 MAJOR GENERALJUJON	5	6.4m	2:33.98	55.91s (1)	27.68s (1)
1 TWENTYEIGHTBLACK	6	11.3m	2:34.34	57.17s (0)	28.79s (0)
8 ROYAL AURORA	7	14.1m	2:34.55	57.05s (0)	28.66s (0)
7 ADMIRAL BRONSKI	8	14.8m	2:34.60	56.80s (0)	28.41s (0)
4 STRADDIE	9	16.3m	2:34.71	57.85s (0)	29.45s (0)

Finish Position and metres gained from 800m



Sectionals
Powered by

PJ HARNESS ANALYSER Version 3.05 Out Now!
HORSE REPORTS / RAW DATA
 All your sectional needs Check us out at www.pjdata.com.au



The Racing Queensland Board (trading as Racing Queensland) and provider are not responsible for the completeness or accuracy of any of the information contained herein, and makes no representations about its suitability for any purpose.

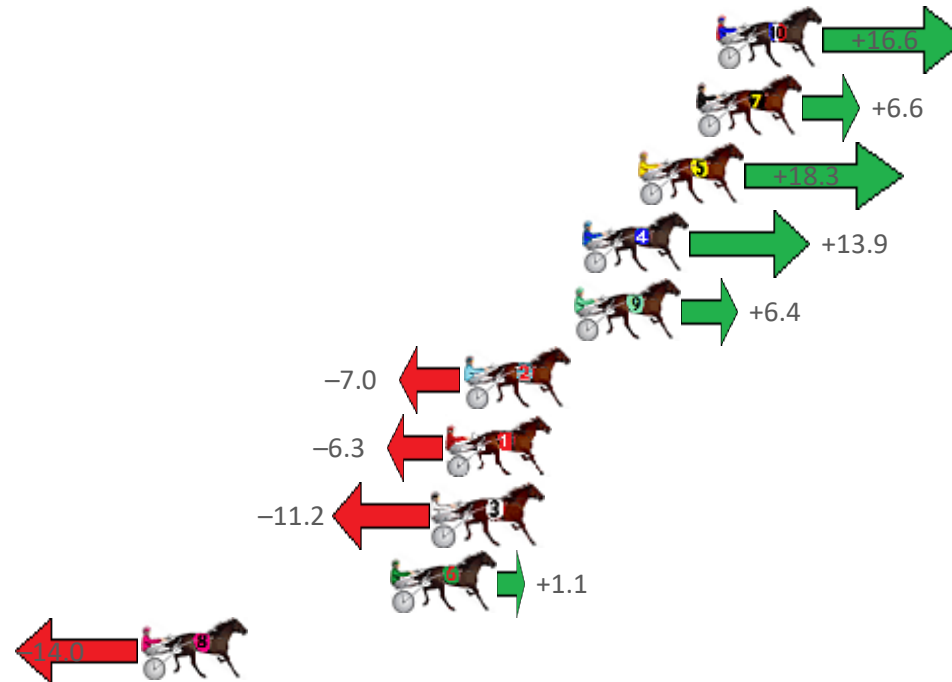
Albion Park Race 8 Distance 1660m

Saturday, 8 May 2021

Gross Time: 1:59.50 MileRate: 1:55.80 LeadTime: 3.30s First Qtr: 27.10s Second Qtr: 30.80s Third Qtr: 29.50s Fourth Qtr: 28.80s

NoHorse	Plc	Margin	Time	800Time (W)	400 Time (W)
10 ARK ME	1	0.0m	1:59.50	57.10s (1)	27.67s (1)
7 LOOKING FABULOUS	2	0.8m	1:59.56	57.82s (1)	28.38s (1)
5 MACHS MARETA	3	3.1m	1:59.73	56.97s (1)	27.58s (1)
4 LILYMADIMAC	4	5.3m	1:59.90	57.29s (0)	27.83s (0)
9 OUR STELLA ROSE	5	5.6m	1:59.92	57.84s (1)	28.40s (1)
2 TRUE STEPPER	6	10.0m	2:00.26	58.81s (1)	29.36s (1)
1 GLEN AVRIL GIRL	7	10.7m	2:00.31	58.76s (0)	29.25s (0)
3 MAYWYNS JEWEL	8	11.2m	2:00.35	59.11s (0)	29.60s (0)
6 SUGARKANE	9	12.9m	2:00.48	58.22s (0)	28.71s (0)
8 LAVAZZA	10	22.8m	2:01.22	59.31s (0)	29.75s (0)

Finish Position and metres gained from 800m



Sectionals
Powered by

PJ HARNESS ANALYSER Version 3.05 Out Now!
HORSE REPORTS / RAW DATA
 All your sectional needs Check us out at www.pjdata.com.au



The Racing Queensland Board (trading as Racing Queensland) and provider are not responsible for the completeness or accuracy of any of the information contained herein, and makes no representations about its suitability for any purpose.

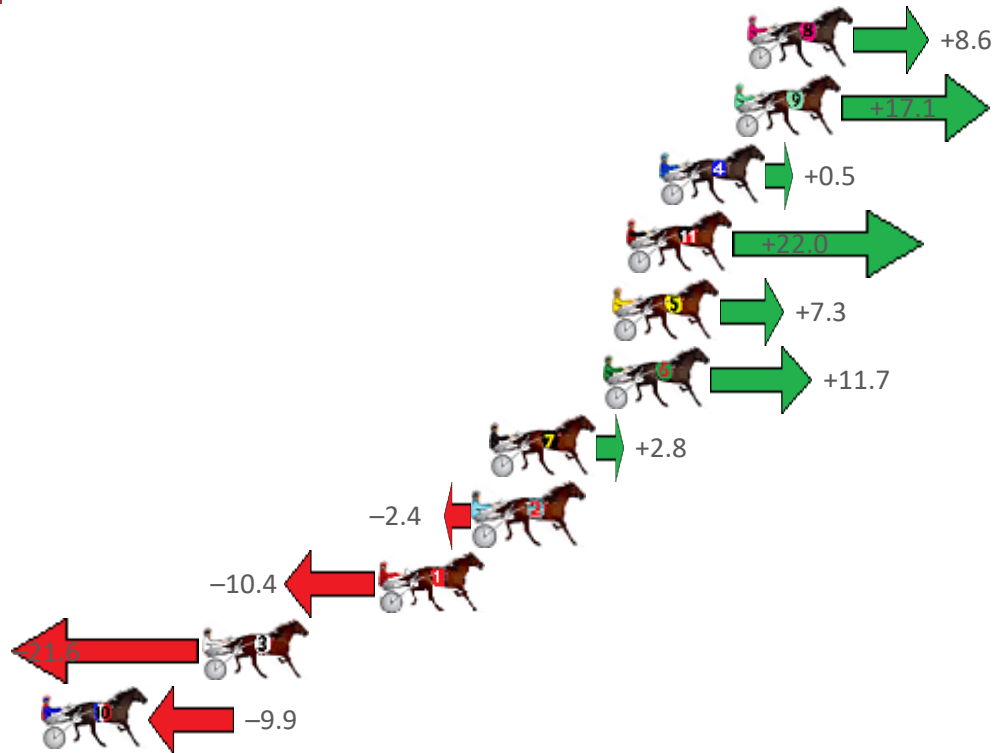
Albion Park Race 9 Distance 2138m

Saturday, 8 May 2021

Gross Time: 2:42.40 MileRate: 2:01.70 LeadTime: 42.40s First Qtr: 30.30s Second Qtr: 31.00s Third Qtr: 29.70s Fourth Qtr: 29.00s

NoHorse	Plc	Margin	Time	800Time (W)	400 Time (W)
8 FLINGANDWINGIT	1	0.0m	2:42.40	58.07s (1)	28.71s (2)
9 GREG THE GREAT	2	0.5m	2:42.44	57.45s (1)	28.23s (2)
4 ORLANDO JOLT	3	3.5m	2:42.67	58.66s (1)	29.25s (1)
11 MAJESTIC SIMON	4	4.8m	2:42.77	57.09s (1)	27.95s (0)
5 JANSSON	5	5.3m	2:42.80	58.17s (0)	28.85s (1)
6 IL PIRATA	6	5.7m	2:42.83	57.85s (0)	28.39s (0)
7 MAJESTIC ESS JAY	7	10.2m	2:43.18	58.50s (1)	29.25s (3)
2 GODOFTHUNDER	8	10.8m	2:43.22	58.88s (0)	29.16s (0)
1 CHASING GREAT	9	14.6m	2:43.51	59.46s (0)	29.72s (0)
3 AVEROSS DON	10	21.6m	2:44.04	60.28s (0)	30.53s (0)
10 BLAZING UNDER FIRE	11	32.1m	2:44.84	59.42s (1)	29.89s (1)

Finish Position and metres gained from 800m



Sectionals
Powered by

PJ HARNESS ANALYSER Version 3.05 Out Now!
HORSE REPORTS / RAW DATA
 All your sectional needs Check us out at www.pjdata.com.au



The Racing Queensland Board (trading as Racing Queensland) and provider are not responsible for the completeness or accuracy of any of the information contained herein, and makes no representations about its suitability for any purpose.

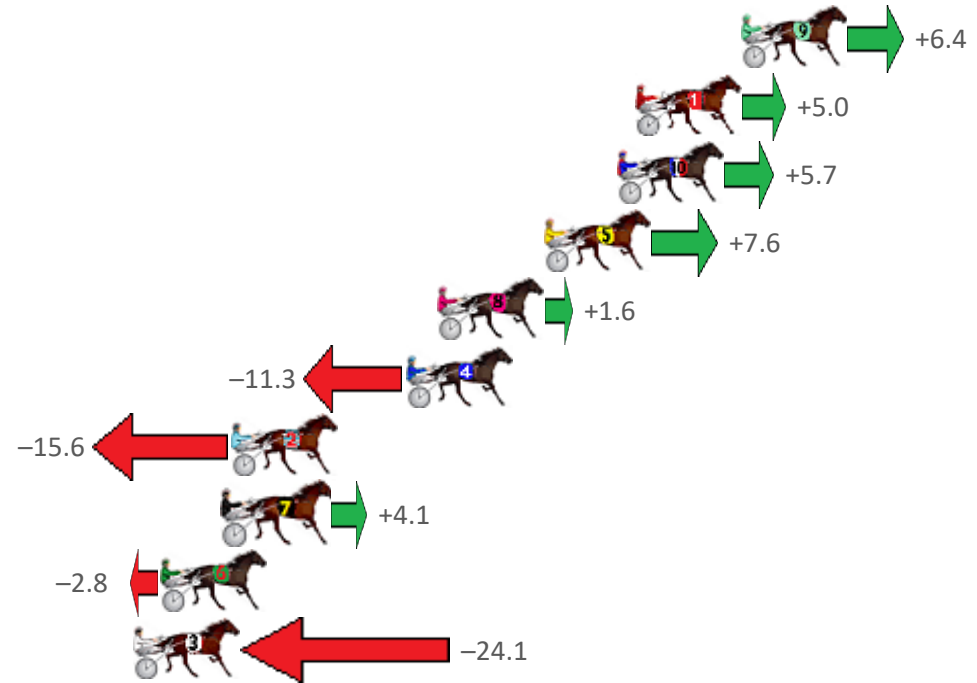
Albion Park Race 10 Distance 1660m

Saturday, 8 May 2021

Gross Time: 1:59.80 MileRate: 1:56.20 LeadTime: 3.20s First Qtr: 28.60s Second Qtr: 29.60s Third Qtr: 28.60s Fourth Qtr: 29.80s

NoHorse	Plc	Margin	Time	800Time (W)	400 Time (W)
9 KAY NORA SHANNON	1	0.0m	1:59.80	57.94s (1)	29.47s (1)
1 DOLLARBILL	2	4.2m	2:00.13	58.04s (0)	29.28s (0)
10 JEWEL OF PEAK	3	4.9m	2:00.18	57.99s (1)	29.48s (1)
5 KENDYS BUTTERFLY	4	7.8m	2:00.41	57.85s (1)	29.36s (1)
8 SCHEU CREEK	5	12.0m	2:00.74	58.28s (0)	29.53s (0)
4 OUR BELLA LUCIA	6	13.3m	2:00.84	59.22s (1)	30.79s (1)
2 GROOVY MISS ANNIE	7	20.2m	2:01.38	59.53s (0)	30.85s (0)
7 COBBLER LANE	8	20.5m	2:01.40	58.10s (1)	29.85s (1)
6 NIGHT NINJA	9	23.0m	2:01.60	58.60s (1)	30.13s (2)
3 MAGICOL IDEAL	10	24.1m	2:01.68	60.15s (0)	31.47s (0)

Finish Position and metres gained from 800m



Sectionals
Powered by

PJ HARNESS ANALYSER

HORSE REPORTS / RAW DATA

Version 3.05
Out Now!

All your sectional needs

Check us out at www.pjdata.com.au

The Racing Queensland Board (trading as Racing Queensland) and provider are not responsible for the completeness or accuracy of any of the information contained herein, and makes no representations about its suitability for any purpose.