

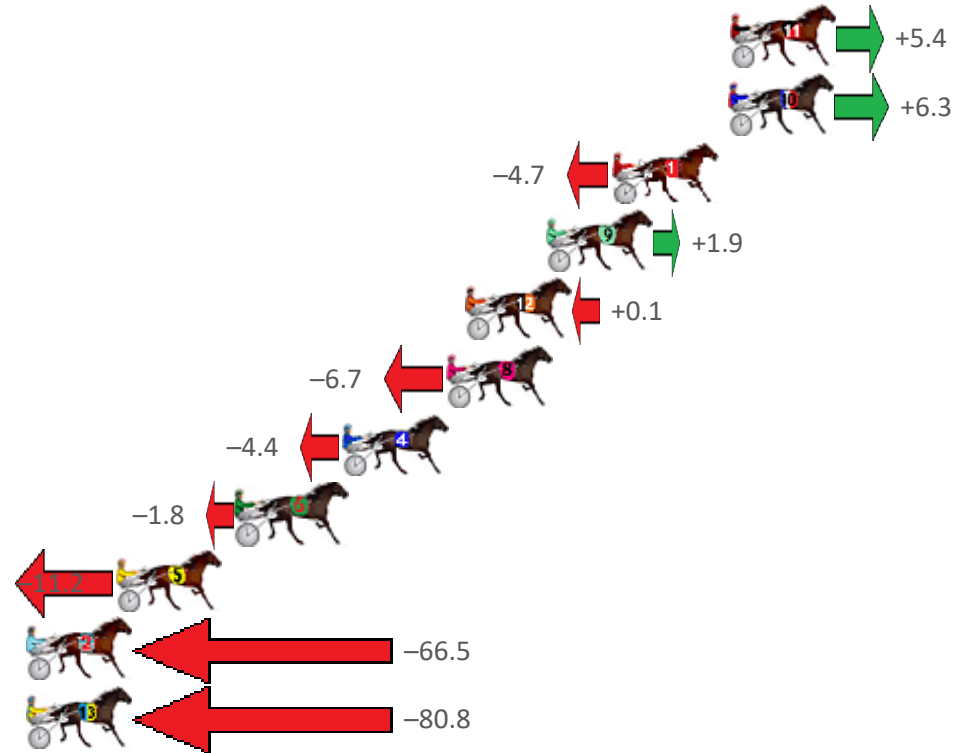
# Albion Park Race 1 Distance 2138m

Saturday, 15 May 2021

Gross Time: 2:35.20 MileRate: 1:56.90 LeadTime: 38.10s First Qtr: 31.10s Second Qtr: 29.70s Third Qtr: 27.90s Fourth Qtr: 28.40s

No Horse	Plc	Margin	Time	800Time (W)	400 Time (W)
11 BETTERTHANDIAMOND	1	0.0m	2:35.20	55.92s (2)	28.20s (1)
10 FOND MEMORIES	2	0.1m	2:35.21	55.86s (1)	27.55s (2)
1 VENUS JUJON	3	4.7m	2:35.55	56.63s (0)	28.73s (0)
9 BETTOR MEMORIES	4	7.3m	2:35.74	56.17s (0)	28.25s (0)
12 CHEESANDKISSES	5	10.5m	2:35.98	56.29s (2)	28.53s (1)
8 FROST EN ICE	6	11.3m	2:36.04	56.77s (0)	28.84s (0)
4 WESTERN SHOWGIRL	7	15.4m	2:36.35	56.61s (1)	28.27s (2)
6 SUKI DAYO	8	19.6m	2:36.66	56.43s (0)	28.29s (0)
5 MOONAN NINA	9	24.4m	2:37.02	57.08s (0)	28.99s (0)
2 SUGARKANE	10	68.7m	2:40.33	60.95s (1)	32.12s (1)
13 MISS LILY MAY	11	98.8m	2:42.57	61.95s (1)	33.24s (1)

Finish Position and metres gained from 800m



Sectionals  
Powered by

**PJ HARNESS ANALYSER**  
HORSE REPORTS / RAW DATA

Version 3.05  
Out Now!

All your sectional needs

Check us out at [www.pjdata.com.au](http://www.pjdata.com.au)

The Racing Queensland Board (trading as Racing Queensland) and provider are not responsible for the completeness or accuracy of any of the information contained herein, and makes no representations about its suitability for any purpose.


# Albion Park Race 2 Distance 2138m

Saturday, 15 May 2021

Gross Time: 2:31.10 MileRate: 1:53.70 LeadTime: 36.40s First Qtr: 29.70s Second Qtr: 28.50s Third Qtr: 28.20s Fourth Qtr: 28.30s

No Horse	Plc	Margin	Time	800Time (W)	400 Time (W)
4 WILL THE WIZARD	1	0.0m	2:31.10	56.21s (0)	28.00s (0)
7 BLACKSADANCE	2	3.2m	2:31.34	56.72s (0)	28.53s (0)
10 BOMBADIER JUJON	3	22.9m	2:32.80	56.31s (1)	27.72s (2)
12 GLENEAGLE WARRIOR	4	28.5m	2:33.22	56.41s (1)	28.43s (2)
9 ROCKS OR DIAMONDS	5	34.6m	2:33.67	57.43s (1)	29.45s (1)
8 MUMMYS BOY	6	34.8m	2:33.69	58.00s (0)	29.24s (0)
13 OUR BALOU	7	35.3m	2:33.72	56.89s (2)	29.17s (1)
2 SIGNOR JUJON	8	38.7m	2:33.98	58.60s (0)	29.97s (0)
3 APACHE WHITESOX	9	53.6m	2:35.09	59.07s (1)	29.68s (1)
6 SIR JUJON	10	57.2m	2:35.35	58.72s (0)	29.93s (0)
11 ROCKSLIDE	11	59.2m	2:35.50	59.37s (0)	30.40s (0)
5 OUR RIDGY DIDGE	12	77.3m	2:36.85	61.03s (1)	31.66s (1)

Finish Position and metres gained from 800m



Sectionals  
Powered by



## PJ HARNESS ANALYSER

HORSE REPORTS / RAW DATA

All your sectional needs

Version 3.05  
Out Now!

Check us out at [www.pjdata.com.au](http://www.pjdata.com.au)




The Racing Queensland Board (trading as Racing Queensland) and provider are not responsible for the completeness or accuracy of any of the information contained herein, and makes no representations about its suitability for any purpose.

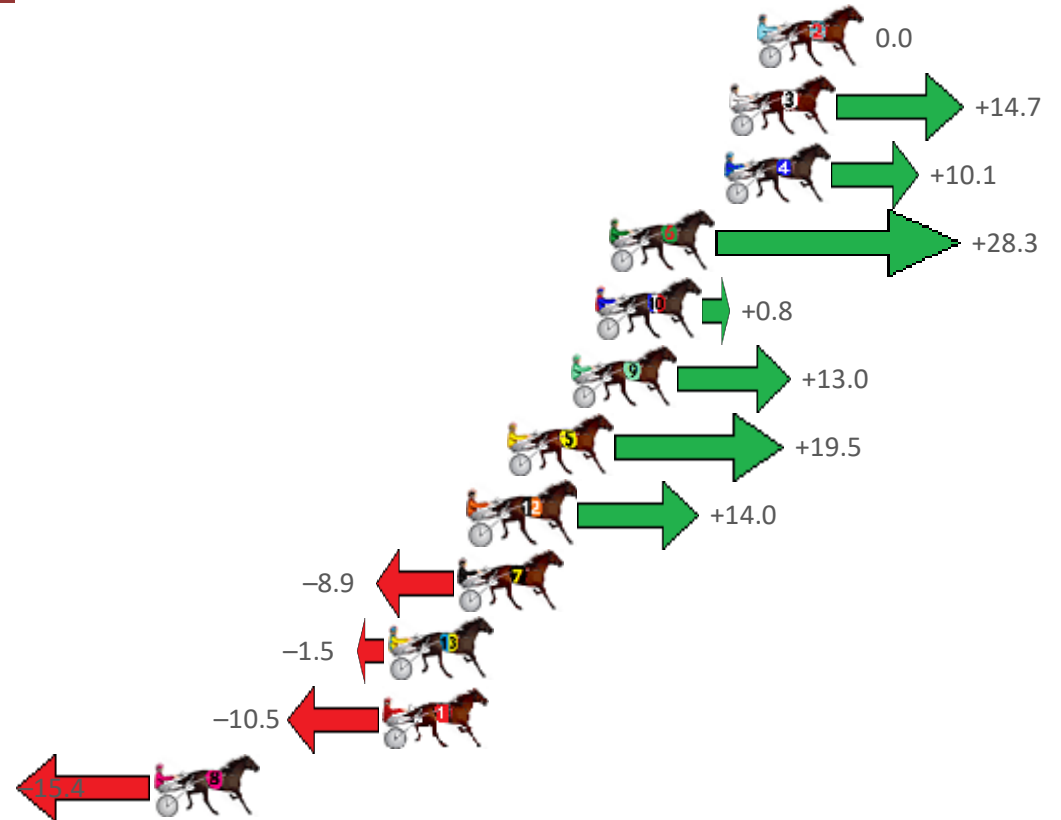
# Albion Park Race 3 Distance 2138m

Saturday, 15 May 2021

Gross Time: 2:37.50 MileRate: 1:58.60 LeadTime: 38.00s First Qtr: 31.20s Second Qtr: 30.10s Third Qtr: 29.60s Fourth Qtr: 28.60s

No Horse	Plc	Margin	Time	800Time (W)	400 Time (W)
2 DYNAMIC DAN	1	0.0m	2:37.50	58.20s (0)	28.60s (0)
3 OCTOBER RACKETEER	2	1.1m	2:37.58	57.14s (1)	27.70s (3)
4 HURRIKANE HOUR	3	1.3m	2:37.60	57.47s (1)	28.01s (3)
6 SWEET LOMBO	4	5.9m	2:37.94	56.15s (1)	27.97s (0)
10 FEELS LIKA BOSS	5	6.4m	2:37.98	58.14s (1)	28.63s (2)
9 COURAGEOUS SAM	6	7.4m	2:38.06	57.26s (1)	27.82s (1)
5 MY ULTIMATE CLIPPA	7	9.9m	2:38.24	56.79s (1)	27.34s (1)
12 RINGOS A STAR	8	11.4m	2:38.36	57.19s (1)	27.76s (1)
7 HES SWEET	9	11.9m	2:38.39	58.84s (1)	29.28s (1)
13 MY ULTIMATE HESTON	10	14.7m	2:38.60	58.31s (0)	28.81s (2)
1 LAKER	11	14.9m	2:38.62	58.96s (0)	29.33s (0)
8 GALVARINO	12	24.0m	2:39.30	59.31s (0)	29.74s (1)

Finish Position and metres gained from 800m



Sectionals  
Powered by

## PJ HARNESS ANALYSER

HORSE REPORTS / RAW DATA

All your sectional needs

Version 3.05  
Out Now!

PJ  
Data

Check us out at [www.pjdata.com.au](http://www.pjdata.com.au)



The Racing Queensland Board (trading as Racing Queensland) and provider are not responsible for the completeness or accuracy of any of the information contained herein, and makes no representations about its suitability for any purpose.

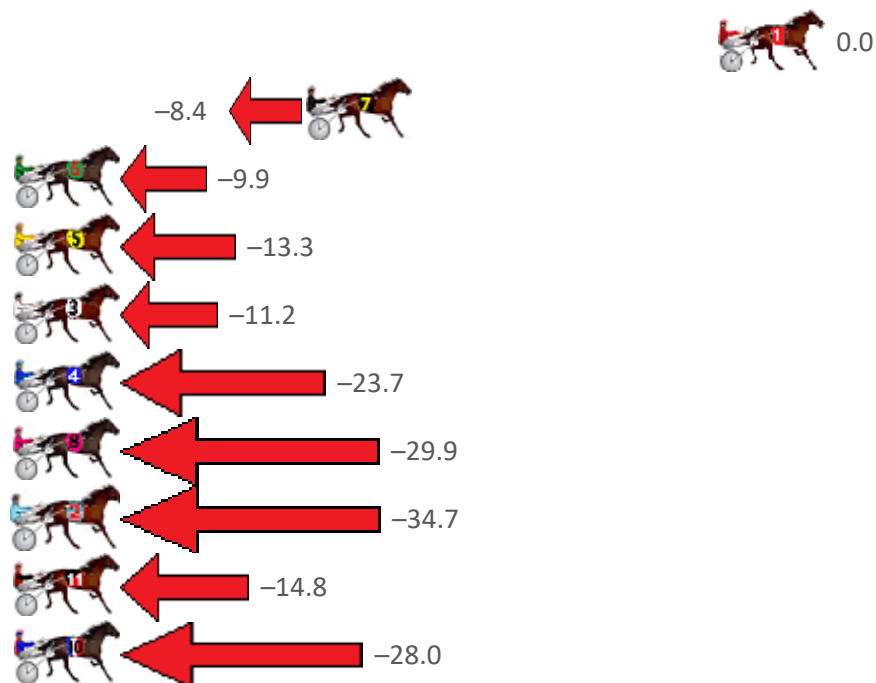
# Albion Park Race 4 Distance 1660m

Saturday, 15 May 2021

Gross Time: 1:59.50 MileRate: 1:55.90 LeadTime: 3.40s First Qtr: 28.00s Second Qtr: 30.80s Third Qtr: 29.60s Fourth Qtr: 27.70s

No Horse	Plc	Margin	Time	800Time (W)	400 Time (W)
1 CAT KING COLE	1	0.0m	1:59.50	57.30s (0)	27.70s (0)
7 RACY ROXY	2	16.4m	2:00.69	57.90s (1)	28.42s (1)
6 SHADYS CULLECT	3	28.5m	2:01.58	58.01s (0)	28.40s (1)
5 MERIBEL	4	30.5m	2:01.72	58.25s (1)	28.86s (2)
3 GOLDIES A DELIGHT	5	33.6m	2:01.95	58.10s (1)	28.53s (2)
4 SHEZ NOTORIOUS	6	36.3m	2:02.14	58.99s (1)	29.47s (1)
8 BETS ON MILLIE	7	38.3m	2:02.29	59.43s (0)	29.64s (0)
2 BLACKJACK SHAZ	8	38.9m	2:02.33	59.77s (0)	29.99s (0)
11 MYSTICAL CHARM	9	40.0m	2:02.41	58.35s (0)	28.69s (0)
10 HARLEY BLUE	10	41.2m	2:02.50	59.29s (0)	29.52s (0)

Finish Position and metres gained from 800m



Sectionals  
Powered by

**PJ HARNESS ANALYSER** Version 3.05 Out Now!  
**HORSE REPORTS / RAW DATA**  
 All your sectional needs Check us out at [www.pjdata.com.au](http://www.pjdata.com.au)



The Racing Queensland Board (trading as Racing Queensland) and provider are not responsible for the completeness or accuracy of any of the information contained herein, and makes no representations about its suitability for any purpose.

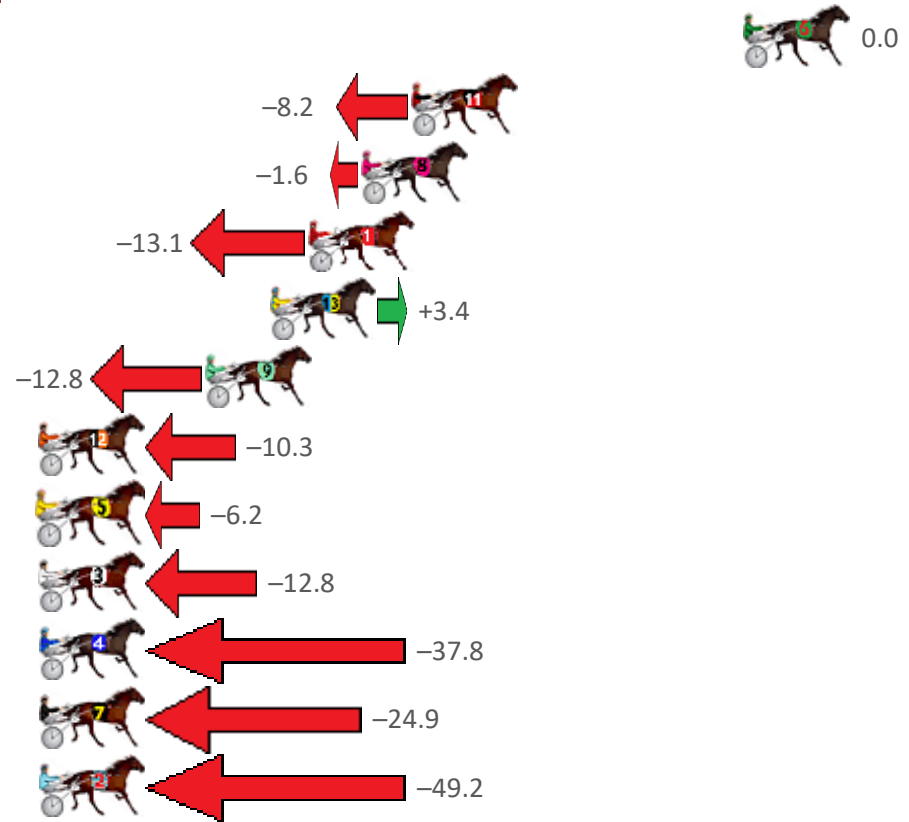
# Albion Park Race 5 Distance 2138m

Saturday, 15 May 2021

Gross Time: 2:32.80 MileRate: 1:55.00 LeadTime: 37.00s First Qtr: 29.60s Second Qtr: 28.70s Third Qtr: 29.30s Fourth Qtr: 28.20s

No Horse	Plc	Margin	Time	800Time (W)	400 Time (W)
6 MANILA PLAYBOY	1	0.0m	2:32.80	57.50s (0)	28.20s (0)
11 BIG WHEELS	2	13.2m	2:33.78	58.09s (1)	28.77s (1)
8 CHAMONIX	3	15.2m	2:33.93	57.61s (0)	28.16s (0)
1 SCOTCH EN ICE	4	17.3m	2:34.08	58.44s (0)	29.12s (0)
13 JUSTA LITTLE BIT	5	18.8m	2:34.19	57.26s (1)	28.73s (2)
9 CHAINLINC	6	21.4m	2:34.39	58.41s (0)	29.03s (0)
12 BIG GEM MONTANA	7	28.1m	2:34.88	58.24s (0)	28.68s (0)
5 CAPTAINS PICK	8	28.8m	2:34.93	57.94s (0)	28.38s (0)
3 NICKS PICK	9	30.4m	2:35.05	58.41s (1)	28.76s (1)
4 DOCTA FEELGOOD	10	51.4m	2:36.61	60.20s (1)	30.51s (1)
7 GLITTER STRIP	11	51.7m	2:36.63	59.28s (1)	30.23s (2)
2 FRONTLINER	12	58.6m	2:37.14	61.02s (1)	31.35s (1)

Finish Position and metres gained from 800m



Sectionals  
Powered by

**PJ HARNESS ANALYSER** Version 3.05 Out Now!

HORSE REPORTS / RAW DATA

All your sectional needs

Check us out at [www.pjdata.com.au](http://www.pjdata.com.au)



The Racing Queensland Board (trading as Racing Queensland) and provider are not responsible for the completeness or accuracy of any of the information contained herein, and makes no representations about its suitability for any purpose.



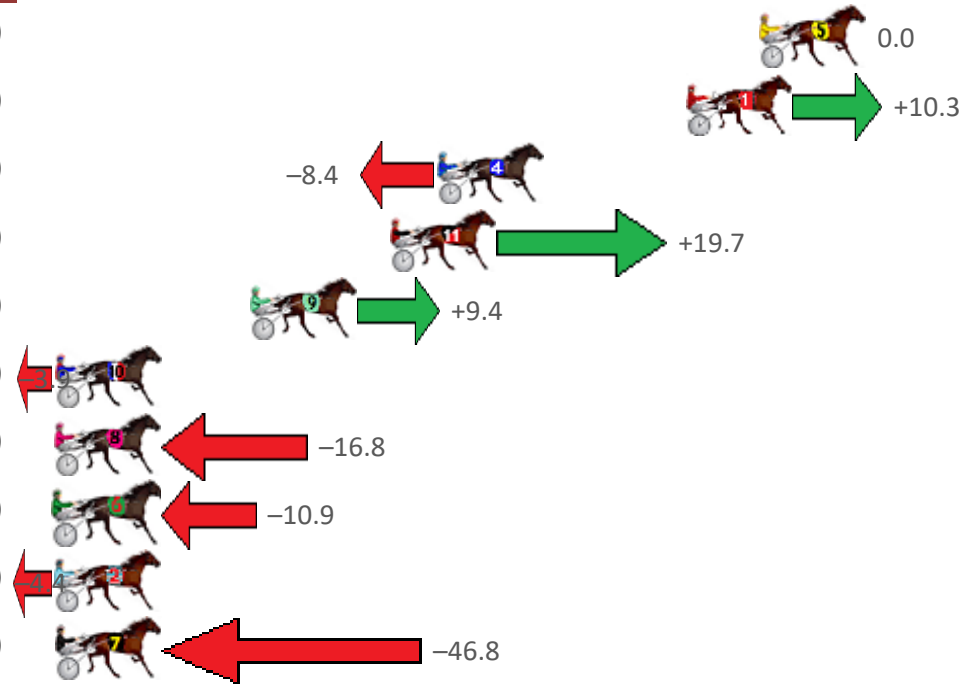
# Albion Park Race 6 Distance 1660m

Saturday, 15 May 2021

Gross Time: 1:58.40 MileRate: 1:54.80 LeadTime: 3.50s First Qtr: 27.00s Second Qtr: 28.30s Third Qtr: 29.80s Fourth Qtr: 29.80s

No Horse	Plc	Margin	Time	800Time (W)	400 Time (W)
5 DANGERZONE	1	0.0m	1:58.40	59.60s (0)	29.80s (0)
1 TEDDY DISCO	2	2.9m	1:58.63	58.84s (0)	29.27s (0)
4 MISTY CREEK	3	12.8m	1:59.40	60.22s (0)	30.38s (0)
11 GOTTA GO MILKING	4	14.7m	1:59.55	58.14s (1)	29.36s (2)
9 CLASS TO THE MAX	5	20.2m	1:59.98	58.90s (1)	30.11s (2)
10 GULMARG	6	30.5m	2:00.78	59.89s (0)	30.55s (0)
8 IMA CHICK MAGNET	7	36.2m	2:01.23	60.84s (0)	31.36s (0)
6 ARNOLD STREET	8	46.5m	2:02.03	60.41s (0)	31.26s (0)
2 I AM SPARTA	9	47.2m	2:02.09	59.93s (0)	30.91s (0)
7 FUTURE ASSURED	10	63.8m	2:03.38	63.07s (1)	33.22s (1)

Finish Position and metres gained from 800m



Sectionals  
Powered by

**PJ HARNESS ANALYSER** Version 3.05 Out Now!  
**HORSE REPORTS / RAW DATA**  
 All your sectional needs Check us out at [www.pjdata.com.au](http://www.pjdata.com.au)



The Racing Queensland Board (trading as Racing Queensland) and provider are not responsible for the completeness or accuracy of any of the information contained herein, and makes no representations about its suitability for any purpose.

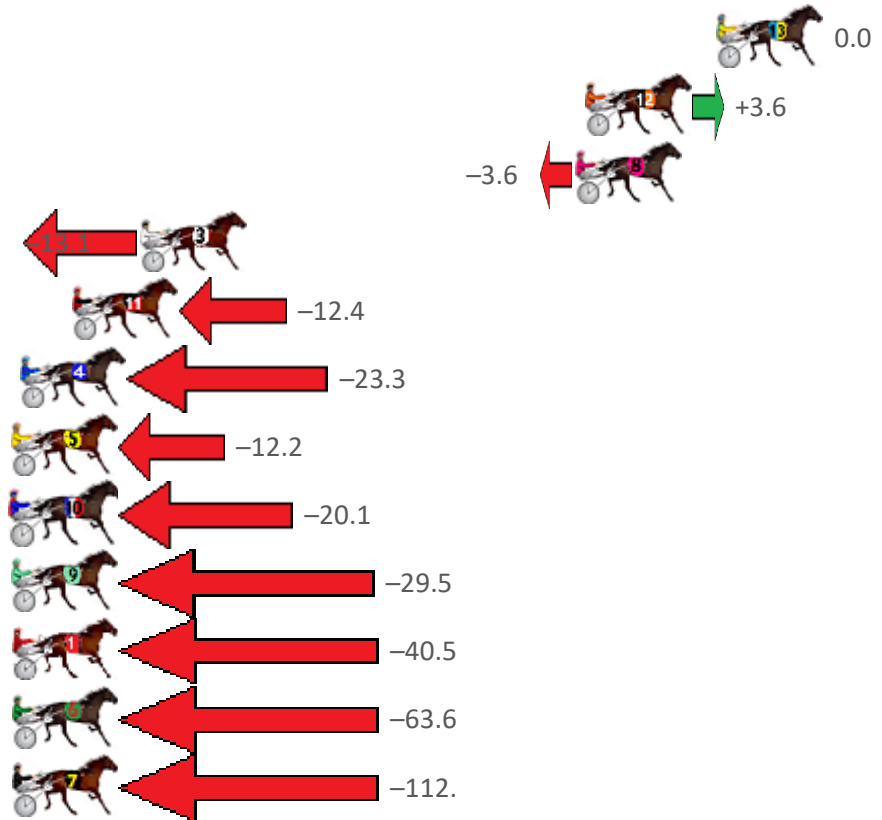
# Albion Park Race 7 Distance 2138m

Saturday, 15 May 2021

Gross Time: 2:34.30 MileRate: 1:56.10 LeadTime: 35.90s First Qtr: 30.90s Second Qtr: 29.70s Third Qtr: 28.90s Fourth Qtr: 28.90s

No Horse	Plc	Margin	Time	800Time (W)	400 Time (W)
13 TALENT TO SPARE	1	0.0m	2:34.30	57.80s (0)	28.90s (0)
12 JASPER	2	5.2m	2:34.69	57.54s (2)	28.70s (1)
8 AUNTY BELLA	3	5.6m	2:34.72	58.06s (1)	29.09s (1)
3 SWEET APPEAL	4	22.9m	2:36.04	58.74s (0)	29.67s (0)
11 TYPHOON TORQUE	5	25.6m	2:36.24	58.69s (2)	29.45s (2)
4 KISSESFORYAMISSES	6	27.7m	2:36.40	59.47s (0)	30.39s (0)
5 ROYAL PRINCESS	7	29.0m	2:36.50	58.68s (1)	29.32s (2)
10 MY CHINA DOLL	8	31.7m	2:36.70	59.24s (1)	29.77s (1)
9 SHES MISS DEVINE	9	33.5m	2:36.84	59.92s (2)	30.21s (1)
1 MELTON INSULTED	10	55.3m	2:38.49	60.71s (0)	31.19s (0)
6 DELIGHTFUL REASON	11	70.4m	2:39.64	62.37s (1)	32.74s (0)
7 BAILEYS WITH LEGS	12	138.3m	2:44.79	65.85s (0)	34.17s (0)

Finish Position and metres gained from 800m



Sectionals  
Powered by

**PJ HARNESS ANALYSER**  
HORSE REPORTS / RAW DATA

Version 3.05  
Out Now!

All your sectional needs

Check us out at [www.pjdata.com.au](http://www.pjdata.com.au)

The Racing Queensland Board (trading as Racing Queensland) and provider are not responsible for the completeness or accuracy of any of the information contained herein, and makes no representations about its suitability for any purpose.

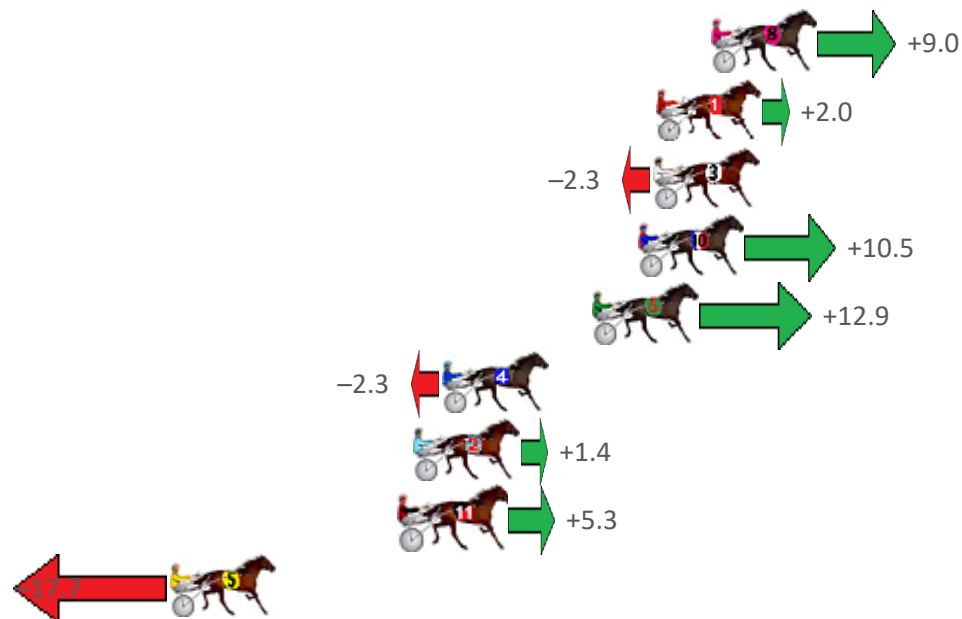
# Albion Park Race 8 Distance 2138m

Saturday, 15 May 2021

Gross Time: 2:39.40 MileRate: 2:00.00 LeadTime: 38.90s First Qtr: 31.20s Second Qtr: 30.70s Third Qtr: 29.40s Fourth Qtr: 29.20s

No Horse	Plc	Margin	Time	800Time (W)	400 Time (W)
8 PRINCESS CHILLA	1	0.0m	2:39.40	57.94s (0)	28.55s (0)
1 WANNAGO	2	2.2m	2:39.57	58.45s (0)	29.05s (0)
3 LILLIES	3	2.3m	2:39.58	58.77s (0)	29.37s (0)
10 CHARMING CHARLOTTE	4	2.9m	2:39.62	57.84s (0)	28.47s (0)
6 ESTARDAY	5	4.7m	2:39.76	57.66s (0)	28.28s (0)
4 TORQUE IN CONTROL	6	10.7m	2:40.22	58.77s (1)	29.34s (1)
2 OUR ULTIMATE BONNY	7	11.8m	2:40.30	58.50s (1)	29.11s (1)
11 A RAINBOW DANCER	8	12.3m	2:40.34	58.21s (1)	28.90s (2)
5 VANISH HANOVER	9	21.5m	2:41.05	59.89s (1)	30.47s (1)

## Finish Position and metres gained from 800m



Sectionals  
Powered by

**PJ HARNESS ANALYSER** Version 3.05 Out Now!  
**HORSE REPORTS / RAW DATA**  
 All your sectional needs Check us out at [www.pjdata.com.au](http://www.pjdata.com.au)



The Racing Queensland Board (trading as Racing Queensland) and provider are not responsible for the completeness or accuracy of any of the information contained herein, and makes no representations about its suitability for any purpose.




# Albion Park Race 9 Distance 1660m

Saturday, 15 May 2021

Gross Time: 1:59.90 MileRate: 1:56.30 LeadTime: 3.50s First Qtr: 29.00s Second Qtr: 29.80s Third Qtr: 29.10s Fourth Qtr: 28.50s

No Horse	Plc	Margin	Time	800Time (W)	400 Time (W)
4 BANGKOK DEEJAY	1	0.0m	1:59.90	57.60s (0)	28.50s (0)
6 SPEAK THE TRUTH	2	18.2m	2:01.26	58.57s (1)	29.35s (1)
2 TROUPER JUJON	3	21.8m	2:01.53	58.53s (0)	29.25s (0)
5 GOING GREAT GUNS	4	24.9m	2:01.76	58.21s (1)	28.97s (2)
1 THE HARRIS HAWK	5	29.8m	2:02.13	59.43s (0)	30.17s (0)
7 DANCING WITH MY EX	6	33.5m	2:02.41	58.52s (0)	29.60s (0)
3 MIDNIGHT SOMEWHERE	7	51.7m	2:03.77	60.64s (1)	31.20s (1)

Finish Position and metres gained from 800m



Sectionals  
Powered by

PJ

HARNES ANALYSER

HORSE REPORTS / RAW DATA

All your sectional needs

Check us out at [www.pjdata.com.au](http://www.pjdata.com.au)

Version 3.05  
Out Now!

The Racing Queensland Board (trading as Racing Queensland) and provider are not responsible for the completeness or accuracy of any of the information contained herein, and makes no representations about its suitability for any purpose.

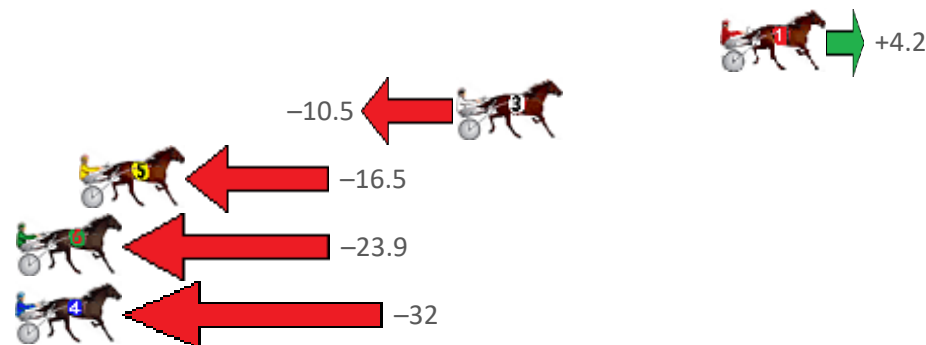
# Albion Park Race 10 Distance 1660m

Saturday, 15 May 2021

Gross Time: 2:03.30 MileRate: 1:59.60 LeadTime: 3.50s First Qtr: 29.30s Second Qtr: 32.30s Third Qtr: 30.10s Fourth Qtr: 28.10s

No Horse	Plc	Margin	Time	800Time (W)	400 Time (W)
1 ROSES ARE SWEET	1	0.0m	2:03.30	57.90s (0)	27.81s (0)
3 PARTY POLOTIX	2	10.5m	2:04.08	58.96s (0)	28.83s (0)
5 EXPLANATION NOTED	3	25.5m	2:05.18	59.39s (0)	29.18s (0)
6 RAMBLING ON	4	31.5m	2:05.63	59.93s (1)	29.99s (1)
4 CONNIES SPIRIT	5	43.9m	2:06.54	60.49s (1)	30.52s (1)

Finish Position and metres gained from 800m



Sectionals  
Powered by

**PJ HARNESS ANALYSER** Version 3.05 Out Now!  
**HORSE REPORTS / RAW DATA**  
 All your sectional needs Check us out at [www.pjdata.com.au](http://www.pjdata.com.au)



The Racing Queensland Board (trading as Racing Queensland) and provider are not responsible for the completeness or accuracy of any of the information contained herein, and makes no representations about its suitability for any purpose.