


# Redcliffe Race 1 Distance 1780m

Sunday, 30 May 2021

Gross Time: 2:09.60 MileRate: 1:57.20 LeadTime: 11.20s First Qtr: 30.10s Second Qtr: 31.30s Third Qtr: 28.70s Fourth Qtr: 28.30s

NoHorse	Plc	Margin	Time	800Time (W)	400 Time (W)
4 SPEED DIAL	1	0.0m	2:09.60	56.65s (1)	28.23s (2)
7 BETTATHANIDEAL	2	0.4m	2:09.63	56.73s (0)	27.98s (0)
1 THERESACHANCE	3	1.3m	2:09.70	57.09s (0)	28.39s (0)
5 OUR LITTLE DIGGER	4	6.9m	2:10.11	56.50s (1)	28.35s (2)
8 SLINGSHOT	5	11.9m	2:10.48	57.16s (1)	28.70s (3)
6 ARBIT MAJOR	6	19.0m	2:11.01	57.28s (2)	28.64s (1)
3 MISSINMEMATE	7	19.9m	2:11.08	58.35s (1)	29.52s (1)
9 SABREUR	8	21.9m	2:11.23	57.91s (0)	29.11s (0)
2 HUNZA VALLEY	9	264.7m	2:29.28	65.13s (0)	32.15s (0)

Finish Position and metres gained from 800m



Sectionals  
Powered by



The Racing Queensland Board (trading as Racing Queensland) and provider are not responsible for the completeness or accuracy of any of the information contained herein, and makes no representations about its suitability for any purpose.

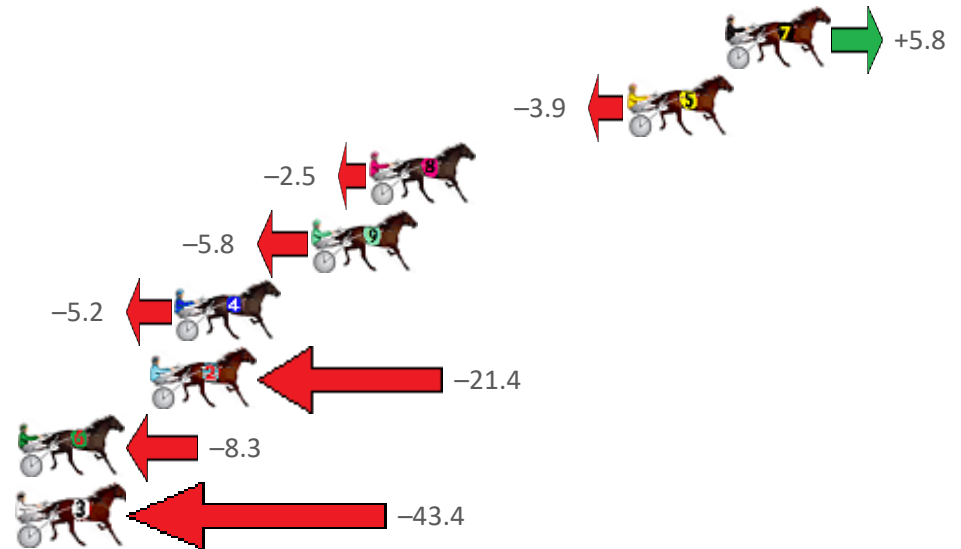
# Redcliffe Race 2 Distance 1780m

Sunday, 30 May 2021

Gross Time: 2:10.40 MileRate: 1:57.90 LeadTime: 11.40s First Qtr: 29.40s Second Qtr: 30.60s Third Qtr: 28.90s Fourth Qtr: 30.10s

No	Horse	Plc	Margin	Time	800Time (W)	400 Time (W)
7	ASHKII	1	0.0m	2:10.40	58.57s (0)	29.79s (1)
5	GINATIANO	2	3.9m	2:10.71	59.29s (1)	30.39s (1)
8	MAKINMEFEELGOOD	3	14.1m	2:11.51	59.18s (1)	29.72s (1)
9	CHILI ROCKS	4	16.4m	2:11.69	59.43s (0)	30.71s (0)
4	MAYWYN A JUG ORTW	5	21.8m	2:12.12	59.38s (1)	30.01s (2)
2	BEE GEES BEST	6	22.8m	2:12.20	60.57s (0)	31.61s (0)
6	ARTISTIC SAINT	7	29.5m	2:12.73	59.61s (1)	30.80s (0)
3	POPEYE RUSSELL	8	49.6m	2:14.31	62.18s (1)	32.64s (0)

Finish Position and metres gained from 800m



Sectionals  
Powered by

PJ HARNESS ANALYSER

HORSE REPORTS / RAW DATA

Version 3.05  
Out Now!

All your sectional needs

Check us out at [www.pjdata.com.au](http://www.pjdata.com.au)

The Racing Queensland Board (trading as Racing Queensland) and provider are not responsible for the completeness or accuracy of any of the information contained herein, and makes no representations about its suitability for any purpose.

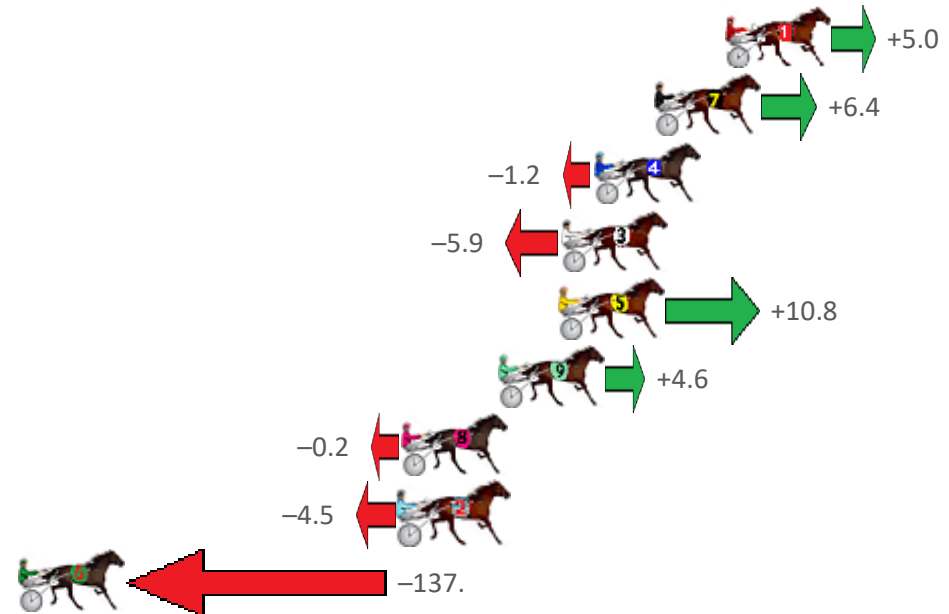
# Redcliffe Race 3 Distance 2040m

Sunday, 30 May 2021

Gross Time: 2:32.40 MileRate: 2:00.30 LeadTime: 31.00s First Qtr: 31.00s Second Qtr: 31.60s Third Qtr: 29.70s Fourth Qtr: 29.10s

NoHorse	Plc	Margin	Time	800Time (W)	400 Time (W)
1 TORQUE IS MY GIRL	1	0.0m	2:32.40	58.43s (0)	28.78s (0)
7 MAN OF ACTION	2	2.8m	2:32.61	58.33s (0)	28.67s (0)
4 AQUA CRUISER	3	5.2m	2:32.80	58.89s (1)	29.46s (1)
3 SUKI DAYO	4	6.5m	2:32.90	59.23s (0)	29.57s (0)
5 BLISSFULDAY	5	6.6m	2:32.90	58.01s (1)	28.90s (2)
9 CIRCLE LINE	6	9.0m	2:33.09	58.46s (0)	28.64s (0)
8 GO JO JOLT	7	12.8m	2:33.38	58.81s (1)	29.68s (1)
2 DOOLITTLE DOOZZIE	8	12.9m	2:33.38	59.13s (1)	28.89s (1)
6 IMFEELINGIT	9	137.6m	2:42.90	68.86s (1)	38.22s (1)

Finish Position and metres gained from 800m



Sectionals  
Powered by

PJ HARNESS ANALYSER

HORSE REPORTS / RAW DATA

Version 3.05  
Out Now!

All your sectional needs

Check us out at [www.pjdata.com.au](http://www.pjdata.com.au)

The Racing Queensland Board (trading as Racing Queensland) and provider are not responsible for the completeness or accuracy of any of the information contained herein, and makes no representations about its suitability for any purpose.

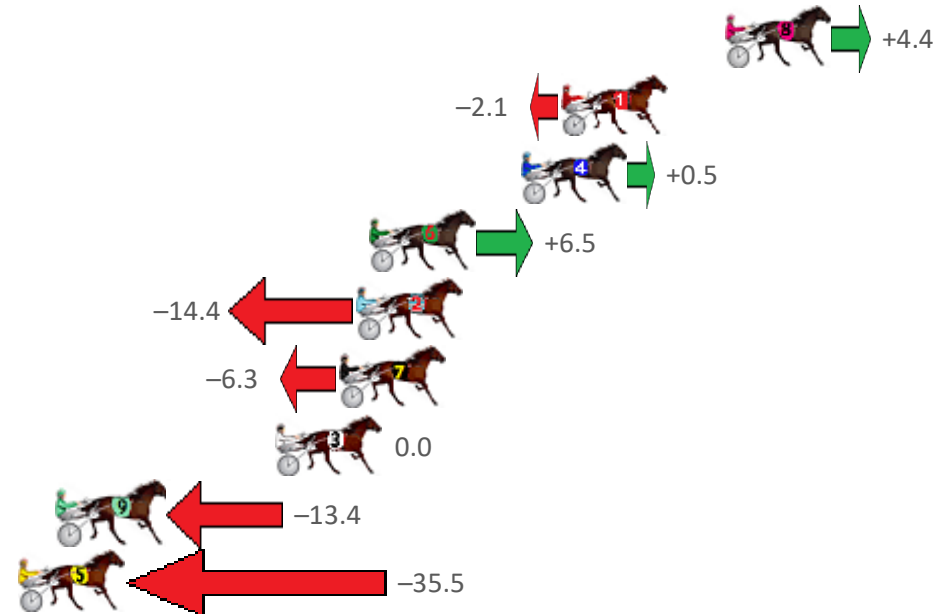
# Redcliffe Race 4 Distance 2040m

Sunday, 30 May 2021

Gross Time: 2:35.10 MileRate: 2:02.40 LeadTime: 34.40s First Qtr: 29.30s Second Qtr: 31.40s Third Qtr: 29.80s Fourth Qtr: 30.20s

No	Horse	Plc	Margin	Time	800Time (W)	400 Time (W)
8	ROCKNROLL PROMISE	1	0.0m	2:35.10	59.67s (1)	29.76s (2)
1	BARBOO	2	6.5m	2:35.61	60.16s (0)	30.34s (0)
4	GWENDALION	3	8.1m	2:35.74	59.96s (1)	30.06s (2)
6	BAZIL BOY	4	14.1m	2:36.21	59.52s (0)	30.15s (0)
2	NON PASSARE	5	14.6m	2:36.25	61.07s (0)	31.28s (0)
7	OKANES DEVIL	6	15.3m	2:36.31	60.47s (0)	30.57s (0)
3	OFFICE BAD BOY	7	17.8m	2:36.51	60.00s (1)	30.20s (2)
9	MICHAELS DESIRE	8	26.4m	2:37.19	61.00s (1)	31.10s (1)
5	ALL GOOD	9	35.5m	2:37.91	62.65s (1)	32.72s (1)

Finish Position and metres gained from 800m



Sectionals  
Powered by

**PJ HARNESS ANALYSER** Version 3.05 Out Now!  
**HORSE REPORTS / RAW DATA**  
 All your sectional needs Check us out at [www.pjdata.com.au](http://www.pjdata.com.au)



The Racing Queensland Board (trading as Racing Queensland) and provider are not responsible for the completeness or accuracy of any of the information contained herein, and makes no representations about its suitability for any purpose.

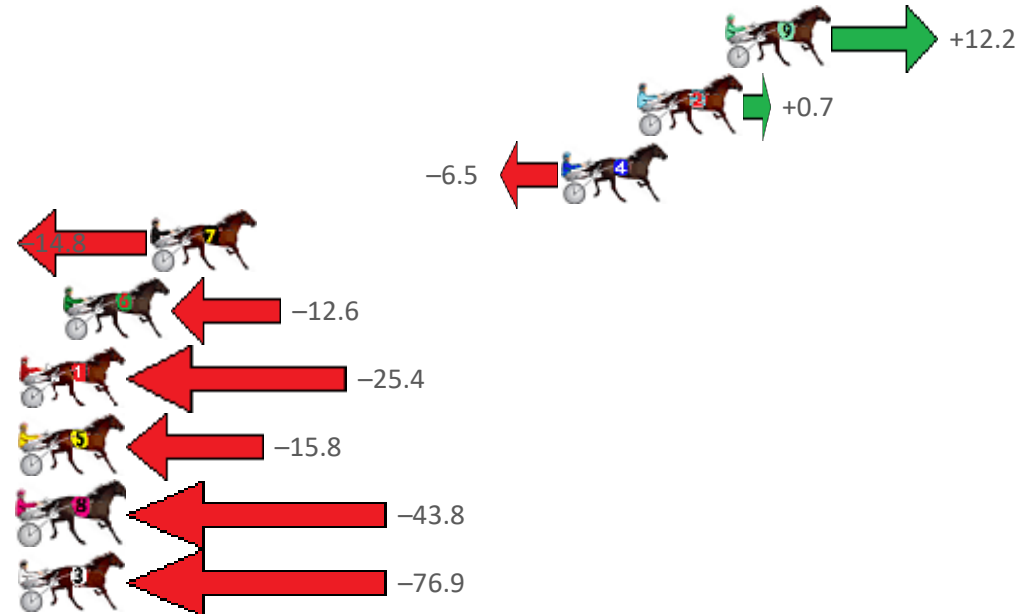
# Redcliffe Race 5 Distance 2040m

Sunday, 30 May 2021

Gross Time: 2:31.50 MileRate: 1:59.60 LeadTime: 31.30s First Qtr: 30.70s Second Qtr: 30.20s Third Qtr: 29.20s Fourth Qtr: 30.10s

NoHorse	Plc	Margin	Time	800Time (W)	400 Time (W)
9 QUICK STEP	1	0.0m	2:31.50	58.40s (1)	29.62s (2)
2 MOONLIGHT BUTCHER	2	3.5m	2:31.78	59.25s (0)	30.05s (0)
4 MAJOR LUCKY	3	6.5m	2:32.01	59.78s (0)	30.59s (0)
7 JUKEBOX JET	4	22.8m	2:33.30	60.39s (1)	31.51s (1)
6 OUR BUSCEMI	5	26.2m	2:33.57	60.23s (0)	30.77s (0)
1 MARTHAS VINEYARD	6	34.6m	2:34.23	61.17s (0)	31.70s (0)
5 JET FORCE	7	35.8m	2:34.32	60.46s (0)	31.06s (1)
8 BUKTHSYSTEM	8	47.4m	2:35.24	62.53s (1)	32.55s (1)
3 VERMONT	9	93.9m	2:38.90	64.97s (1)	34.84s (0)

Finish Position and metres gained from 800m



Sectionals  
Powered by

**PJ HARNESS ANALYSER** Version 3.05 Out Now!  
**HORSE REPORTS / RAW DATA**  
 All your sectional needs Check us out at [www.pjdata.com.au](http://www.pjdata.com.au)



The Racing Queensland Board (trading as Racing Queensland) and provider are not responsible for the completeness or accuracy of any of the information contained herein, and makes no representations about its suitability for any purpose.

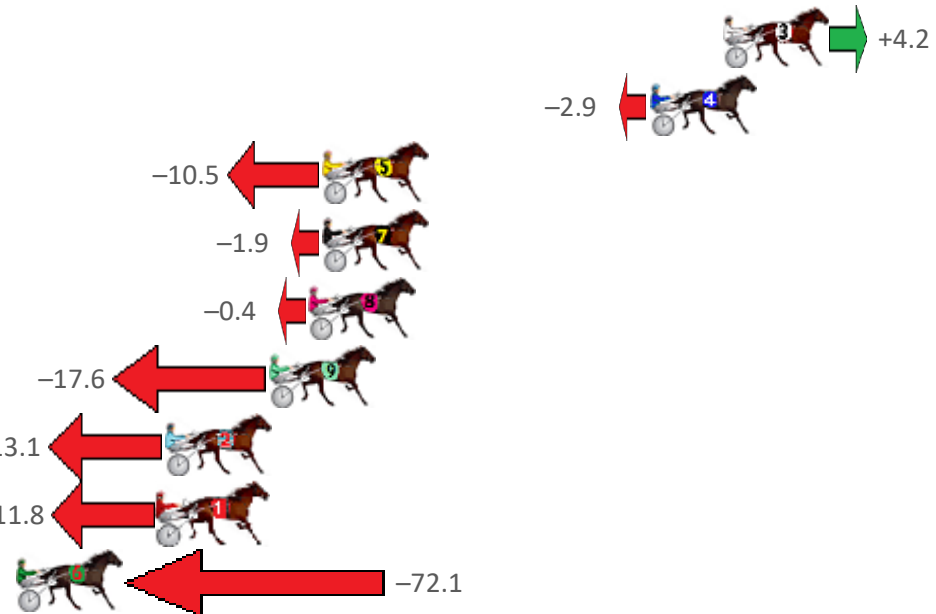
# Redcliffe Race 6 Distance 1780m

Sunday, 30 May 2021

Gross Time: 2:13.50 MileRate: 2:00.70 LeadTime: 11.40s First Qtr: 30.40s Second Qtr: 32.80s Third Qtr: 29.20s Fourth Qtr: 29.70s

No	Horse	Plc	Margin	Time	800Time (W)	400 Time (W)
3	ALLY PINK	1	0.0m	2:13.50	58.59s (0)	29.36s (0)
4	WAVEDANCER	2	2.9m	2:13.73	59.11s (0)	29.91s (0)
5	TACTFILLY MAGIC	3	15.9m	2:14.74	59.67s (1)	30.43s (1)
7	AROONA	4	15.9m	2:14.74	59.04s (0)	29.84s (0)
8	WHATA CHALLENGE	5	16.4m	2:14.78	58.93s (1)	29.85s (2)
9	MONTANA PRIDE	6	18.0m	2:14.90	60.19s (1)	30.97s (1)
2	PITTSWORTH MAN	7	22.1m	2:15.22	59.86s (0)	30.62s (0)
1	HARRY CROFT	8	22.4m	2:15.24	59.76s (1)	30.48s (1)
6	THE LAST DRAGON	9	93.5m	2:20.78	64.18s (0)	34.49s (0)

Finish Position and metres gained from 800m



Sectionals  
Powered by

**PJ HARNESS ANALYSER** Version 3.05 Out Now!  
**HORSE REPORTS / RAW DATA**  
 All your sectional needs Check us out at [www.pjdata.com.au](http://www.pjdata.com.au)



The Racing Queensland Board (trading as Racing Queensland) and provider are not responsible for the completeness or accuracy of any of the information contained herein, and makes no representations about its suitability for any purpose.

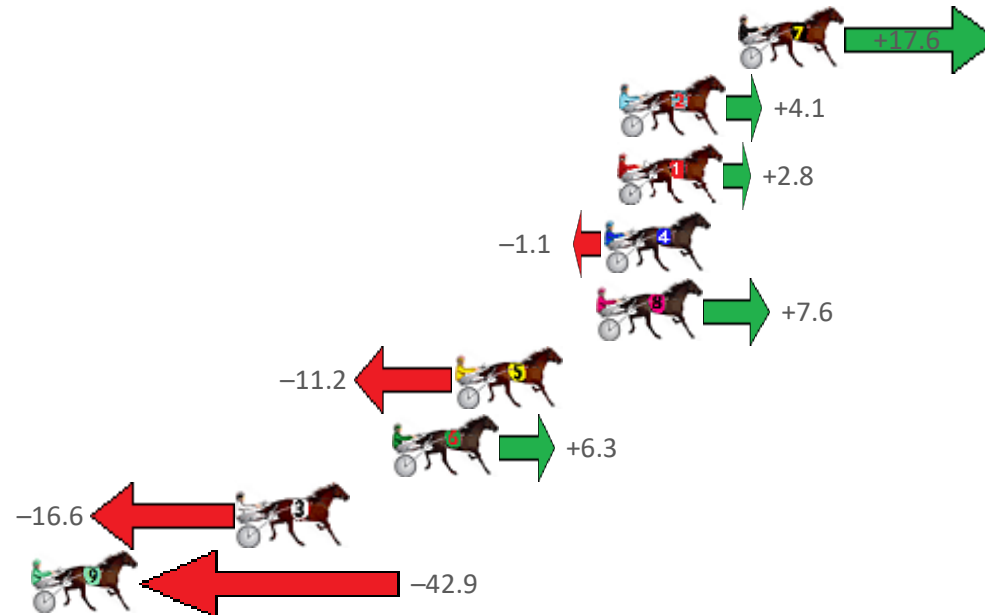
# Redcliffe Race 7 Distance 1780m

Sunday, 30 May 2021

Gross Time: 2:13.30 MileRate: 2:00.60 LeadTime: 11.30s First Qtr: 29.90s Second Qtr: 30.20s Third Qtr: 30.20s Fourth Qtr: 31.70s

NoHorse	Plc	Margin	Time	800Time (W)	400 Time (W)
7 RITCHIE BEE	1	0.0m	2:13.30	60.55s (1)	31.70s (2)
2 TURN TURN FLYER	2	4.7m	2:13.69	61.58s (1)	31.72s (2)
1 HIGHMORALGROUND	3	4.8m	2:13.70	61.68s (0)	31.70s (0)
4 TORQUE TO THE MAX	4	5.3m	2:13.74	61.98s (1)	31.69s (1)
8 PATCHWORK JET	5	5.6m	2:13.76	61.32s (1)	31.45s (2)
5 MISTER DECORUM	6	11.2m	2:14.23	62.76s (1)	32.49s (1)
6 RAGNAROK	7	13.7m	2:14.43	61.42s (0)	32.04s (0)
3 HURRIKANE SPECIAL	8	19.8m	2:14.94	63.18s (0)	33.23s (0)
9 AUNTY EMILY	9	64.9m	2:18.67	65.20s (1)	36.34s (3)

Finish Position and metres gained from 800m



Sectionals  
Powered by

PJ HARNESS ANALYSER

HORSE REPORTS / RAW DATA

All your sectional needs

Check us out at [www.pjdata.com.au](http://www.pjdata.com.au)

Version 3.05  
Out Now!

The Racing Queensland Board (trading as Racing Queensland) and provider are not responsible for the completeness or accuracy of any of the information contained herein, and makes no representations about its suitability for any purpose.

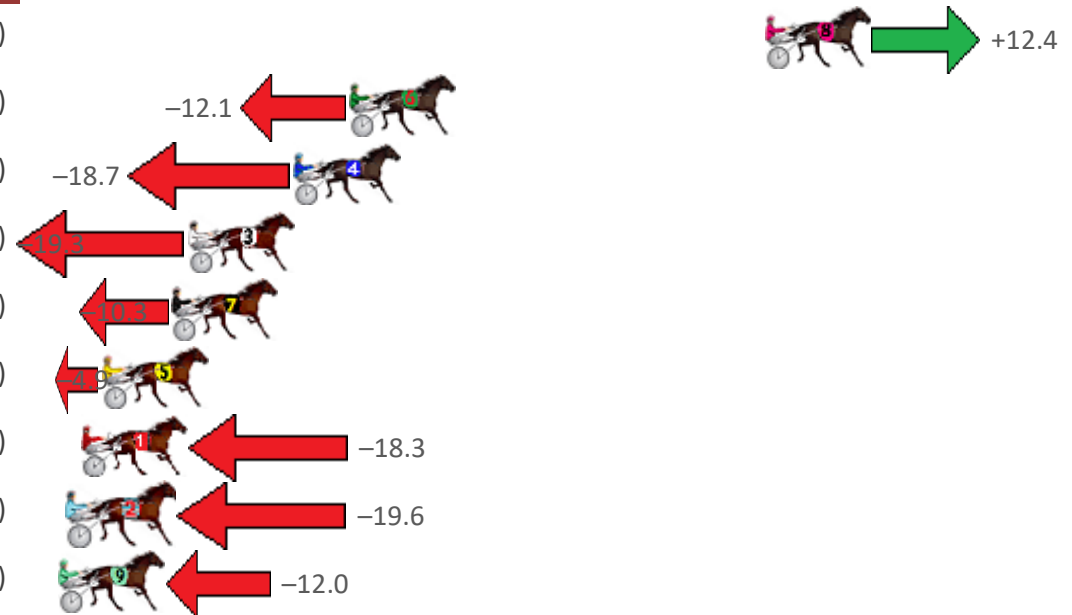
# Redcliffe Race 8 Distance 1780m

Sunday, 30 May 2021

Gross Time: 2:15.40 MileRate: 2:02.40 LeadTime: 11.70s First Qtr: 32.20s Second Qtr: 32.10s Third Qtr: 30.10s Fourth Qtr: 29.30s

NoHorse	Plc	Margin	Time	800Time (W)	400 Time (W)
8 FEELING THE POWER	1	0.0m	2:15.40	58.48s (1)	29.24s (2)
6 THATS FUNNY	2	16.5m	2:16.67	60.29s (0)	30.18s (0)
4 TRACES OF TARA	3	18.7m	2:16.84	60.78s (0)	30.66s (0)
3 ARTISTIC HUMMA	4	22.9m	2:17.16	60.83s (1)	30.90s (1)
7 LEAPING LEO	5	23.5m	2:17.21	60.16s (0)	30.37s (2)
5 STAR OF WONDER	6	26.3m	2:17.42	59.76s (2)	30.23s (2)
1 BETTERTHAN TORQUE	7	27.1m	2:17.48	60.75s (0)	30.57s (0)
2 MILWAUKEE SUNRISE	8	27.6m	2:17.52	60.85s (1)	30.80s (1)
9 MOLLIGUANNA	9	30.0m	2:17.71	60.29s (1)	30.38s (1)

Finish Position and metres gained from 800m



Sectionals  
Powered by

**PJ HARNESS ANALYSER** Version 3.05 Out Now!  
**HORSE REPORTS / RAW DATA**  
 All your sectional needs Check us out at [www.pjdata.com.au](http://www.pjdata.com.au)



The Racing Queensland Board (trading as Racing Queensland) and provider are not responsible for the completeness or accuracy of any of the information contained herein, and makes no representations about its suitability for any purpose.



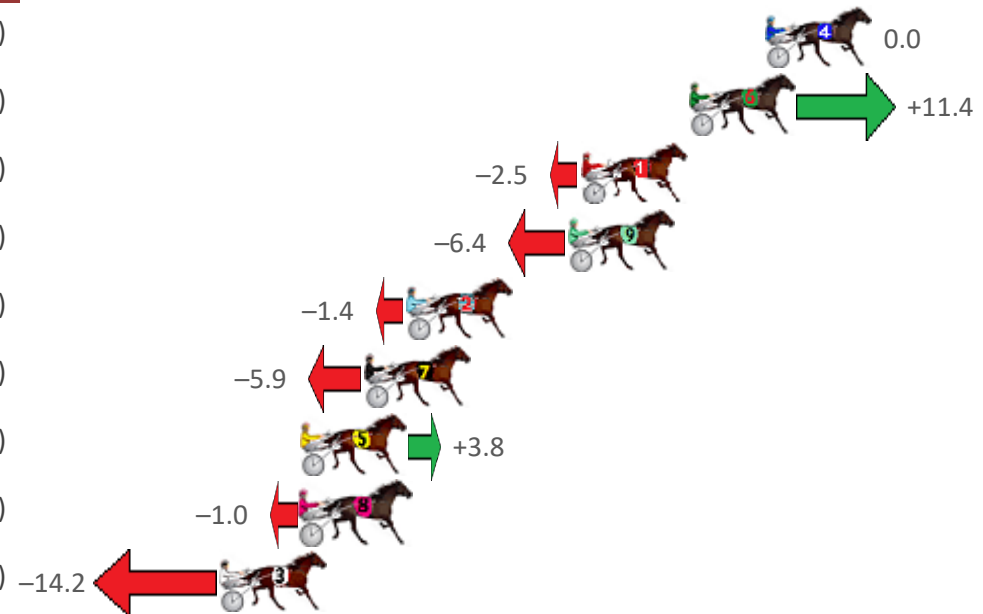
# Redcliffe Race 9 Distance 1780m

Sunday, 30 May 2021

Gross Time: 2:16.30 MileRate: 2:03.20 LeadTime: 11.90s First Qtr: 31.30s Second Qtr: 32.00s Third Qtr: 30.30s Fourth Qtr: 30.80s

No	Horse	Plc	Margin	Time	800Time (W)	400 Time (W)
4	ONE HELLAVA PARTY	1	0.0m	2:16.30	61.10s (0)	30.80s (0)
6	OUR LITTLE SKIPPER	2	3.0m	2:16.54	60.23s (0)	30.23s (0)
1	CRIKEY CAM	3	7.3m	2:16.89	61.29s (0)	30.96s (0)
9	ROCK IN HEAVEN	4	7.8m	2:16.93	61.59s (1)	31.21s (1)
2	ARVOS	5	14.2m	2:17.44	61.21s (1)	30.65s (0)
7	GOLDEN GRIN	6	15.9m	2:17.58	61.55s (0)	31.39s (1)
5	REDUCED TO ASHES	7	18.4m	2:17.78	60.81s (1)	31.32s (2)
8	IM A CLASSY GIRL	8	18.4m	2:17.78	61.18s (1)	30.69s (1)
3	SWEET SCOOT	9	21.6m	2:18.04	62.18s (1)	31.49s (1)

Finish Position and metres gained from 800m



Sectionals  
Powered by

The Racing Queensland Board (trading as Racing Queensland) and provider are not responsible for the completeness or accuracy of any of the information contained herein, and makes no representations about its suitability for any purpose.