

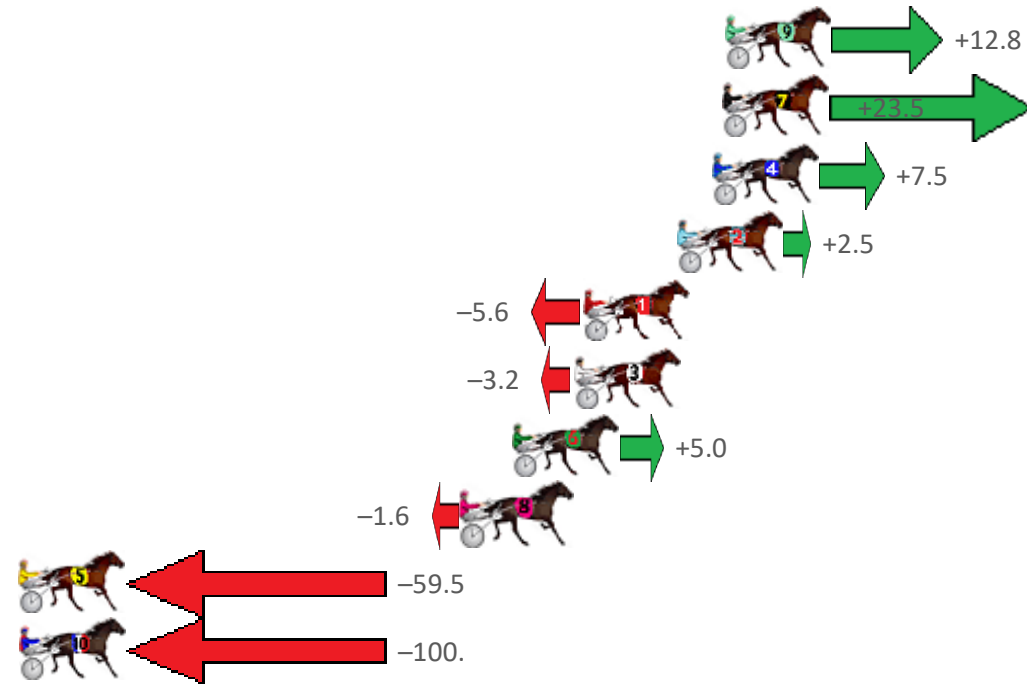
# Albion Park Race 1 Distance 1660m

Friday, 11 June 2021

Gross Time: 1:58.60 MileRate: 1:55.00 LeadTime: 3.40s First Qtr: 28.10s Second Qtr: 29.40s Third Qtr: 28.20s Fourth Qtr: 29.50s

NoHorse	Plc	Margin	Time	800Time (W)	400 Time (W)
9 HENRY HU	1	0.0m	1:58.60	56.78s (1)	28.58s (1)
7 EH EF EL	2	0.1m	1:58.61	56.01s (0)	28.14s (0)
4 GLENLEDI BOY	3	0.5m	1:58.64	57.16s (1)	28.98s (1)
2 DATTITUDE	4	1.9m	1:58.75	57.52s (0)	29.32s (0)
1 GELDOF	5	5.6m	1:59.03	58.10s (0)	29.91s (0)
3 ROLL WITH ROCKY	6	6.0m	1:59.06	57.93s (1)	29.73s (1)
6 RIVERLEIGH ROCKET	7	8.4m	1:59.25	57.34s (0)	29.09s (0)
8 KATAMACH	8	10.4m	1:59.40	57.81s (0)	29.57s (0)
5 SO KOOL MASTER	9	83.5m	2:05.06	61.97s (1)	34.02s (2)
10 ROCKN BRUSHGROVE	10	120.0m	2:07.88	64.92s (1)	36.75s (1)

Finish Position and metres gained from 800m



Sectionals  
Powered by

**PJ HARNESS ANALYSER** Version 3.05 Out Now!  
**HORSE REPORTS / RAW DATA**  
 All your sectional needs Check us out at [www.pjdata.com.au](http://www.pjdata.com.au)



The Racing Queensland Board (trading as Racing Queensland) and provider are not responsible for the completeness or accuracy of any of the information contained herein, and makes no representations about its suitability for any purpose.

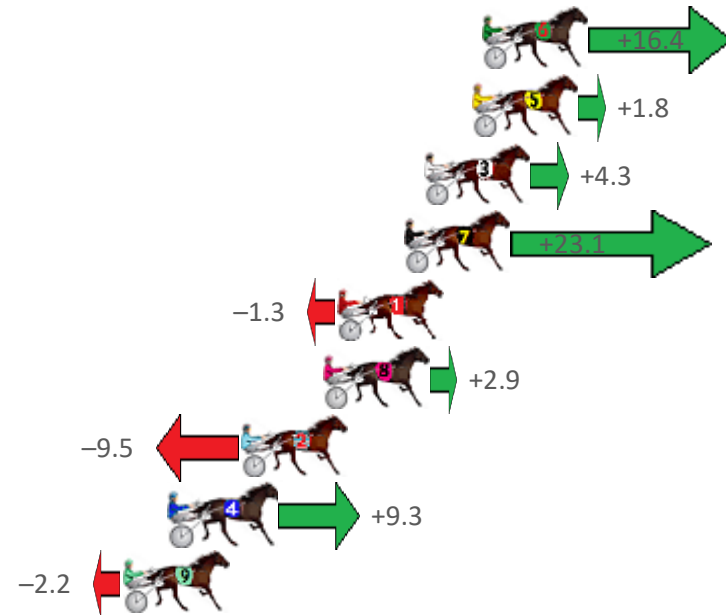
# Albion Park Race 2 Distance 2138m

Friday, 11 June 2021

Gross Time: 2:36.00 MileRate: 1:57.50 LeadTime: 37.40s First Qtr: 31.10s Second Qtr: 30.50s Third Qtr: 28.70s Fourth Qtr: 28.30s

NoHorse	Plc	Margin	Time	800Time (W)	400 Time (W)
6 ONE OFF	1	0.0m	2:36.00	55.84s (1)	27.15s (1)
5 YUKO	2	0.4m	2:36.03	56.87s (1)	28.27s (1)
3 RECIPE FOR DREAMING	3	2.3m	2:36.17	56.70s (1)	28.08s (1)
7 ITS SUPER EASY	4	3.1m	2:36.23	55.36s (1)	26.91s (1)
1 MISS MIA	5	5.7m	2:36.42	57.09s (0)	28.41s (0)
8 SPRINGFIELD SPIRIT	6	6.3m	2:36.47	56.79s (0)	28.14s (0)
2 NO DOUBT	7	9.5m	2:36.71	57.67s (0)	28.97s (0)
4 ARK ME	8	12.3m	2:36.91	56.34s (1)	27.96s (0)
9 GASMONKEY	9	14.2m	2:37.06	57.16s (1)	28.45s (1)

Finish Position and metres gained from 800m



Sectionals  
Powered by

**PJ HARNESS ANALYSER** Version 3.05 Out Now!  
**HORSE REPORTS / RAW DATA**  
 All your sectional needs Check us out at [www.pjdata.com.au](http://www.pjdata.com.au)



The Racing Queensland Board (trading as Racing Queensland) and provider are not responsible for the completeness or accuracy of any of the information contained herein, and makes no representations about its suitability for any purpose.

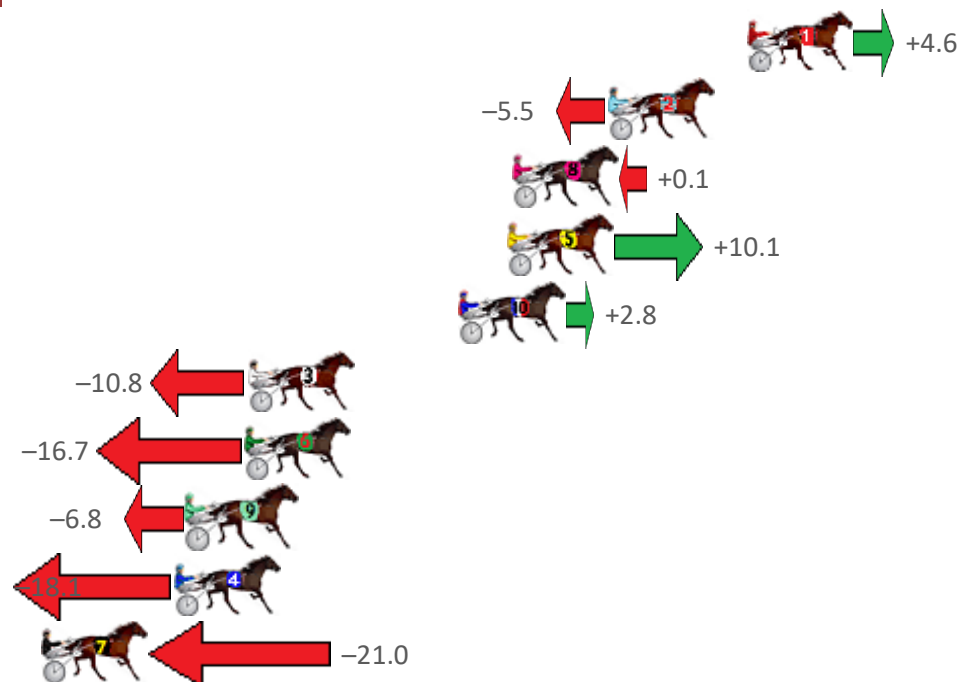
# Albion Park Race 3 Distance 1660m

Friday, 11 June 2021

Gross Time: 1:58.60 MileRate: 1:54.90 LeadTime: 3.50s First Qtr: 27.40s Second Qtr: 29.80s Third Qtr: 28.80s Fourth Qtr: 29.10s

No	Horse	Plc	Margin	Time	800Time (W)	400 Time (W)
1	NESTERS HILL	1	0.0m	1:58.60	57.57s (0)	28.77s (0)
2	CHARMING CHARLOTTE	2	5.5m	1:59.02	58.30s (0)	29.50s (0)
8	DOOLITTLE DOOZZIE	3	9.3m	1:59.31	57.89s (0)	29.09s (0)
5	MISSTREPO	4	9.5m	1:59.33	57.17s (1)	28.63s (3)
10	MAN OF ACTION	5	11.4m	1:59.47	57.70s (0)	28.93s (1)
3	RUNFORTHROSES	6	19.8m	2:00.11	58.68s (1)	29.85s (1)
6	CANSTAR	7	19.9m	2:00.12	59.10s (2)	30.16s (2)
9	MISS MONEYBAGS	8	22.2m	2:00.29	58.39s (1)	29.62s (2)
4	ROCKINDOWNUNDER	9	22.7m	2:00.33	59.20s (1)	30.39s (1)
7	FLIGHT CREW	10	28.4m	2:00.77	59.41s (2)	30.66s (3)

Finish Position and metres gained from 800m



Sectionals  
Powered by

**PJ HARNESS ANALYSER** Version 3.05 Out Now!  
**HORSE REPORTS / RAW DATA**  
 All your sectional needs Check us out at [www.pjdata.com.au](http://www.pjdata.com.au)



The Racing Queensland Board (trading as Racing Queensland) and provider are not responsible for the completeness or accuracy of any of the information contained herein, and makes no representations about its suitability for any purpose.

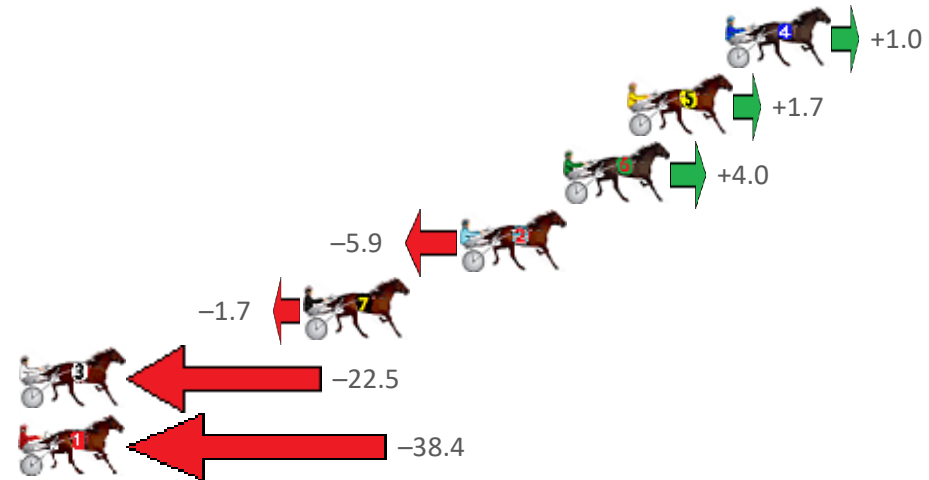
# Albion Park Race 4 Distance 2138m

Friday, 11 June 2021

Gross Time: 2:33.60 MileRate: 1:55.70 LeadTime: 39.60s First Qtr: 29.50s Second Qtr: 28.40s Third Qtr: 28.00s Fourth Qtr: 28.10s

NoHorse	Plc	Margin	Time	800Time (W)	400 Time (W)
4 BALL OF ART	1	0.0m	2:33.60	56.03s (1)	28.10s (0)
5 MONTANA CHIEF	2	3.9m	2:33.89	55.98s (1)	28.08s (1)
6 MAJOR GENERALJUJON	3	6.4m	2:34.07	55.82s (1)	27.79s (1)
2 MOHS EM DOWN	4	10.5m	2:34.38	56.51s (0)	27.95s (0)
7 ROYAL AURORA	5	16.7m	2:34.83	56.22s (0)	28.23s (2)
3 SQUIRE	6	31.3m	2:35.91	57.67s (0)	29.06s (1)
1 TWENTYEIGHTBLACK	7	38.4m	2:36.44	58.78s (0)	30.22s (0)

Finish Position and metres gained from 800m



Sectionals  
Powered by

PJ HARNESS ANALYSER

HORSE REPORTS / RAW DATA

All your sectional needs

Check us out at [www.pjdata.com.au](http://www.pjdata.com.au)

Version 3.05  
Out Now!

The Racing Queensland Board (trading as Racing Queensland) and provider are not responsible for the completeness or accuracy of any of the information contained herein, and makes no representations about its suitability for any purpose.

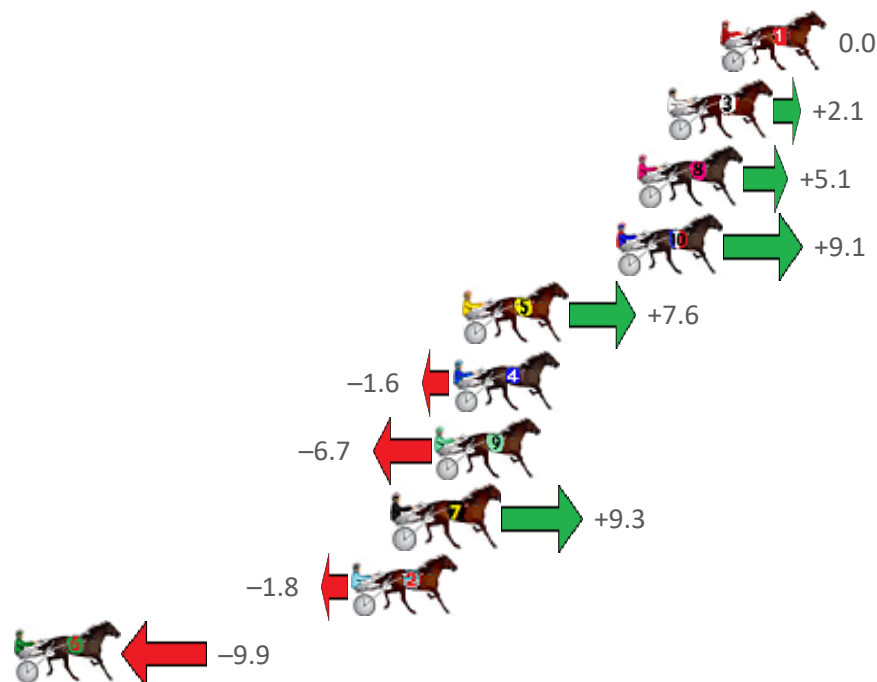
# Albion Park Race 5 Distance 1660m

Friday, 11 June 2021

Gross Time: 2:00.20 MileRate: 1:56.50 LeadTime: 3.40s First Qtr: 28.10s Second Qtr: 31.60s Third Qtr: 28.60s Fourth Qtr: 28.50s

NoHorse	Plc	Margin	Time	800Time (W)	400 Time (W)
1 THE RACONTEUR	1	0.0m	2:00.20	57.10s (0)	28.50s (0)
3 FRANCO NANDOR	2	2.1m	2:00.36	56.95s (0)	28.35s (0)
8 OUR ULTIMATE HANNA	3	3.3m	2:00.45	56.74s (0)	28.14s (0)
10 SNOOP STRIDE	4	4.1m	2:00.51	56.45s (1)	27.90s (2)
5 CALL ME TRISH	5	10.2m	2:00.96	56.56s (1)	27.93s (1)
4 WESTERN SHOWGIRL	6	10.6m	2:00.99	57.21s (1)	28.59s (1)
9 PRINCESS CHILLA	7	11.3m	2:01.05	57.58s (1)	28.93s (1)
7 MAYWYNS JEWEL	8	12.9m	2:01.17	56.44s (1)	28.12s (0)
2 BIG GEM MONTANA	9	14.6m	2:01.29	57.23s (0)	28.61s (0)
6 SONNY ORLANDO	10	36.3m	2:02.92	57.80s (1)	28.82s (0)

Finish Position and metres gained from 800m



Sectionals  
Powered by

**PJ HARNESS ANALYSER** Version 3.05 Out Now!  
**HORSE REPORTS / RAW DATA**  
 All your sectional needs Check us out at [www.pjdata.com.au](http://www.pjdata.com.au)



The Racing Queensland Board (trading as Racing Queensland) and provider are not responsible for the completeness or accuracy of any of the information contained herein, and makes no representations about its suitability for any purpose.



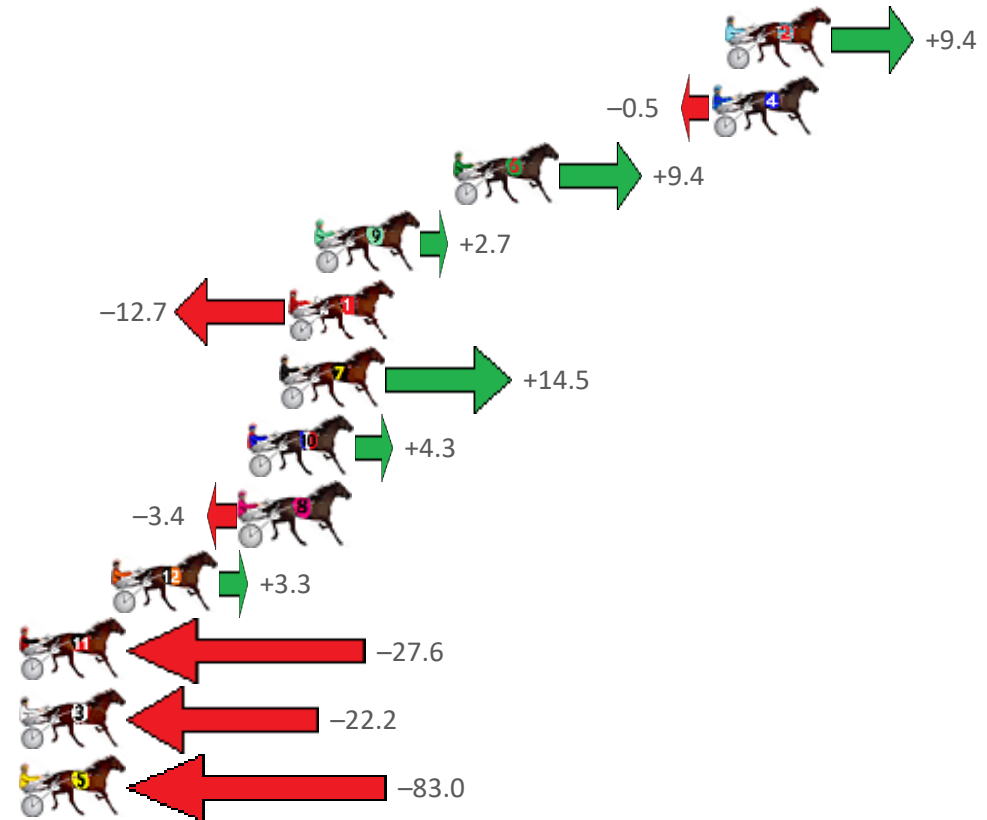
# Albion Park Race 6 Distance 2138m

Friday, 11 June 2021

Gross Time: 2:36.40 MileRate: 1:57.70 LeadTime: 36.90s First Qtr: 29.80s Second Qtr: 30.80s Third Qtr: 29.90s Fourth Qtr: 29.00s

NoHorse	Plc	Margin	Time	800Time (W)	400 Time (W)
2 BONNIES CAM	1	0.0m	2:36.40	58.21s (0)	28.54s (2)
4 GET READY TO ROCK	2	0.5m	2:36.44	58.94s (0)	29.04s (0)
6 HOLDINGNO CURRENCY	3	10.8m	2:37.22	58.21s (0)	28.37s (2)
9 SWEET LOMBO	4	16.3m	2:37.64	58.70s (1)	29.64s (3)
1 MAYWYN TROUBADOU	5	17.3m	2:37.72	59.83s (0)	29.89s (0)
7 DON HESTON	6	17.7m	2:37.75	57.84s (1)	28.99s (0)
10 SIGNOR JUJON	7	18.9m	2:37.84	58.59s (1)	29.45s (2)
8 WHERE'S TASCOTT	8	19.2m	2:37.86	59.15s (0)	29.46s (0)
12 ALLSTAR SEA	9	24.3m	2:38.25	58.66s (1)	29.56s (1)
11 DOLLARBILL	10	32.6m	2:38.88	60.92s (1)	30.69s (1)
3 ESTARDAY	11	36.6m	2:39.19	60.53s (1)	31.41s (1)
5 STRONG RESPONSE	12	93.2m	2:43.49	64.98s (1)	33.38s (0)

Finish Position and metres gained from 800m



Sectionals  
Powered by

PJ HARNES ANALYSER

HORSE REPORTS / RAW DATA

Version 3.05  
Out Now!

All your sectional needs

Check us out at [www.pjdata.com.au](http://www.pjdata.com.au)

The Racing Queensland Board (trading as Racing Queensland) and provider are not responsible for the completeness or accuracy of any of the information contained herein, and makes no representations about its suitability for any purpose.

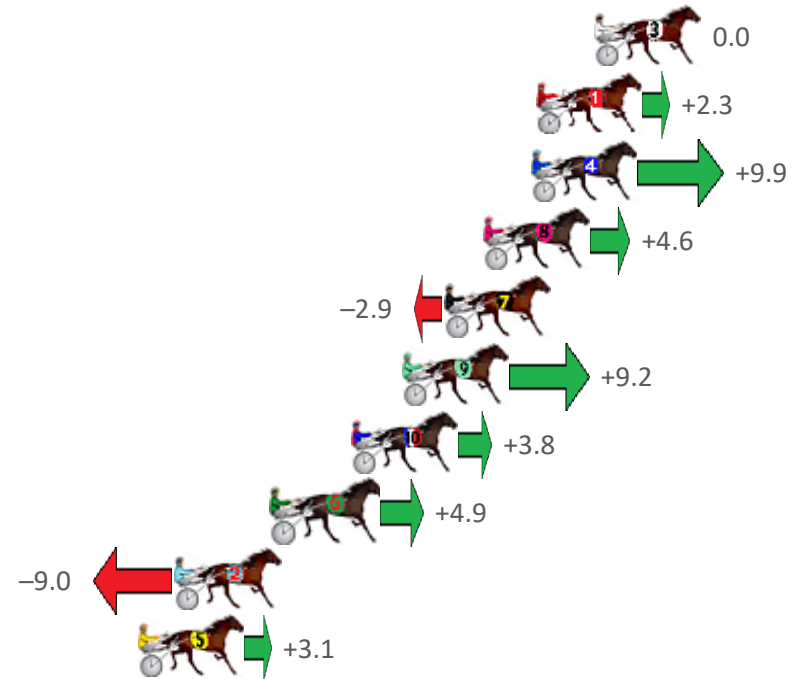
# Albion Park Race 7 Distance 1660m

Friday, 11 June 2021

Gross Time: 2:00.20 MileRate: 1:56.60 LeadTime: 3.30s First Qtr: 28.70s Second Qtr: 31.10s Third Qtr: 28.70s Fourth Qtr: 28.40s

NoHorse	Plc	Margin	Time	800Time (W)	400 Time (W)
3 MAJOR LESTER	1	0.0m	2:00.20	57.10s (0)	28.40s (0)
1 STOKER ACE	2	2.3m	2:00.37	56.94s (0)	28.27s (0)
4 BETA JEWEL	3	2.5m	2:00.39	56.40s (1)	28.04s (2)
8 ARTISTIC SAINT	4	4.4m	2:00.53	56.77s (0)	28.09s (0)
7 JIVE	5	5.9m	2:00.64	57.31s (1)	28.60s (1)
9 CROWN MOJO	6	7.6m	2:00.77	56.45s (1)	28.05s (2)
10 KATACHA MAN	7	9.6m	2:00.92	56.83s (0)	28.12s (0)
6 SHEZ GRININ	8	12.7m	2:01.15	56.75s (0)	28.18s (1)
2 TYPHOON TORQUE	9	16.6m	2:01.44	57.74s (1)	29.04s (1)
5 ROYAL PRINCESS	10	18.1m	2:01.55	56.88s (1)	28.44s (2)

Finish Position and metres gained from 800m



Sectionals  
Powered by

**PJ HARNESS ANALYSER** Version 3.05 Out Now!  
**HORSE REPORTS / RAW DATA**  
 All your sectional needs Check us out at [www.pjdata.com.au](http://www.pjdata.com.au)



The Racing Queensland Board (trading as Racing Queensland) and provider are not responsible for the completeness or accuracy of any of the information contained herein, and makes no representations about its suitability for any purpose.


# Albion Park Race 8 Distance 1660m

Friday, 11 June 2021

Gross Time: 2:01.90 MileRate: 1:58.20 LeadTime: 3.60s First Qtr: 29.80s Second Qtr: 31.30s Third Qtr: 29.50s Fourth Qtr: 27.70s

NoHorse	Plc	Margin	Time	800Time (W)	400 Time (W)
2 MULLUM FLO	1	0.0m	2:01.90	57.20s (0)	27.70s (0)
1 STEEVEN	2	18.9m	2:03.28	58.23s (0)	28.68s (0)
7 COME ON SLOOPY	3	23.5m	2:03.61	57.56s (1)	28.37s (1)
8 GAME KEEPER	4	23.6m	2:03.62	58.24s (0)	28.71s (0)
9 INZANIGHT	5	26.4m	2:03.82	58.14s (1)	28.90s (1)
5 BELLAVICTREE	6	38.3m	2:04.69	58.29s (1)	29.04s (2)
3 VALKYRIE HANOVER	7	43.7m	2:05.08	58.59s (0)	29.18s (1)
6 IAM ROCHELLES ART	8	44.3m	2:05.13	59.40s (0)	29.70s (0)
4 TIMSTAR	9	47.0m	2:05.32	59.19s (0)	29.50s (0)

Finish Position and metres gained from 800m



Sectionals  
Powered by

**PJ HARNESS ANALYSER** Version 3.05 Out Now!  
**HORSE REPORTS / RAW DATA**  
 All your sectional needs Check us out at [www.pjdata.com.au](http://www.pjdata.com.au)



The Racing Queensland Board (trading as Racing Queensland) and provider are not responsible for the completeness or accuracy of any of the information contained herein, and makes no representations about its suitability for any purpose.




# Albion Park Race 9 Distance 2138m

Friday, 11 June 2021

Gross Time: 2:46.90 MileRate: 2:03.90 LeadTime: 44.00s First Qtr: 31.60s Second Qtr: 32.30s Third Qtr: 29.10s Fourth Qtr: 29.90s

NoHorse	Plc	Margin	Time	800Time (W)	400 Time (W)
6 IMA CALVERT ROSE	1	0.0m	2:46.90	59.00s (0)	29.90s (0)
3 MAJESTIC SPEED	2	5.5m	2:47.33	58.68s (0)	29.68s (1)
4 TOUCHE DE FLING	3	5.7m	2:47.35	59.08s (0)	29.97s (0)
11 PUMA ROAD	4	6.0m	2:47.37	59.19s (1)	30.12s (1)
5 NORAHS FLING	5	20.1m	2:48.47	58.99s (2)	30.23s (1)
9 JUST CALL ME MOLLY	6	20.3m	2:48.49	58.77s (3)	29.61s (1)
12 SPIDERS DEVIL	7	27.4m	2:49.05	59.22s (2)	29.11s (0)
7 NO LOVE ABOUT IT	8	29.6m	2:49.22	59.40s (0)	30.02s (0)
2 MYRTLE BEACH	9	30.4m	2:49.28	60.09s (0)	30.52s (0)
10 CLOVER LOU	10	100.1m	2:54.74	63.55s (0)	32.14s (0)
13 GUNNER	11	100.6m	2:54.78	64.90s (1)	33.29s (0)
1 TROYTHETROTTER	12	313.0m	3:11.42	68.75s (1)	34.58s (1)

Finish Position and metres gained from 800m



Sectionals  
Powered by

PJ HARNESS ANALYSER

HORSE REPORTS / RAW DATA

Version 3.05  
Out Now!

All your sectional needs

Check us out at [www.pjdata.com.au](http://www.pjdata.com.au)

The Racing Queensland Board (trading as Racing Queensland) and provider are not responsible for the completeness or accuracy of any of the information contained herein, and makes no representations about its suitability for any purpose.