

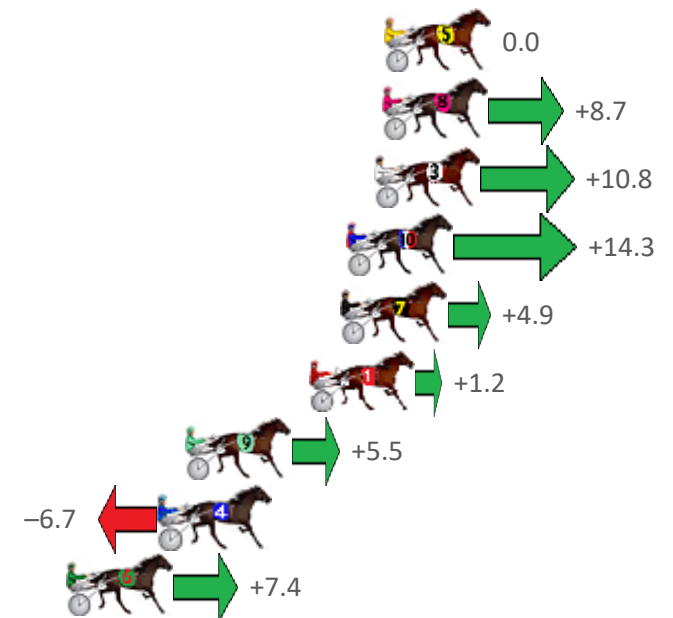
Albion Park Race 1 Distance 1660m

Friday, 2 July 2021

Gross Time: 1:57.50 MileRate: 1:53.90 LeadTime: 3.50s First Qtr: 28.00s Second Qtr: 28.80s Third Qtr: 28.90s Fourth Qtr: 28.30s

No Horse	Plc	Margin	Time	800Time (W)	400 Time (W)
5 FOND MEMORIES	1	0.0m	1:57.50	57.20s (0)	28.30s (0)
8 THE ANNOUNCER	2	0.1m	1:57.51	56.58s (0)	27.66s (0)
3 EH EF EL	3	0.4m	1:57.53	56.43s (1)	27.75s (1)
10 BOMBADIER JUJON	4	1.5m	1:57.61	56.18s (1)	27.74s (2)
7 STREET APPEAL	5	1.7m	1:57.63	56.85s (1)	28.17s (2)
1 INVINCIBLE LOXTON	6	3.0m	1:57.72	57.11s (0)	28.19s (0)
9 COREY WILLIAM	7	7.9m	1:58.09	56.81s (0)	27.80s (0)
4 KEY LARGO	8	8.9m	1:58.16	57.68s (1)	28.77s (1)
6 BRIDGET BLUE CHIP	9	12.6m	1:58.44	56.67s (1)	28.12s (1)

Finish Position and metres gained from 800m



Sectionals
Powered by

PJ HARNESS ANALYSER

HORSE REPORTS / RAW DATA

All your sectional needs

Version 3.05
Out Now!

Check us out at www.pjdata.com.au



The Racing Queensland Board (trading as Racing Queensland) and provider are not responsible for the completeness or accuracy of any of the information contained herein, and makes no representations about its suitability for any purpose.

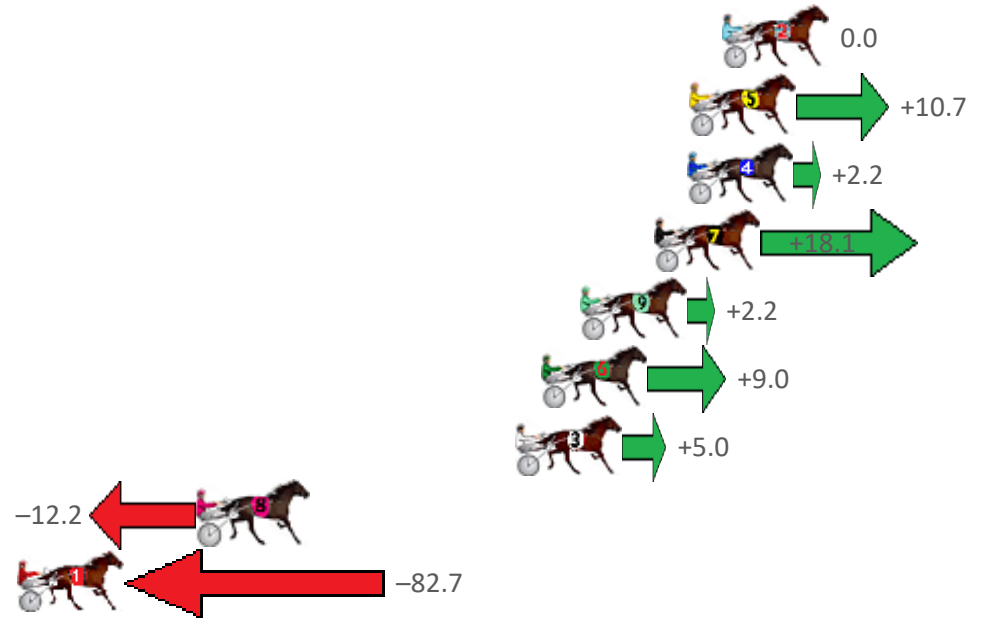
Albion Park Race 2 Distance 2138m

Friday, 2 July 2021

Gross Time: 2:38.70 MileRate: 1:59.40 LeadTime: 39.70s First Qtr: 31.60s Second Qtr: 30.50s Third Qtr: 28.60s Fourth Qtr: 28.30s

No Horse	Plc	Margin	Time	800Time (W)	400 Time (W)
2 NICKS PICK	1	0.0m	2:38.70	56.90s (0)	28.30s (0)
5 ONYA DOUG	2	1.3m	2:38.80	56.14s (1)	28.26s (2)
4 RECIPE FOR DREAMING	3	1.4m	2:38.80	56.74s (1)	28.34s (1)
7 NO DOUBT	4	2.7m	2:38.90	55.62s (1)	28.03s (2)
9 OUR ULTIMATE HANNA	5	5.6m	2:39.12	56.74s (1)	28.31s (1)
6 SPECIALANDIKNOWIT	6	7.2m	2:39.24	56.26s (1)	28.10s (1)
3 GETALOADATHISGIRL	7	8.2m	2:39.31	56.55s (0)	27.88s (0)
8 FLO RYDA	8	20.8m	2:40.25	57.76s (0)	29.09s (0)
1 SWEET APPEAL	9	87.1m	2:45.18	62.75s (0)	34.08s (0)

Finish Position and metres gained from 800m



Sectionals
Powered by

PJ HARNESS ANALYSER Version 3.05 Out Now!
HORSE REPORTS / RAW DATA
 All your sectional needs Check us out at www.pjdata.com.au



The Racing Queensland Board (trading as Racing Queensland) and provider are not responsible for the completeness or accuracy of any of the information contained herein, and makes no representations about its suitability for any purpose.

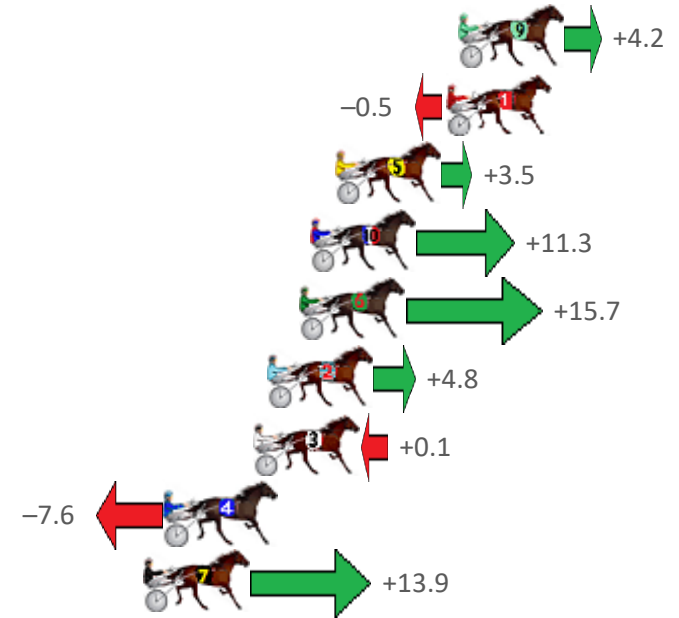
Albion Park Race 3 Distance 1660m

Friday, 2 July 2021

Gross Time: 1:59.80 MileRate: 1:56.20 LeadTime: 3.40s First Qtr: 29.70s Second Qtr: 29.60s Third Qtr: 28.70s Fourth Qtr: 28.40s

No Horse	Plc	Margin	Time	800Time (W)	400 Time (W)
9 IMA BIRUBI BOY	1	0.0m	1:59.80	56.80s (0)	28.09s (0)
1 TYPHOON TORQUE	2	0.5m	1:59.84	57.14s (0)	28.44s (0)
5 STOKER ACE	3	4.9m	2:00.17	56.85s (0)	28.14s (0)
10 OUR ACTION MAN	4	5.9m	2:00.24	56.30s (1)	27.86s (2)
6 WHATA TERROR	5	6.3m	2:00.27	55.99s (1)	27.35s (1)
2 KETTERING GIRL	6	7.6m	2:00.37	56.76s (1)	28.00s (1)
3 ROCKINDOWNUNDER	7	8.1m	2:00.40	57.09s (1)	28.39s (1)
4 TRUE STEPPER	8	11.6m	2:00.67	57.64s (1)	28.96s (1)
7 CANSTAR	9	12.5m	2:00.73	56.11s (1)	27.48s (0)

Finish Position and metres gained from 800m



Sectionals
Powered by

PJ HARNESS ANALYSER Version 3.05 Out Now!
HORSE REPORTS / RAW DATA
 All your sectional needs Check us out at www.pjdata.com.au



The Racing Queensland Board (trading as Racing Queensland) and provider are not responsible for the completeness or accuracy of any of the information contained herein, and makes no representations about its suitability for any purpose.

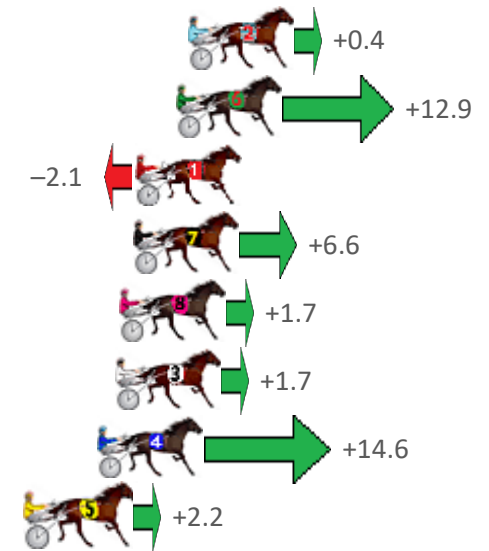
Albion Park Race 4 Distance 1660m

Friday, 2 July 2021

Gross Time: 2:00.50 MileRate: 1:56.80 LeadTime: 3.50s First Qtr: 29.00s Second Qtr: 31.40s Third Qtr: 28.40s Fourth Qtr: 28.20s

No Horse	Plc	Margin	Time	800Time (W)	400 Time (W)
2 TARGARYEN	1	0.0m	2:00.50	56.57s (1)	28.20s (1)
6 FOUR STARZZZ FORSA	2	0.5m	2:00.54	55.69s (1)	27.79s (2)
1 MAJOR LESTER	3	2.1m	2:00.66	56.75s (0)	28.25s (0)
7 MAJOR FERNCO	4	2.2m	2:00.66	56.14s (1)	28.26s (2)
8 ROCKS OR DIAMONDS	5	2.7m	2:00.70	56.48s (0)	28.00s (0)
3 LOVE YOUR WORK	6	2.9m	2:00.71	56.48s (1)	28.07s (1)
4 KEAYANG MARVEN	7	3.6m	2:00.77	55.57s (1)	27.53s (1)
5 SPRINGFIELD SPIRIT	8	6.4m	2:00.97	56.45s (0)	27.96s (0)

Finish Position and metres gained from 800m



Sectionals
Powered by

PJ HARNESS ANALYSER Version 3.05 Out Now!
HORSE REPORTS / RAW DATA
 All your sectional needs Check us out at www.pjdata.com.au



The Racing Queensland Board (trading as Racing Queensland) and provider are not responsible for the completeness or accuracy of any of the information contained herein, and makes no representations about its suitability for any purpose.

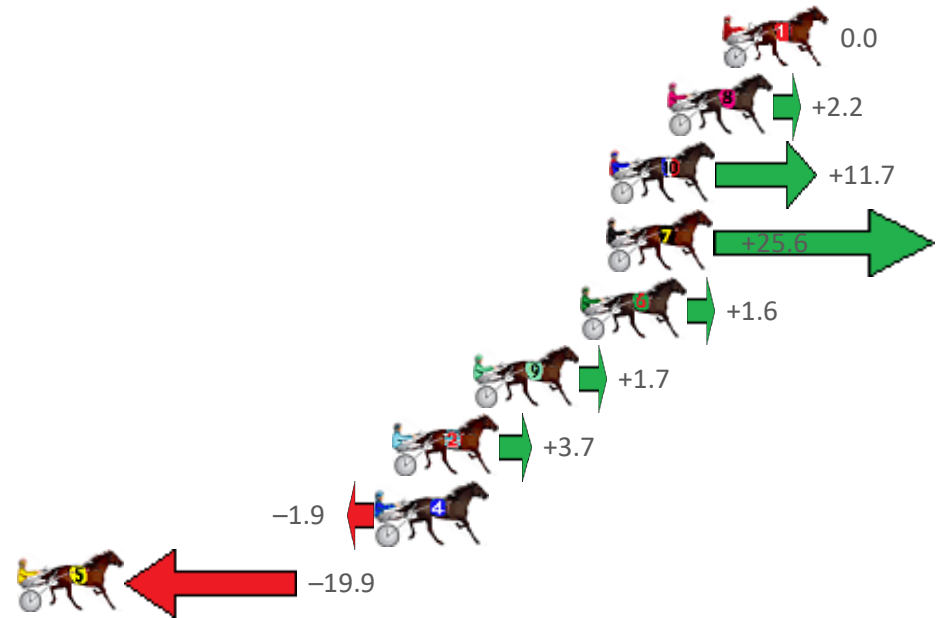
Albion Park Race 5 Distance 1660m

Friday, 2 July 2021

Gross Time: 1:58.90 MileRate: 1:55.30 LeadTime: 3.50s First Qtr: 27.80s Second Qtr: 29.00s Third Qtr: 28.70s Fourth Qtr: 29.90s

No Horse	Plc	Margin	Time	800Time (W)	400 Time (W)
1 RUNFORTHEROSES	1	0.0m	1:58.90	58.60s (0)	29.90s (0)
8 HOT N GOLD	2	2.2m	1:59.07	58.44s (0)	29.74s (0)
10 MY ULTIMATE HESTON	3	4.5m	1:59.25	57.75s (0)	29.22s (0)
7 SHEZ GRININ	4	4.6m	1:59.26	56.74s (0)	28.99s (2)
6 LEITHEN BURN	5	5.6m	1:59.34	58.48s (1)	30.06s (1)
9 COURAGEOUS SAM	6	9.9m	1:59.68	58.48s (0)	29.97s (0)
2 FEARLESS FAITH	7	13.1m	1:59.93	58.33s (1)	29.65s (1)
4 KAY NORA SHANNON	8	13.7m	1:59.97	58.74s (1)	30.06s (1)
5 BETTOR WATCH HIM	9	44.5m	2:02.39	60.05s (0)	31.54s (0)

Finish Position and metres gained from 800m



Sectionals
Powered by

PJ HARNESS ANALYSER Version 3.05 Out Now!
HORSE REPORTS / RAW DATA
 All your sectional needs Check us out at www.pjdata.com.au



The Racing Queensland Board (trading as Racing Queensland) and provider are not responsible for the completeness or accuracy of any of the information contained herein, and makes no representations about its suitability for any purpose.

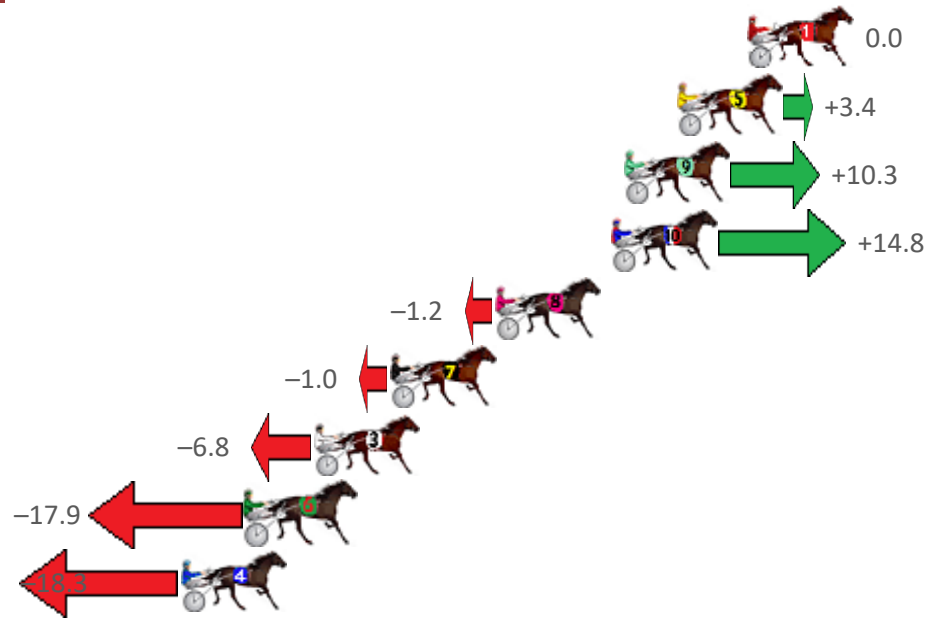
Albion Park Race 6 Distance 1660m

Friday, 2 July 2021

Gross Time: 2:01.60 MileRate: 1:57.90 LeadTime: 3.70s First Qtr: 28.20s Second Qtr: 31.10s Third Qtr: 29.70s Fourth Qtr: 28.90s

No Horse	Plc	Margin	Time	800Time (W)	400 Time (W)
1 RACY ROXY	1	0.0m	2:01.60	58.60s (0)	28.90s (0)
5 WOODLANDS WONDER	2	2.8m	2:01.81	58.35s (1)	28.81s (2)
9 ESTARDAY	3	4.9m	2:01.97	57.85s (1)	28.29s (2)
10 WHERE'S TASCOTT	4	5.4m	2:02.01	57.52s (1)	28.64s (2)
8 HAPPY PUBLICANS	5	10.0m	2:02.36	58.69s (0)	28.94s (0)
7 TEE JAY CEE	6	14.2m	2:02.68	58.67s (0)	28.94s (0)
3 JUST ONE GOOD ONE	7	17.2m	2:02.90	59.10s (1)	29.45s (1)
6 ATOMIC BOMBSHELL	8	19.9m	2:03.11	59.90s (1)	30.23s (1)
4 DARGOS PET	9	22.5m	2:03.31	59.93s (0)	30.16s (0)

Finish Position and metres gained from 800m



Sectionals
Powered by

PJ HARNESS ANALYSER

HORSE REPORTS / RAW DATA

All your sectional needs

Version 3.05
Out Now!

Check us out at www.pjdata.com.au



The Racing Queensland Board (trading as Racing Queensland) and provider are not responsible for the completeness or accuracy of any of the information contained herein, and makes no representations about its suitability for any purpose.

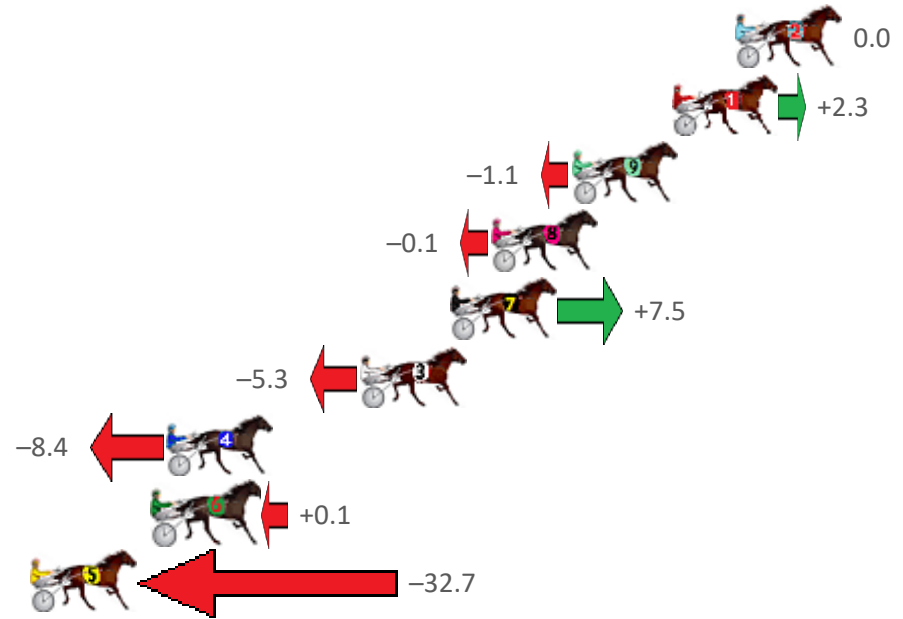
Albion Park Race 7 Distance 1660m

Friday, 2 July 2021

Gross Time: 2:00.70 MileRate: 1:57.00 LeadTime: 3.70s First Qtr: 29.70s Second Qtr: 31.50s Third Qtr: 28.30s Fourth Qtr: 27.50s

No Horse	Plc	Margin	Time	800Time (W)	400 Time (W)
2 EVA MATEO	1	0.0m	2:00.70	55.80s (0)	27.50s (0)
1 BETA JEWEL	2	2.5m	2:00.88	55.64s (0)	27.29s (0)
9 SKIPPYS DELIGHT	3	6.5m	2:01.17	55.88s (1)	27.79s (1)
8 KING OF COOL	4	9.7m	2:01.40	55.81s (0)	27.38s (0)
7 UNCLE LUKEY	5	11.3m	2:01.52	55.28s (1)	27.83s (2)
3 PEPPA BLISS	6	14.9m	2:01.78	56.17s (1)	27.74s (1)
4 TASCOTT TERROR	7	22.6m	2:02.34	56.38s (1)	27.86s (0)
6 BONDI SHAKE	8	23.1m	2:02.37	55.79s (1)	28.18s (2)
5 SHAKATIE	9	47.3m	2:04.12	58.07s (0)	29.04s (0)

Finish Position and metres gained from 800m



Sectionals
Powered by

PJ HARNESS ANALYSER Version 3.05 Out Now!
HORSE REPORTS / RAW DATA
 All your sectional needs Check us out at www.pjdata.com.au



The Racing Queensland Board (trading as Racing Queensland) and provider are not responsible for the completeness or accuracy of any of the information contained herein, and makes no representations about its suitability for any purpose.

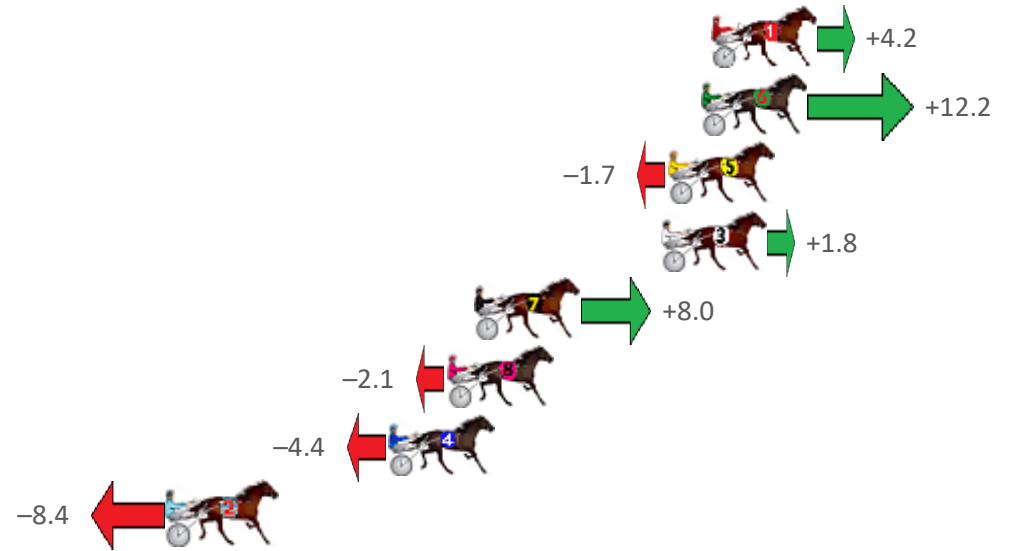
Albion Park Race 8 Distance 2138m

Friday, 2 July 2021

Gross Time: 2:38.00 MileRate: 1:58.90 LeadTime: 39.00s First Qtr: 31.50s Second Qtr: 30.50s Third Qtr: 28.50s Fourth Qtr: 28.50s

No Horse	Plc	Margin	Time	800Time (W)	400 Time (W)
1 BLISSFULDAY	1	0.0m	2:38.00	56.70s (0)	28.19s (0)
6 WHICH HUNT	2	0.4m	2:38.03	56.14s (1)	27.54s (2)
5 REMEMBER ME NOW	3	1.7m	2:38.13	57.12s (0)	28.62s (0)
3 MONTEREY JACK	4	2.0m	2:38.15	56.87s (1)	28.33s (1)
7 IN CHEVRON WE TRUST	5	9.4m	2:38.70	56.43s (1)	28.49s (2)
8 ARTISTIC SAINT	6	10.5m	2:38.79	57.15s (0)	28.45s (0)
4 MAN OF ACTION	7	12.8m	2:38.96	57.31s (1)	28.70s (1)
2 MAJOR TRALEE	8	21.6m	2:39.62	57.60s (0)	28.83s (0)

Finish Position and metres gained from 800m



Sectionals
Powered by

PJ HARNESS ANALYSER

HORSE REPORTS / RAW DATA

All your sectional needs

Version 3.05
Out Now!

Check us out at www.pjdata.com.au



The Racing Queensland Board (trading as Racing Queensland) and provider are not responsible for the completeness or accuracy of any of the information contained herein, and makes no representations about its suitability for any purpose.

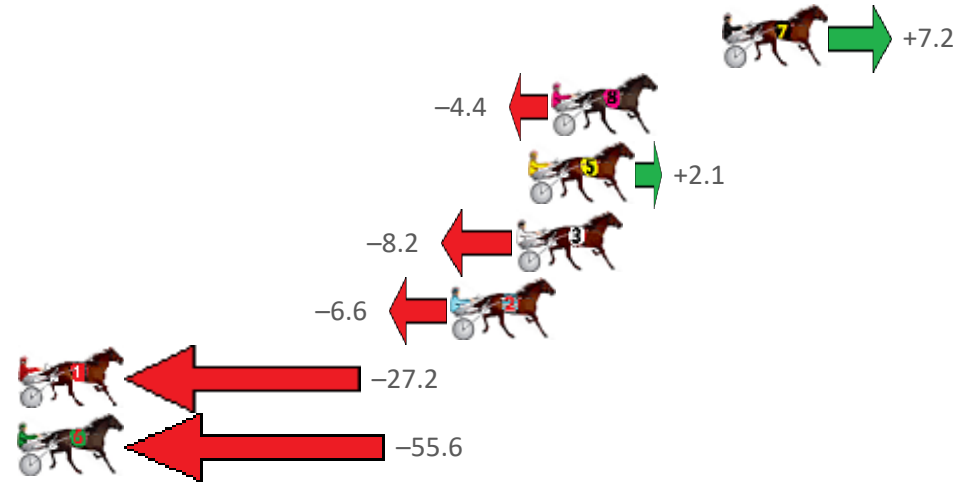
Albion Park Race 9 Distance 2138m

Friday, 2 July 2021

Gross Time: 2:42.90 MileRate: 2:02.60 LeadTime: 40.30s First Qtr: 30.60s Second Qtr: 30.30s Third Qtr: 30.50s Fourth Qtr: 31.20s

No Horse	Plc	Margin	Time	800Time (W)	400 Time (W)
7 MAJESTIC SPEED	1	0.0m	2:42.90	61.15s (1)	30.63s (1)
8 JUST CALL ME MOLLY	2	6.8m	2:43.45	62.04s (1)	31.53s (1)
5 HATTIE	3	7.7m	2:43.53	61.54s (0)	30.96s (0)
3 IMA CALVERT ROSE	4	8.2m	2:43.57	62.33s (0)	31.84s (0)
2 NORAHS FLING	5	10.8m	2:43.78	62.21s (0)	31.63s (0)
1 TOUCHE DE FLING	6	41.8m	2:46.31	63.79s (1)	33.51s (1)
6 CLOVER LOU	7	88.6m	2:50.13	65.96s (0)	34.19s (0)

Finish Position and metres gained from 800m



Sectionals
Powered by

PJ HARNESS ANALYSER

HORSE REPORTS / RAW DATA

All your sectional needs

Version 3.05
Out Now!

Check us out at www.pjdata.com.au

The Racing Queensland Board (trading as Racing Queensland) and provider are not responsible for the completeness or accuracy of any of the information contained herein, and makes no representations about its suitability for any purpose.