

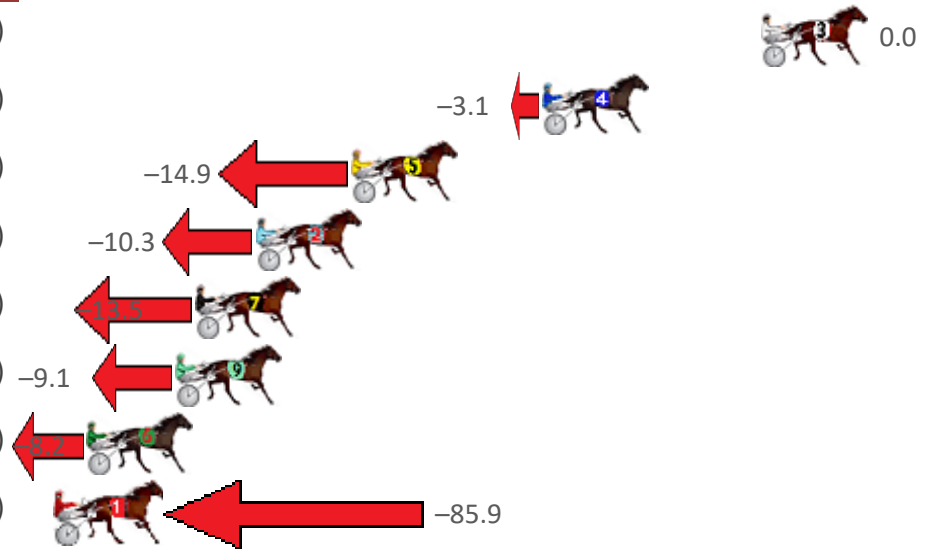
Redcliffe Race 1 Distance 1780m

Sunday, 4 July 2021

Gross Time: 2:09.40 MileRate: 1:57.00 LeadTime: 11.30s First Qtr: 30.60s Second Qtr: 30.70s Third Qtr: 29.10s Fourth Qtr: 27.70s

No Horse	Plc	Margin	Time	800Time (W)	400 Time (W)
3 FIRST STRING	1	0.0m	2:09.40	56.80s (0)	27.70s (0)
4 KANYE CRUSADER	2	8.7m	2:10.03	57.02s (1)	27.61s (1)
5 MAJORDOIT	3	16.3m	2:10.59	57.85s (1)	28.48s (0)
2 NO CONFESSION	4	20.1m	2:10.86	57.53s (1)	28.06s (1)
7 EL GRAN SENOR	5	22.5m	2:11.04	57.75s (0)	27.91s (1)
9 OHOKA JIMMY	6	23.3m	2:11.10	57.44s (1)	28.52s (2)
6 JUMPING JOLT	7	26.8m	2:11.35	57.38s (1)	28.43s (2)
1 INNER LIGHT	8	90.3m	2:15.98	62.86s (0)	32.86s (0)

Finish Position and metres gained from 800m



Sectionals
Powered by

PJ HARNESS ANALYSER
HORSE REPORTS / RAW DATA

Version 3.05
Out Now!

All your sectional needs

Check us out at www.pjdata.com.au



The Racing Queensland Board (trading as Racing Queensland) and provider are not responsible for the completeness or accuracy of any of the information contained herein, and makes no representations about its suitability for any purpose.

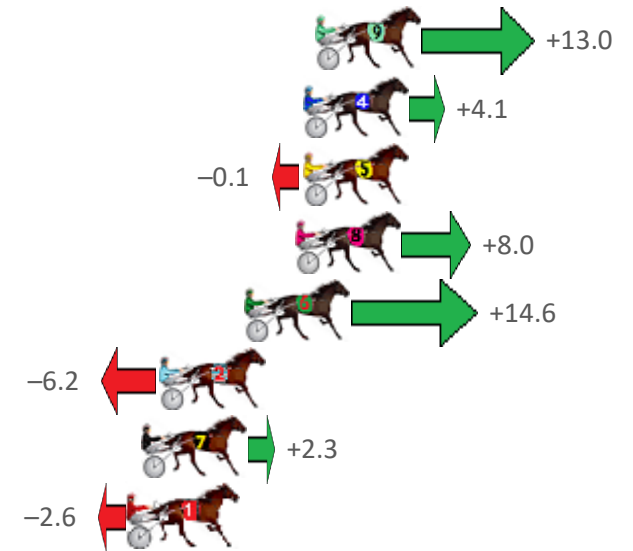
Redcliffe Race 2 Distance 1780m

Sunday, 4 July 2021

Gross Time: 2:11.70 MileRate: 1:59.00 LeadTime: 11.50s First Qtr: 31.70s Second Qtr: 30.80s Third Qtr: 28.50s Fourth Qtr: 29.20s

No Horse	Plc	Margin	Time	800Time (W)	400 Time (W)
9 ASHLEE NITRO	1	0.0m	2:11.70	56.77s (1)	28.29s (1)
4 LORIMER LADY	2	0.5m	2:11.74	57.41s (1)	28.93s (1)
5 MEGA STAR	3	0.5m	2:11.74	57.71s (1)	29.24s (1)
8 COLOMBIAN GOLD	4	0.8m	2:11.76	57.13s (1)	28.65s (1)
6 IFOUNDTHEBEACH	5	2.8m	2:11.91	56.65s (1)	28.29s (0)
2 PEBBLE SANDS	6	6.2m	2:12.17	58.14s (0)	29.64s (0)
7 HEEZ PERFECT	7	6.9m	2:12.23	57.54s (0)	29.08s (0)
1 RNR WINDERMERE	8	7.4m	2:12.27	57.89s (0)	29.42s (0)

Finish Position and metres gained from 800m



Sectionals
Powered by

PJ HARNESS ANALYSER Version 3.05 Out Now!
HORSE REPORTS / RAW DATA
 All your sectional needs Check us out at www.pjdata.com.au



The Racing Queensland Board (trading as Racing Queensland) and provider are not responsible for the completeness or accuracy of any of the information contained herein, and makes no representations about its suitability for any purpose.

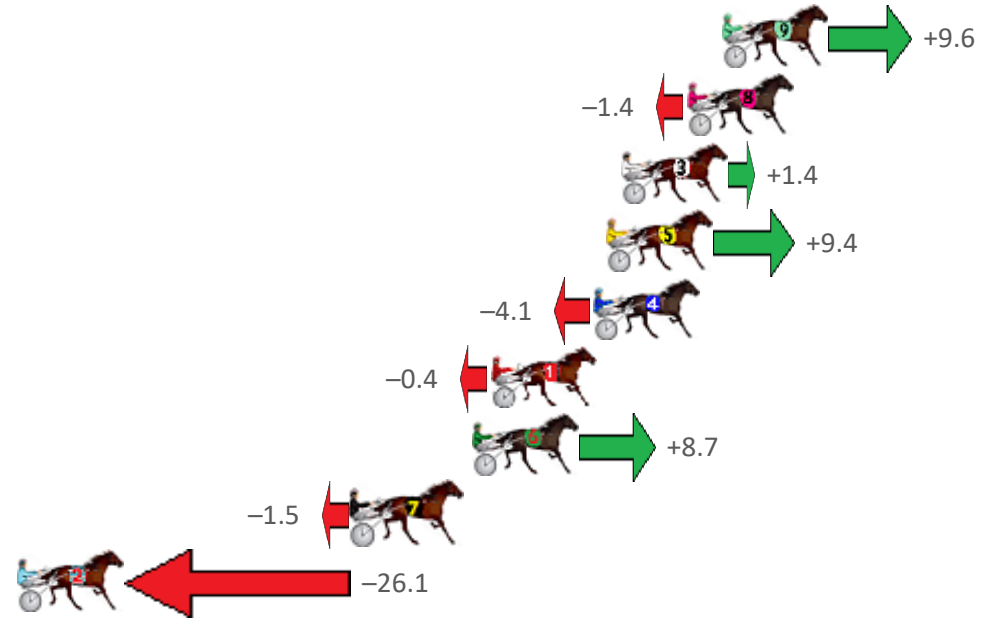
Redcliffe Race 3 Distance 1780m

Sunday, 4 July 2021

Gross Time: 2:10.60 MileRate: 1:58.10 LeadTime: 11.10s First Qtr: 29.80s Second Qtr: 30.60s Third Qtr: 30.00s Fourth Qtr: 29.10s

No Horse	Plc	Margin	Time	800Time (W)	400 Time (W)
9 QUICK STEP	1	0.0m	2:10.60	58.39s (1)	28.23s (2)
8 MIAMI SURF	2	1.4m	2:10.71	59.20s (0)	29.20s (0)
3 BONNIES CAM	3	4.0m	2:10.91	59.00s (1)	28.78s (1)
5 CONGO LINE	4	4.6m	2:10.95	58.41s (1)	28.26s (2)
4 KATACHA MAN	5	5.1m	2:10.99	59.40s (1)	29.19s (1)
1 CALL ME TRISH	6	9.2m	2:11.30	59.13s (0)	29.10s (0)
6 MONTANA EXPRESS	7	9.9m	2:11.36	58.46s (1)	28.34s (2)
7 GOSLING IN FLIGHT	8	14.7m	2:11.72	59.21s (0)	29.18s (0)
2 OCEAN LANE	9	30.3m	2:12.91	61.02s (0)	30.97s (0)

Finish Position and metres gained from 800m



Sectionals
Powered by

PJ HARNESS ANALYSER

HORSE REPORTS / RAW DATA

All your sectional needs

Version 3.05
Out Now!

Check us out at www.pjdata.com.au



The Racing Queensland Board (trading as Racing Queensland) and provider are not responsible for the completeness or accuracy of any of the information contained herein, and makes no representations about its suitability for any purpose.

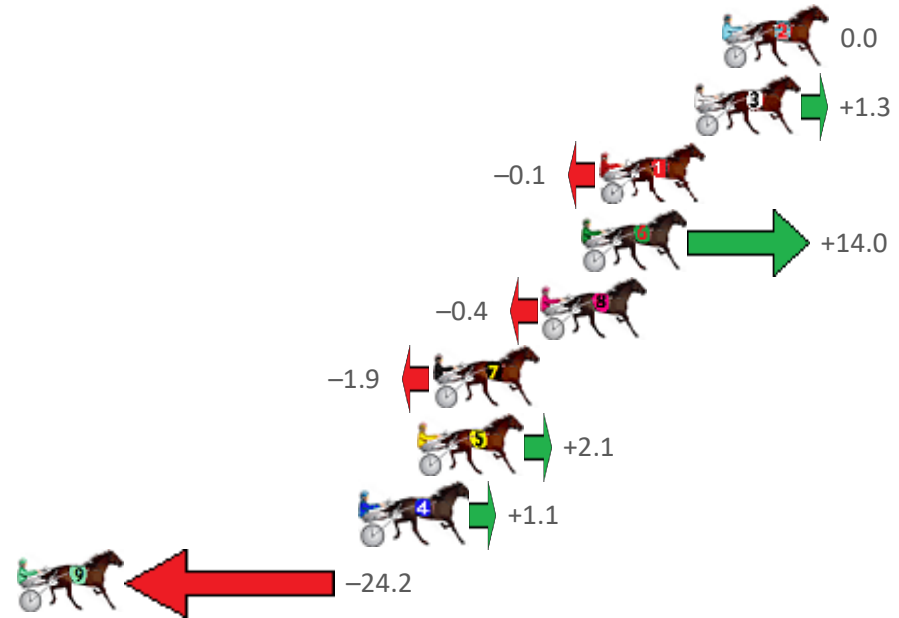
Redcliffe Race 4 Distance 1780m

Sunday, 4 July 2021

Gross Time: 2:11.80 MileRate: 1:59.20 LeadTime: 11.30s First Qtr: 29.60s Second Qtr: 31.50s Third Qtr: 29.50s Fourth Qtr: 29.90s

No Horse	Plc	Margin	Time	800Time (W)	400 Time (W)
2 IMA BEACH BABE	1	0.0m	2:11.80	59.40s (0)	29.90s (0)
3 NIKALONG HENRY	2	1.1m	2:11.89	59.30s (1)	29.73s (1)
1 ROLLONX	3	4.9m	2:12.18	59.41s (0)	29.94s (0)
6 AQUA CRUISER	4	5.6m	2:12.24	58.37s (1)	29.16s (4)
8 CIRCLE LINE	5	7.2m	2:12.36	59.43s (1)	29.83s (1)
7 GO JO JOLT	6	11.5m	2:12.70	59.54s (0)	30.07s (0)
5 AFTER DARN	7	12.1m	2:12.75	59.24s (0)	29.68s (0)
4 GANGBUSTER	8	14.3m	2:12.92	59.32s (1)	30.12s (3)
9 HEAVENS HINT	9	35.2m	2:14.56	61.19s (1)	31.97s (2)

Finish Position and metres gained from 800m



Sectionals
Powered by

PJ HARNESS ANALYSER Version 3.05 Out Now!
HORSE REPORTS / RAW DATA
 All your sectional needs Check us out at www.pjdata.com.au



The Racing Queensland Board (trading as Racing Queensland) and provider are not responsible for the completeness or accuracy of any of the information contained herein, and makes no representations about its suitability for any purpose.

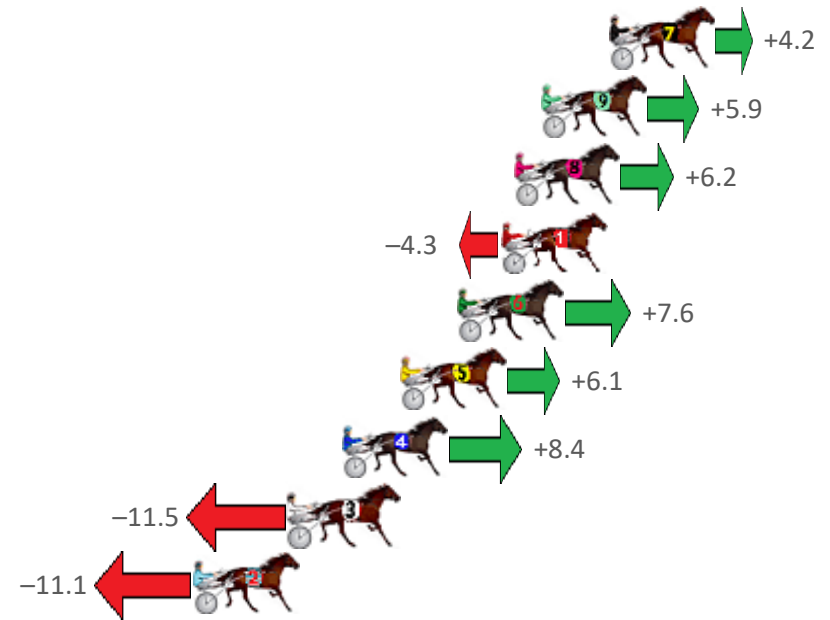
Redcliffe Race 5 Distance 1780m

Sunday, 4 July 2021

Gross Time: 2:12.40 MileRate: 1:59.70 LeadTime: 11.40s First Qtr: 30.10s Second Qtr: 31.30s Third Qtr: 29.50s Fourth Qtr: 30.10s

No Horse	Plc	Margin	Time	800Time (W)	400 Time (W)
7 SWEET LOMBO	1	0.0m	2:12.40	59.29s (0)	29.77s (0)
9 DEVOUGED	2	2.7m	2:12.61	59.16s (0)	29.66s (0)
8 MAYWYN A JUG ORTW	3	3.8m	2:12.70	59.14s (1)	29.67s (2)
1 LAZY BLAZE	4	4.3m	2:12.74	59.92s (0)	30.42s (0)
6 CROSSED LEGS	5	6.0m	2:12.87	59.04s (0)	29.56s (0)
5 LIFEINHEAVEN	6	8.3m	2:13.05	59.15s (1)	29.63s (1)
4 ROCK THE HOUSE	7	10.6m	2:13.24	58.98s (1)	29.83s (2)
3 COURAGEOUS WAYS	8	12.7m	2:13.40	60.45s (1)	30.99s (1)
2 NOLONGA YOUR CHOIC	9	16.5m	2:13.70	60.42s (1)	30.87s (1)

Finish Position and metres gained from 800m



Sectionals
Powered by



PJ HARNESS ANALYSER
HORSE REPORTS / RAW DATA

Version 3.05
Out Now!

All your sectional needs

Check us out at www.pjdata.com.au




The Racing Queensland Board (trading as Racing Queensland) and provider are not responsible for the completeness or accuracy of any of the information contained herein, and makes no representations about its suitability for any purpose.

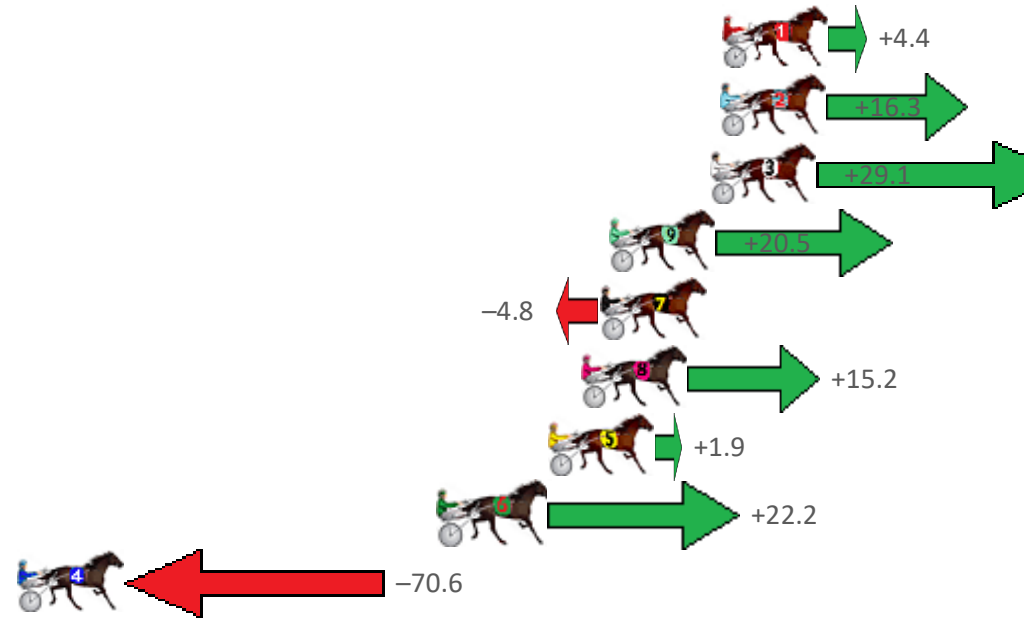
Redcliffe Race 6 Distance 1780m

Sunday, 4 July 2021

Gross Time: 2:13.10 MileRate: 2:00.40 LeadTime: 11.40s First Qtr: 29.30s Second Qtr: 30.90s Third Qtr: 30.00s Fourth Qtr: 31.50s

No Horse	Plc	Margin	Time	800Time (W)	400 Time (W)
1 LOOKS JUST RIGHT	1	0.0m	2:13.10	61.16s (0)	31.16s (0)
2 BEEF CITY STARZZZ	2	0.1m	2:13.11	60.25s (1)	30.49s (1)
3 PURPLE SHADES	3	0.5m	2:13.14	59.28s (1)	29.71s (1)
9 ONYAJANS	4	4.5m	2:13.47	59.93s (1)	30.40s (2)
7 ARCHILLES	5	4.8m	2:13.50	61.87s (0)	31.88s (0)
8 ABERCROMBIE TAB	6	5.6m	2:13.56	60.34s (1)	30.81s (2)
5 ALL GOOD	7	6.9m	2:13.67	61.35s (0)	31.40s (1)
6 OUR ULTIMATE BONNY	8	11.2m	2:14.02	59.80s (2)	30.67s (3)
4 MELTON KILLARA	9	97.8m	2:21.15	66.90s (0)	37.11s (0)

Finish Position and metres gained from 800m



Sectionals
Powered by

PJ HARNESS ANALYSER
HORSE REPORTS / RAW DATA

Version 3.05
Out Now!

All your sectional needs

Check us out at www.pjdata.com.au



The Racing Queensland Board (trading as Racing Queensland) and provider are not responsible for the completeness or accuracy of any of the information contained herein, and makes no representations about its suitability for any purpose.

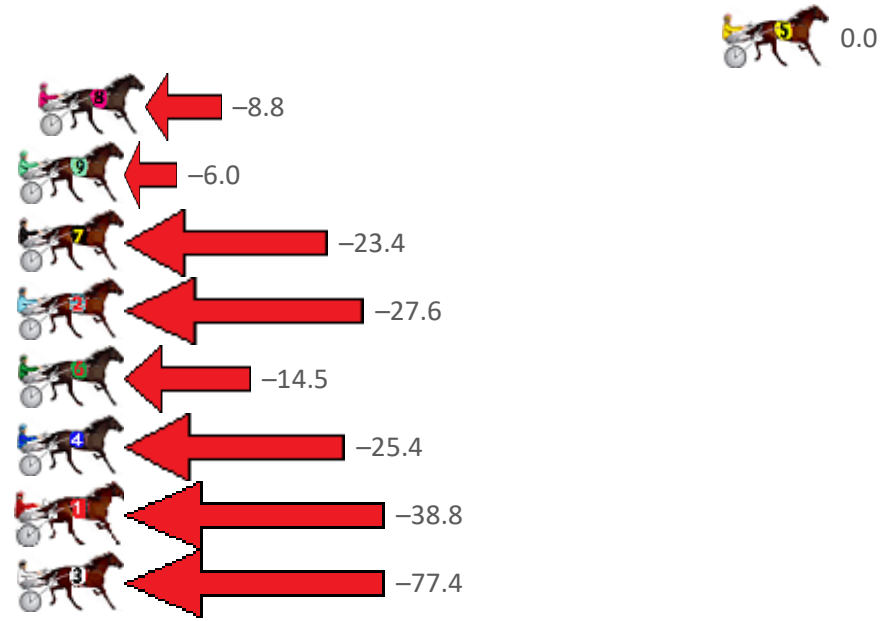
Redcliffe Race 7 Distance 1780m

Sunday, 4 July 2021

Gross Time: 2:11.30 MileRate: 1:58.70 LeadTime: 11.60s First Qtr: 29.70s Second Qtr: 30.80s Third Qtr: 29.20s Fourth Qtr: 30.00s

No Horse	Plc	Margin	Time	800Time (W)	400 Time (W)
5 MISTER DECORUM	1	0.0m	2:11.30	59.20s (0)	30.00s (0)
8 CALCULATED RISK	2	27.2m	2:13.44	59.85s (1)	29.70s (2)
9 PATCHWORK JET	3	28.8m	2:13.56	59.64s (1)	29.45s (1)
7 MISTER ROCKTOBER	4	37.6m	2:14.25	60.92s (0)	30.69s (0)
2 WRITEABOUTCHELSEA	5	41.6m	2:14.57	61.23s (1)	31.12s (1)
6 DUKE	6	41.7m	2:14.58	60.27s (1)	30.38s (2)
4 GAME KEEPER	7	44.6m	2:14.80	61.07s (0)	30.85s (0)
1 THE LAST STARFIRE	8	47.4m	2:15.02	62.06s (0)	31.73s (0)
3 TRACES OF TARA	9	87.0m	2:18.14	64.90s (1)	34.12s (1)

Finish Position and metres gained from 800m



Sectionals
Powered by

PJ HARNESS ANALYSER
HORSE REPORTS / RAW DATA

Version 3.05
Out Now!

All your sectional needs

Check us out at www.pjdata.com.au



The Racing Queensland Board (trading as Racing Queensland) and provider are not responsible for the completeness or accuracy of any of the information contained herein, and makes no representations about its suitability for any purpose.

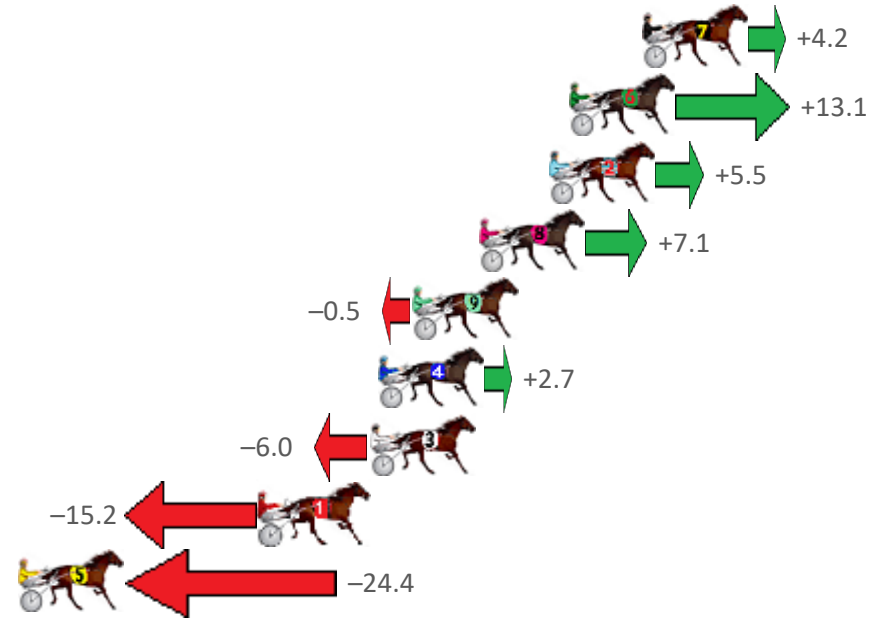
Redcliffe Race 8 Distance 1780m

Sunday, 4 July 2021

Gross Time: 2:14.30 MileRate: 2:01.40 LeadTime: 11.80s First Qtr: 31.50s Second Qtr: 31.00s Third Qtr: 29.40s Fourth Qtr: 30.60s

No	Horse	Plc	Margin	Time	800Time (W)	400 Time (W)
7	MOONLIGHT BUTCHER	1	0.0m	2:14.30	59.69s (0)	30.28s (0)
6	BUKTHSYSTEM	2	2.9m	2:14.53	59.02s (2)	30.46s (2)
2	FORGIVE ME	3	3.7m	2:14.60	59.59s (1)	30.18s (1)
8	MICHAELS DESIRE	4	6.5m	2:14.82	59.47s (1)	30.32s (2)
9	MELTON INSULTED	5	9.1m	2:15.03	60.04s (0)	30.65s (0)
4	VERMONT	6	10.5m	2:15.14	59.80s (0)	30.39s (0)
3	WHATA CHALLENGE	7	10.8m	2:15.16	60.45s (1)	31.10s (1)
1	WAVEDANCER	8	15.2m	2:15.52	61.13s (0)	31.74s (0)
5	DEADLY ROCKER	9	24.8m	2:16.29	61.82s (1)	32.49s (1)

Finish Position and metres gained from 800m



Sectionals
Powered by

PJ HARNESS ANALYSER Version 3.05 Out Now!
HORSE REPORTS / RAW DATA
 All your sectional needs Check us out at www.pjdata.com.au



The Racing Queensland Board (trading as Racing Queensland) and provider are not responsible for the completeness or accuracy of any of the information contained herein, and makes no representations about its suitability for any purpose.

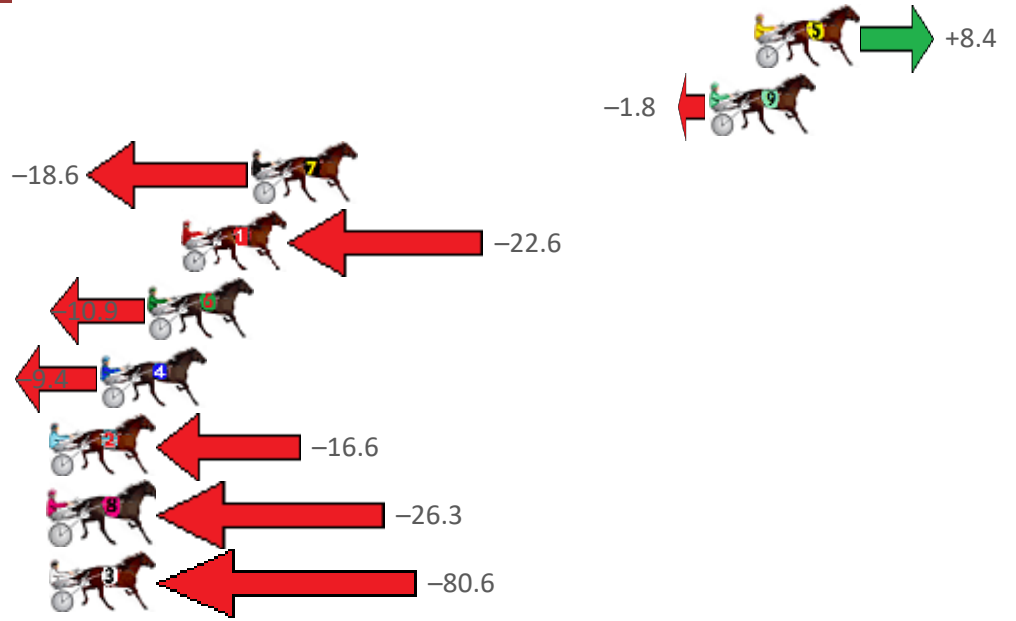
Redcliffe Race 9 Distance 1780m

Sunday, 4 July 2021

Gross Time: 2:14.10 MileRate: 2:01.20 LeadTime: 11.70s First Qtr: 30.00s Second Qtr: 30.30s Third Qtr: 30.00s Fourth Qtr: 32.10s

No Horse	Plc	Margin	Time	800Time (W)	400 Time (W)
5 ALLY PINK	1	0.0m	2:14.10	61.45s (2)	31.76s (1)
9 GUTS	2	1.8m	2:14.25	62.24s (1)	32.23s (0)
7 GINA TARANTELLA	3	20.0m	2:15.78	63.54s (2)	33.70s (1)
1 FREMARKSINDI	4	22.8m	2:16.01	63.84s (0)	33.04s (0)
6 MARTHAS VINEYARD	5	24.1m	2:16.12	62.94s (1)	32.73s (2)
4 DARTESIAN	6	26.0m	2:16.28	62.83s (0)	32.40s (2)
2 JOHNROD	7	28.8m	2:16.51	63.38s (0)	32.72s (0)
8 DONTCH SEE IT	8	31.1m	2:16.71	64.13s (0)	33.42s (1)
3 ARTISTIC HUMMA	9	85.0m	2:21.22	68.32s (1)	37.18s (1)

Finish Position and metres gained from 800m



Sectionals
Powered by

PJ HARNESS ANALYSER Version 3.05
HORSE REPORTS / RAW DATA Out Now!

All your sectional needs

Check us out at www.pjdata.com.au



The Racing Queensland Board (trading as Racing Queensland) and provider are not responsible for the completeness or accuracy of any of the information contained herein, and makes no representations about its suitability for any purpose.

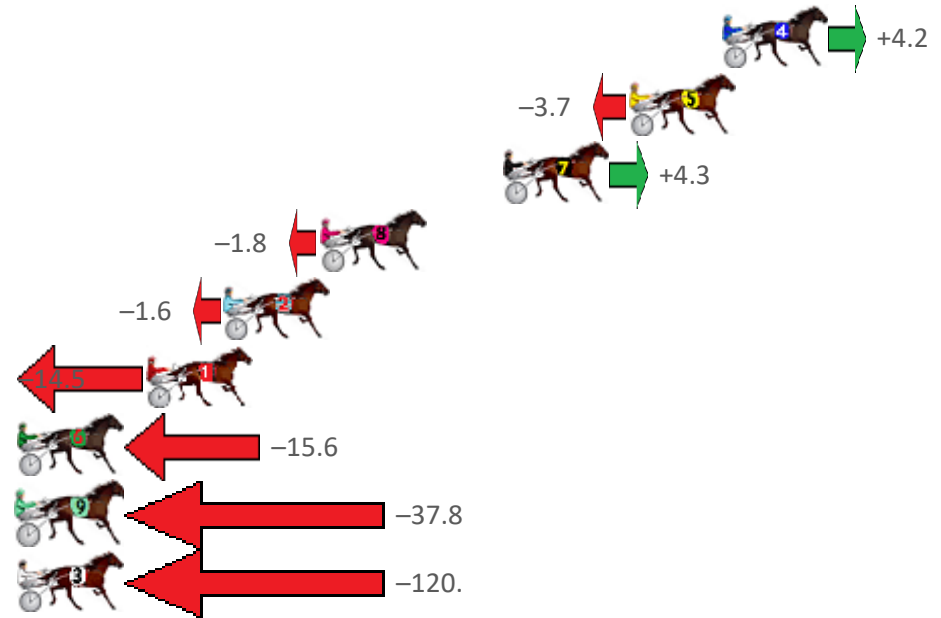
Redcliffe Race 10 Distance 1780m

Sunday, 4 July 2021

Gross Time: 2:14.40 MileRate: 2:01.50 LeadTime: 11.60s First Qtr: 28.80s Second Qtr: 32.50s Third Qtr: 30.00s Fourth Qtr: 31.50s

No Horse	Plc	Margin	Time	800Time (W)	400 Time (W)
4 JOY TO ALL	1	0.0m	2:14.40	61.18s (0)	31.16s (0)
5 OUR DOLLY	2	3.7m	2:14.70	61.78s (0)	31.79s (0)
7 HIGHMORALGROUND	3	8.7m	2:15.12	61.17s (0)	31.46s (0)
8 JET FORCE	4	16.0m	2:15.72	61.64s (2)	32.02s (2)
2 SWEET SCOOT	5	19.8m	2:16.03	61.62s (0)	31.75s (0)
1 CARIBBEAN BABY	6	22.9m	2:16.28	62.61s (0)	32.53s (1)
6 THREE MACHS	7	35.2m	2:17.30	62.69s (1)	33.27s (3)
9 TANCALTRA LIS	8	40.2m	2:17.71	64.39s (1)	34.21s (1)
3 CRIKEY CAM	9	131.0m	2:25.18	70.69s (1)	40.29s (1)

Finish Position and metres gained from 800m



Sectionals
Powered by

PJ HARNESS ANALYSER Version 3.05 Out Now!
HORSE REPORTS / RAW DATA
 All your sectional needs Check us out at www.pjdata.com.au



The Racing Queensland Board (trading as Racing Queensland) and provider are not responsible for the completeness or accuracy of any of the information contained herein, and makes no representations about its suitability for any purpose.