

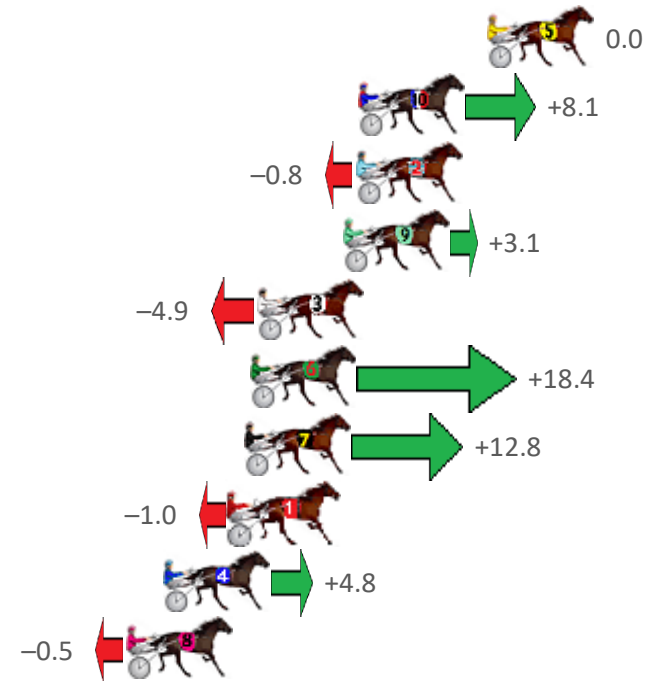
Albion Park Race 1 Distance 1660m

Saturday, 17 July 2021

Gross Time: 1:56.00 MileRate: 1:52.50 LeadTime: 3.60s First Qtr: 27.70s Second Qtr: 28.90s Third Qtr: 27.80s Fourth Qtr: 28.00s

NoHorse	Plc	Margin	Time	800Time (W)	400 Time (W)
5 MAYWYNS BEST	1	0.0m	1:56.00	55.80s (0)	28.00s (0)
10 OUR UNCLE SAM	2	5.1m	1:56.38	55.24s (1)	27.34s (2)
2 FEELINGFORARAINBOW	3	5.2m	1:56.38	55.86s (0)	28.04s (0)
9 KASH US BACK	4	5.7m	1:56.42	55.58s (1)	27.69s (1)
3 SMOOTH SAILOR	5	9.1m	1:56.67	56.14s (1)	28.24s (1)
6 CRIME WRITER	6	9.4m	1:56.69	54.52s (1)	27.19s (2)
7 CARDLESFROMHEAVEN	7	9.6m	1:56.71	54.91s (1)	27.30s (1)
1 SAM IS PERFECTION	8	10.2m	1:56.75	55.87s (0)	28.04s (0)
4 ESCALERA	9	12.8m	1:56.94	55.47s (1)	27.86s (1)
8 ROCKNROLL ICON	10	14.3m	1:57.05	55.83s (0)	27.98s (0)

Finish Position and metres gained from 800m



Sectionals
Powered by

PJ HARNESS ANALYSER Version 3.05 Out Now!
HORSE REPORTS / RAW DATA
 All your sectional needs Check us out at www.pjdata.com.au



The Racing Queensland Board (trading as Racing Queensland) and provider are not responsible for the completeness or accuracy of any of the information contained herein, and makes no representations about its suitability for any purpose.

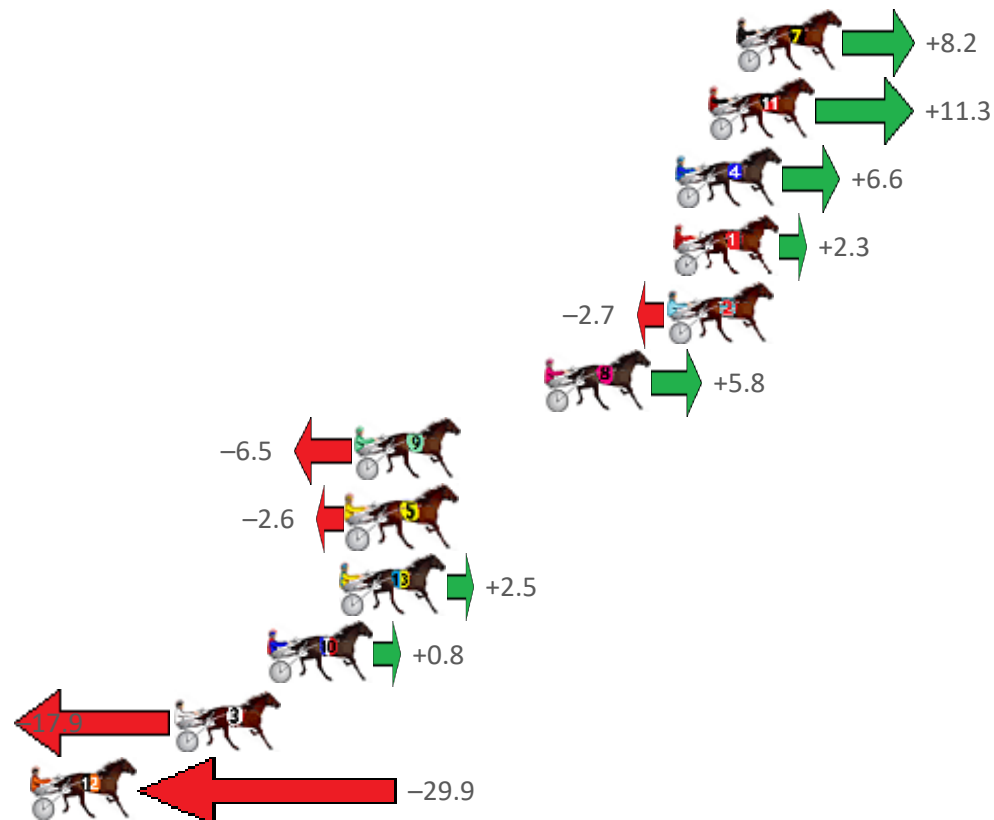
Albion Park Race 2 Distance 2138m

Saturday, 17 July 2021

Gross Time: 2:32.10 MileRate: 1:54.50 LeadTime: 35.40s First Qtr: 30.80s Second Qtr: 29.90s Third Qtr: 28.50s Fourth Qtr: 27.50s

NoHorse	Plc	Margin	Time	800Time (W)	400 Time (W)
7 AMERICAN DEALER	1	0.0m	2:32.10	55.43s (2)	27.14s (2)
11 CAPTAIN CRUSADER	2	1.1m	2:32.18	55.21s (2)	26.93s (2)
4 BETTOR CALL ME	3	2.4m	2:32.27	55.54s (0)	27.06s (0)
1 DELIGHTFUL DUDE	4	2.5m	2:32.28	55.84s (0)	27.36s (0)
2 BAR ROOM BANTA	5	2.7m	2:32.30	56.19s (0)	27.68s (0)
8 WATTS UP SUNSHINE	6	7.6m	2:32.65	55.60s (0)	27.12s (0)
9 UNCLE SHANK	7	15.1m	2:33.19	56.45s (1)	27.85s (1)
5 BONDI LOCKDOWN	8	15.4m	2:33.21	56.18s (1)	27.58s (1)
13 HE AINT FAKIN	9	15.7m	2:33.24	55.83s (0)	27.36s (0)
10 CHAMONIX	10	18.6m	2:33.45	55.94s (1)	27.36s (2)
3 BIG WHEELS	11	22.3m	2:33.71	57.25s (1)	28.66s (1)
12 HEMSWORTH	12	46.5m	2:35.46	58.08s (2)	29.69s (2)

Finish Position and metres gained from 800m



Sectionals
Powered by

PJ HARNESS ANALYSER Version 3.05 Out Now!
HORSE REPORTS / RAW DATA
 All your sectional needs Check us out at www.pjdata.com.au



The Racing Queensland Board (trading as Racing Queensland) and provider are not responsible for the completeness or accuracy of any of the information contained herein, and makes no representations about its suitability for any purpose.

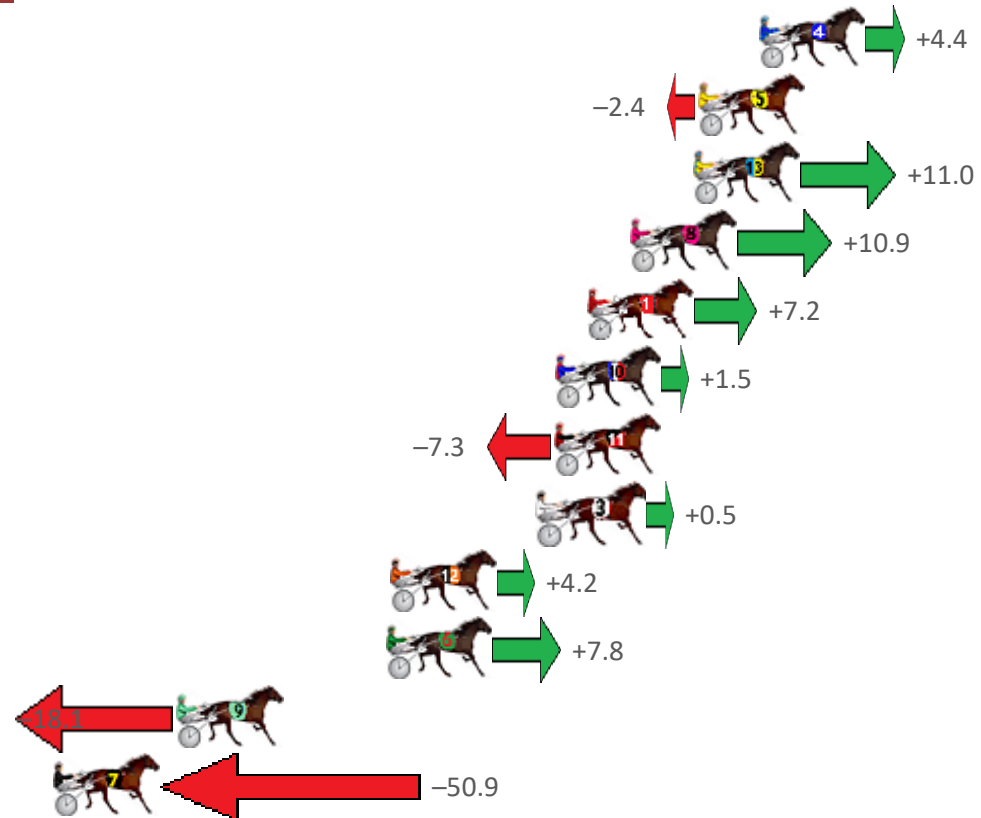
Albion Park Race 3 Distance 2138m

Saturday, 17 July 2021

Gross Time: 2:33.90 MileRate: 1:55.90 LeadTime: 37.30s First Qtr: 30.50s Second Qtr: 29.20s Third Qtr: 28.20s Fourth Qtr: 28.70s

NoHorse	Plc	Margin	Time	800Time (W)	400 Time (W)
4 SPORTY DANCER	1	0.0m	2:33.90	56.59s (0)	28.40s (0)
5 TALENT TO SPARE	2	2.4m	2:34.08	57.07s (0)	28.87s (0)
13 SOHO BROADWAY	3	2.6m	2:34.10	56.12s (2)	27.82s (4)
8 MOMENTSLIKETHESE	4	5.1m	2:34.28	56.13s (1)	27.57s (3)
1 MULLUM FLO	5	6.8m	2:34.41	56.39s (0)	28.19s (0)
10 JASPER	6	8.1m	2:34.51	56.79s (1)	28.29s (2)
11 SHES MISS DEVINE	7	8.1m	2:34.51	57.42s (1)	29.06s (1)
3 NINA SIMONE	8	8.7m	2:34.56	56.86s (0)	28.66s (0)
12 DANCINTOTHEBEAT	9	14.6m	2:35.00	56.60s (0)	28.29s (0)
6 IAMAJOYRIDE	10	14.8m	2:35.02	56.35s (1)	28.49s (1)
9 AUNTY BELLA	11	23.1m	2:35.64	58.18s (1)	29.68s (1)
7 EVA MATEO	12	60.3m	2:38.44	60.50s (2)	31.80s (3)

Finish Position and metres gained from 800m



Sectionals
Powered by

PJ HARNESS ANALYSER
HORSE REPORTS / RAW DATA

Version 3.05
Out Now!

All your sectional needs

Check us out at www.pjdata.com.au



The Racing Queensland Board (trading as Racing Queensland) and provider are not responsible for the completeness or accuracy of any of the information contained herein, and makes no representations about its suitability for any purpose.


Albion Park Race 4 Distance 2647m

Saturday, 17 July 2021

Gross Time: 3:20.00 MileRate: 2:00.70 LeadTime: 80.30s First Qtr: 30.70s Second Qtr: 30.40s Third Qtr: 29.30s Fourth Qtr: 29.30s

NoHorse	Plc	Margin	Time	800Time (W)	400 Time (W)
13 PINK GALAHS	1	0.0m	3:20.00	58.08s (2)	29.30s (2)
12 HUMBLE LADD	2	6.9m	3:20.53	58.75s (0)	29.22s (2)
14 OUR OVERANOVA	3	25.1m	3:21.93	60.37s (1)	30.84s (1)
1 GODOFTHUNDER	4	25.5m	3:21.96	59.74s (0)	30.17s (0)
15 MAJESTIC SIMON	5	26.2m	3:22.01	60.51s (0)	30.95s (0)
9 RED CASTLETON	6	28.4m	3:22.18	60.23s (1)	30.45s (1)
7 SIR FAHRENHEIT	7	31.2m	3:22.40	59.75s (1)	30.14s (2)
6 KINGDOM COME	8	33.0m	3:22.54	59.58s (0)	29.93s (2)
4 FATHER CHRISTMAS	9	41.8m	3:23.21	60.20s (1)	30.68s (3)
2 IL PIRATA	10	44.0m	3:23.38	60.74s (0)	31.11s (0)
8 MORE SHADES OF GOL	11	45.8m	3:23.52	61.16s (1)	31.24s (1)
10 NORTHERN MUSCLE	12	49.7m	3:23.82	62.00s (2)	31.84s (2)
11 GOLD CHAIN	13	84.1m	3:26.46	63.90s (2)	34.71s (3)

Finish Position and metres gained from 800m



Sectionals
Powered by

PJ HARNESS ANALYSER Version 3.05 Out Now!
HORSE REPORTS / RAW DATA
 All your sectional needs Check us out at www.pjdata.com.au



The Racing Queensland Board (trading as Racing Queensland) and provider are not responsible for the completeness or accuracy of any of the information contained herein, and makes no representations about its suitability for any purpose.


Albion Park Race 5 Distance 2138m

Saturday, 17 July 2021

Gross Time: 2:33.10 MileRate: 1:55.30 LeadTime: 37.70s First Qtr: 29.80s Second Qtr: 29.50s Third Qtr: 28.90s Fourth Qtr: 27.20s

NoHorse	Plc	Margin	Time	800Time (W)	400 Time (W)
5 SPIRIT OF ST LOUIS	1	0.0m	2:33.10	55.56s (1)	26.78s (1)
8 BUNDORAN	2	1.2m	2:33.19	55.57s (0)	26.69s (0)
2 BLACKSADANCE	3	2.0m	2:33.24	56.24s (0)	27.34s (0)
1 ADAM CROCKER	4	5.2m	2:33.47	56.16s (0)	27.24s (0)
4 MACH DA VINCI	5	5.5m	2:33.49	55.35s (1)	26.52s (1)
6 BLACK HAWK JOE	6	6.0m	2:33.53	55.32s (0)	26.44s (0)
11 BOMBADIER JUJON	7	9.2m	2:33.76	55.84s (0)	26.94s (0)
7 ITALIAN LAD	8	9.8m	2:33.80	55.95s (1)	27.09s (1)
12 SEND IT	9	12.0m	2:33.96	54.89s (1)	26.65s (2)
9 CRAZY SHIPPO	10	18.1m	2:34.40	55.60s (1)	26.98s (0)
13 FOND MEMORIES	11	22.8m	2:34.73	55.33s (1)	27.09s (2)
3 WILL THE WIZARD	12	24.8m	2:34.88	56.36s (1)	27.47s (1)

Finish Position and metres gained from 800m



Sectionals
Powered by

PJ HARNESS ANALYSER Version 3.05 Out Now!
HORSE REPORTS / RAW DATA
 All your sectional needs Check us out at www.pjdata.com.au



The Racing Queensland Board (trading as Racing Queensland) and provider are not responsible for the completeness or accuracy of any of the information contained herein, and makes no representations about its suitability for any purpose.

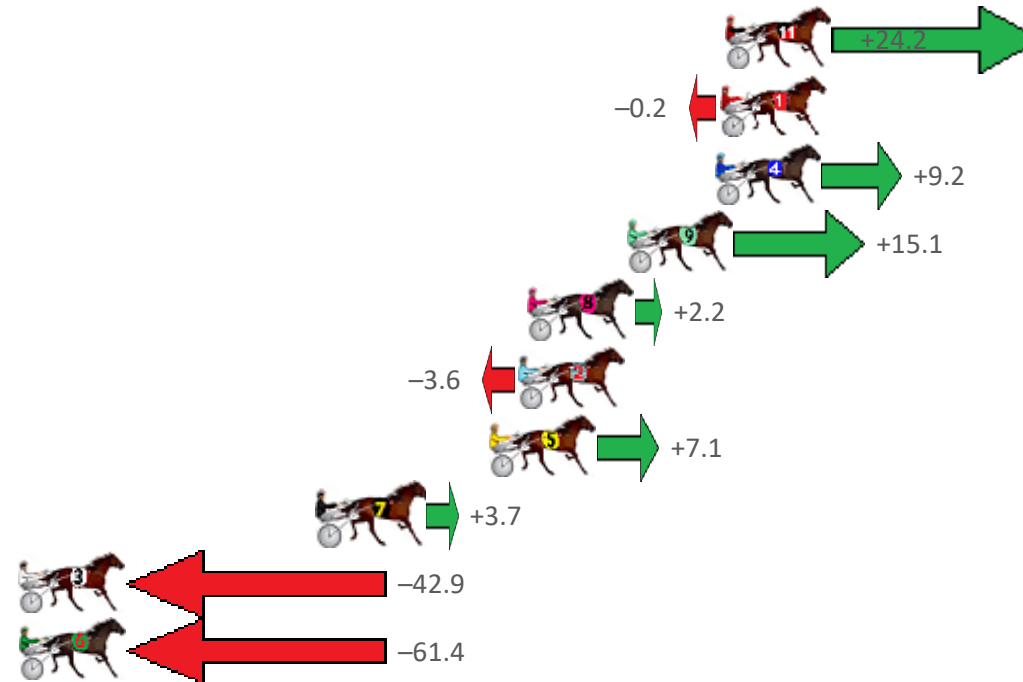
Albion Park Race 6 Distance 1660m

Saturday, 17 July 2021

Gross Time: 1:56.10 MileRate: 1:52.50 LeadTime: 3.60s First Qtr: 26.30s Second Qtr: 29.50s Third Qtr: 27.80s Fourth Qtr: 28.90s

NoHorse	Plc	Margin	Time	800Time (W)	400 Time (W)
11 JERADAS DELIGHT	1	0.0m	1:56.10	54.99s (1)	27.95s (4)
1 SPELLBOUND	2	0.2m	1:56.12	56.71s (0)	28.91s (0)
4 AMAZING DREAM	3	0.4m	1:56.13	56.05s (1)	28.47s (1)
9 BETTOR ENFORCE	4	3.9m	1:56.40	55.64s (1)	28.07s (0)
8 THE STUNNING NUN	5	7.8m	1:56.69	56.54s (0)	28.73s (0)
2 FAME ASSURED	6	8.2m	1:56.72	56.95s (0)	29.10s (0)
5 IOLANTA	7	9.3m	1:56.81	56.20s (0)	28.50s (2)
7 OUR PRINCESS TIFFANY	8	16.1m	1:57.32	56.44s (2)	29.25s (3)
3 PELOSI	9	57.1m	2:00.43	59.72s (1)	31.67s (3)
6 SCARLET BABE	10	66.2m	2:01.12	61.03s (1)	32.87s (1)

Finish Position and metres gained from 800m



Sectionals
Powered by

PJ

HARNESS ANALYSER

HORSE REPORTS / RAW DATA

All your sectional needs

Check us out at www.pjdata.com.au

Version 3.05
Out Now!

The Racing Queensland Board (trading as Racing Queensland) and provider are not responsible for the completeness or accuracy of any of the information contained herein, and makes no representations about its suitability for any purpose.

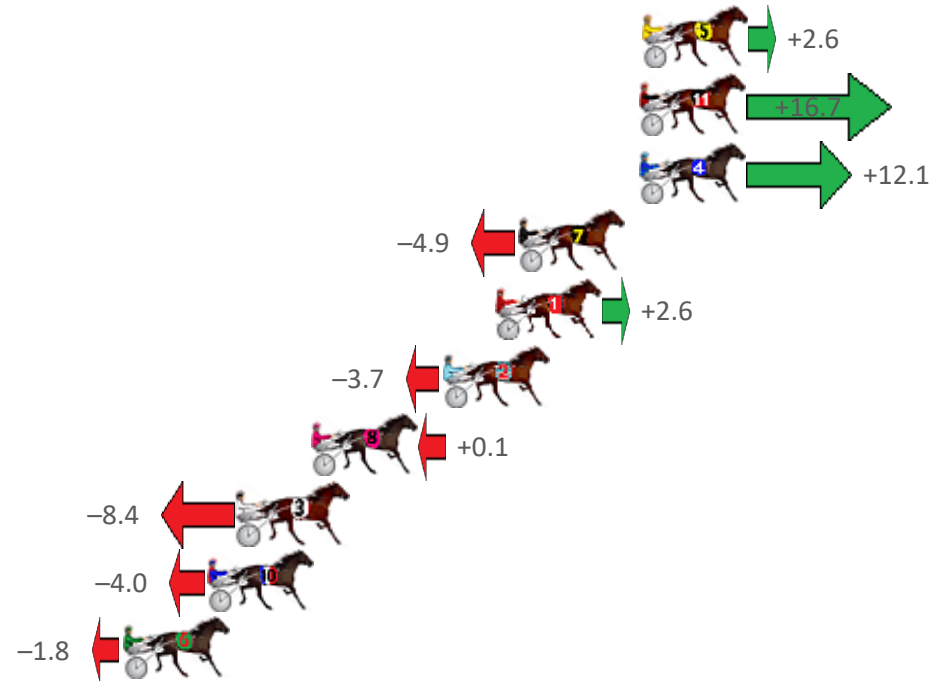
Albion Park Race 7 Distance 1660m

Saturday, 17 July 2021

Gross Time: 1:55.90 MileRate: 1:52.40 LeadTime: 3.40s First Qtr: 27.50s Second Qtr: 28.90s Third Qtr: 28.50s Fourth Qtr: 27.60s

NoHorse	Plc	Margin	Time	800Time (W)	400 Time (W)
5 COPY THAT	1	0.0m	1:55.90	55.92s (1)	27.37s (1)
11 KING OF SWING	2	0.1m	1:55.91	54.94s (1)	26.88s (2)
4 ROCKIN MARTY	3	0.1m	1:55.91	55.26s (1)	26.67s (1)
7 TURN IT UP	4	4.9m	1:56.26	56.44s (0)	27.94s (0)
1 BRIGHT ENERGY	5	5.8m	1:56.32	55.92s (0)	27.38s (0)
2 CRUNCH TIME	6	7.9m	1:56.47	56.36s (0)	27.84s (0)
8 ELLMERS IMAGE	7	13.1m	1:56.85	56.09s (0)	27.52s (0)
3 ALTA ORLANDO	8	16.0m	1:57.06	56.69s (1)	28.05s (1)
10 COLT THIRTY ONE	9	17.2m	1:57.15	56.38s (2)	27.67s (2)
6 UNCLE JORD	10	20.6m	1:57.40	56.23s (0)	27.76s (1)

Finish Position and metres gained from 800m



Sectionals
Powered by

PJ HARNESS ANALYSER Version 3.05 Out Now!
HORSE REPORTS / RAW DATA
 All your sectional needs Check us out at www.pjdata.com.au



The Racing Queensland Board (trading as Racing Queensland) and provider are not responsible for the completeness or accuracy of any of the information contained herein, and makes no representations about its suitability for any purpose.

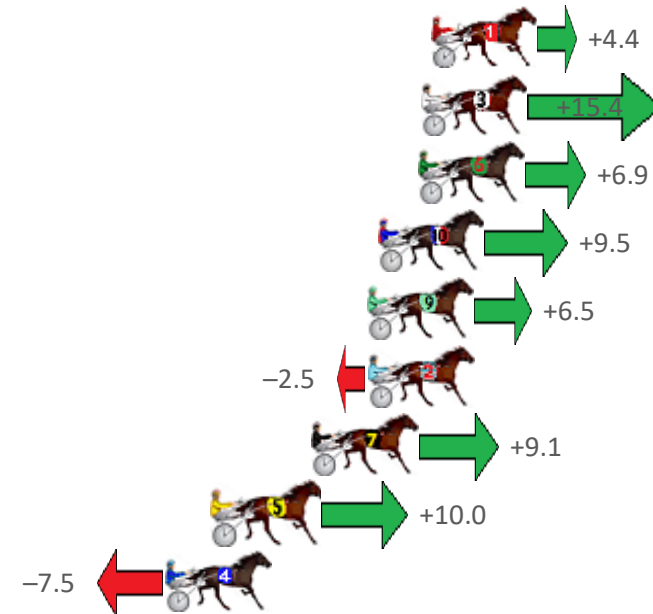
Albion Park Race 8 Distance 1660m

Saturday, 17 July 2021

Gross Time: 1:59.50 MileRate: 1:55.90 LeadTime: 3.50s First Qtr: 29.10s Second Qtr: 29.70s Third Qtr: 28.90s Fourth Qtr: 28.30s

NoHorse	Plc	Margin	Time	800Time (W)	400 Time (W)
1 NOWHERE CREEK	1	0.0m	1:59.50	56.89s (0)	27.99s (0)
3 BLUE MOON RISING	2	0.4m	1:59.53	56.11s (1)	27.13s (2)
6 OHOKA CHOPPER	3	0.5m	1:59.54	56.71s (1)	27.73s (2)
10 DOUBLE OR NOTHING	4	2.1m	1:59.66	56.52s (1)	27.56s (3)
9 GOOD AS IT GETS	5	2.5m	1:59.69	56.74s (0)	27.86s (0)
2 ROCK FISHERMAN	6	2.5m	1:59.69	57.38s (0)	28.48s (0)
7 OUR LADY LARA	7	4.7m	1:59.85	56.55s (0)	27.74s (1)
5 SPORTY AZZ	8	8.6m	2:00.14	56.49s (0)	27.72s (0)
4 HELGART	9	10.5m	2:00.28	57.73s (1)	28.73s (1)

Finish Position and metres gained from 800m



Sectionals
Powered by

PJ HARNESS ANALYSER Version 3.05 Out Now!
HORSE REPORTS / RAW DATA
 All your sectional needs Check us out at www.pjdata.com.au



The Racing Queensland Board (trading as Racing Queensland) and provider are not responsible for the completeness or accuracy of any of the information contained herein, and makes no representations about its suitability for any purpose.

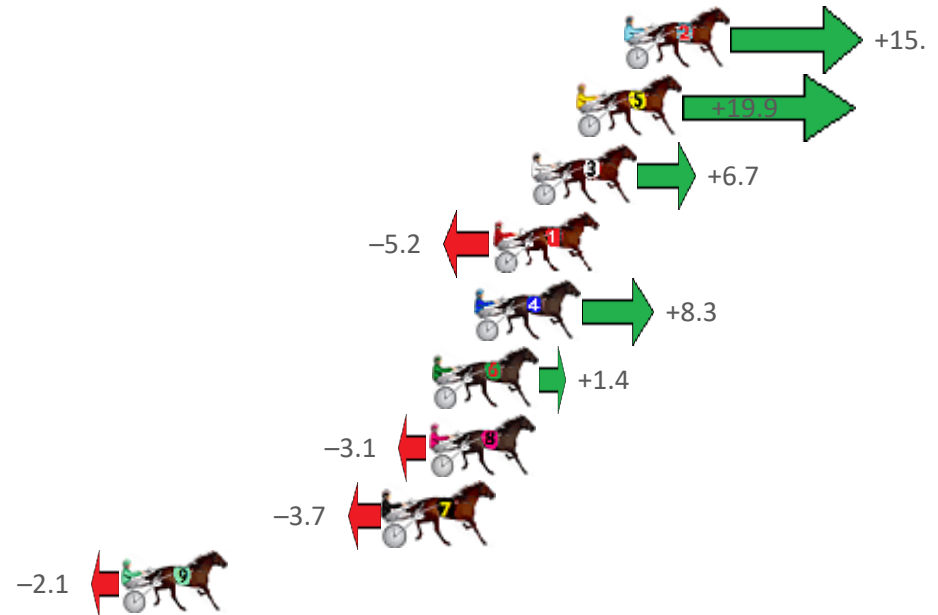
Albion Park Race 9 Distance 2138m

Saturday, 17 July 2021

Gross Time: 2:35.20 MileRate: 1:56.90 LeadTime: 38.00s First Qtr: 30.80s Second Qtr: 30.20s Third Qtr: 27.80s Fourth Qtr: 28.40s

NoHorse	Plc	Margin	Time	800Time (W)	400 Time (W)
2 MY ULTIMATE STAR	1	0.0m	2:35.20	55.14s (1)	27.69s (1)
5 MAKE MINE HEAVEN	2	1.9m	2:35.34	54.81s (1)	27.39s (1)
3 THE CROUPIER	3	3.7m	2:35.48	55.73s (1)	28.25s (1)
1 ROCKNROLL CLASSIC	4	5.2m	2:35.59	56.56s (0)	28.77s (0)
4 THE ANNOUNCER	5	5.9m	2:35.64	55.62s (0)	27.81s (0)
6 ITZAMAJOR SURPRISE	6	7.6m	2:35.77	56.10s (0)	28.32s (0)
8 AQUA MISS	7	7.7m	2:35.77	56.42s (0)	28.63s (0)
7 RANGER BOMB	8	9.5m	2:35.91	56.46s (1)	28.96s (1)
9 NURBURGRING	9	19.9m	2:36.68	56.35s (2)	28.60s (2)

Finish Position and metres gained from 800m



Sectionals
Powered by

PJ HARNESS ANALYSER Version 3.05 Out Now!
HORSE REPORTS / RAW DATA
 All your sectional needs Check us out at www.pjdata.com.au



The Racing Queensland Board (trading as Racing Queensland) and provider are not responsible for the completeness or accuracy of any of the information contained herein, and makes no representations about its suitability for any purpose.

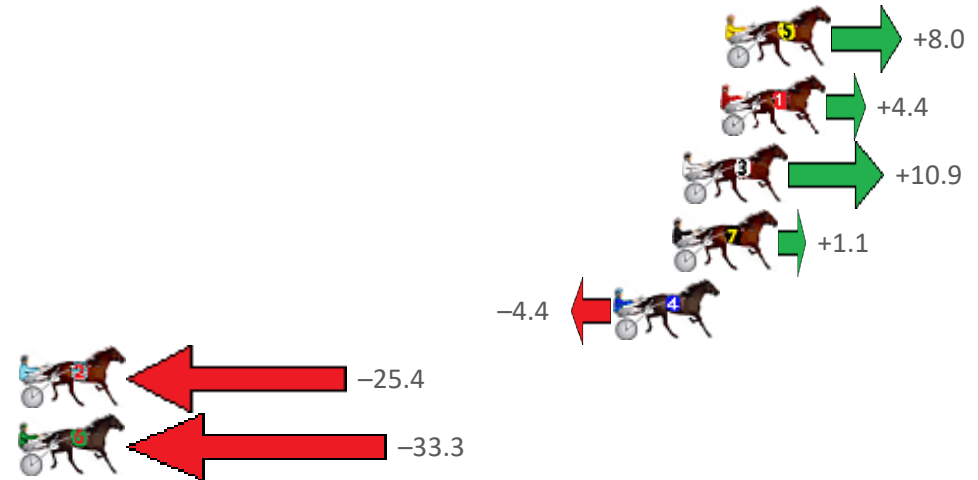
Albion Park Race 10 Distance 1660m

Saturday, 17 July 2021

Gross Time: 2:00.00 MileRate: 1:56.40 LeadTime: 3.50s First Qtr: 28.80s Second Qtr: 30.20s Third Qtr: 28.90s Fourth Qtr: 28.60s

NoHorse	Plc	Margin	Time	800Time (W)	400 Time (W)
5 MY ULTIMATE BAXTER	1	0.0m	2:00.00	56.93s (1)	28.06s (1)
1 CAT KING COLE	2	0.2m	2:00.02	57.19s (0)	28.29s (0)
3 AWAYWEGO	3	1.7m	2:00.13	56.72s (1)	27.85s (1)
7 DANGERZONE	4	2.1m	2:00.16	57.42s (1)	28.52s (1)
4 FUTURE ASSURED	5	4.4m	2:00.33	57.81s (0)	28.91s (0)
2 GOTTA GO MILKING	6	36.8m	2:02.76	59.32s (0)	30.25s (0)
6 MISTY CREEK	7	37.3m	2:02.80	59.88s (2)	29.70s (1)

Finish Position and metres gained from 800m



Sectionals
Powered by

PJ HARNESS ANALYSER Version 3.05 Out Now!
HORSE REPORTS / RAW DATA
 All your sectional needs Check us out at www.pjdata.com.au



The Racing Queensland Board (trading as Racing Queensland) and provider are not responsible for the completeness or accuracy of any of the information contained herein, and makes no representations about its suitability for any purpose.