

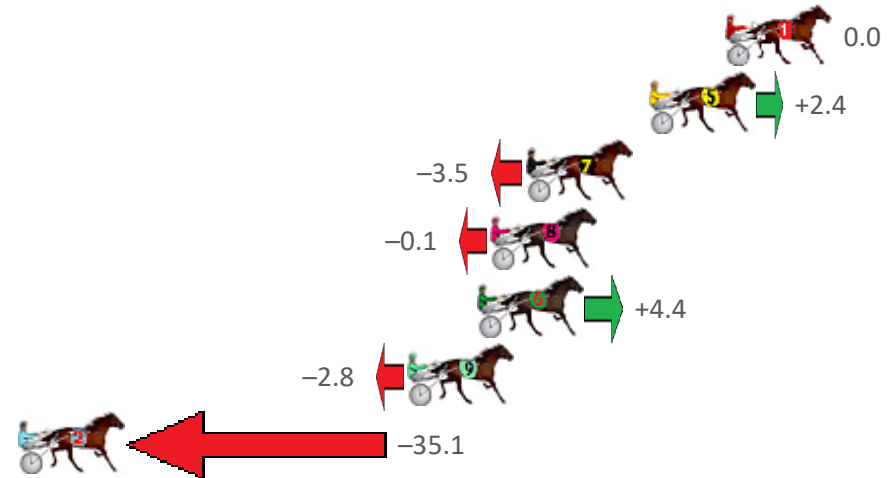
# Redcliffe Race 1 Distance 1780m

Monday, 9 August 2021

Gross Time: 2:10.90 MileRate: 1:58.30 LeadTime: 11.90s First Qtr: 30.30s Second Qtr: 30.30s Third Qtr: 29.30s Fourth Qtr: 29.10s

| NoHorse           | Plc | Margin | Time    | 800Time (W) | 400 Time (W) |
|-------------------|-----|--------|---------|-------------|--------------|
| 1 LORIMER LADY    | 1   | 0.0m   | 2:10.90 | 58.40s (0)  | 29.10s (0)   |
| 5 NO CONFESSION   | 2   | 3.0m   | 2:11.13 | 58.23s (1)  | 28.71s (2)   |
| 7 HOT EMBERS      | 3   | 7.9m   | 2:11.50 | 58.65s (0)  | 29.37s (0)   |
| 8 HUNZA VALLEY    | 4   | 9.3m   | 2:11.61 | 58.41s (0)  | 29.12s (0)   |
| 6 OUR RIDGY DIDGE | 5   | 9.8m   | 2:11.65 | 58.08s (1)  | 28.88s (2)   |
| 9 MY SECRET BEACH | 6   | 12.6m  | 2:11.86 | 58.60s (1)  | 29.14s (1)   |
| 2 GANGBUSTER      | 7   | 36.3m  | 2:13.67 | 60.95s (1)  | 31.35s (1)   |

Finish Position and metres gained from 800m



Sectionals  
Powered by

**PJ HARNESS ANALYSER**

**AUGUST IS GIVEAWAY MONTH**

3 x Software and Subscriptions up for grabs

ENTER  
TO  
WIN

www.pjdata.com.au

The Racing Queensland Board (trading as Racing Queensland) and provider are not responsible for the completeness or accuracy of any of the information contained herein, and makes no representations about its suitability for any purpose.

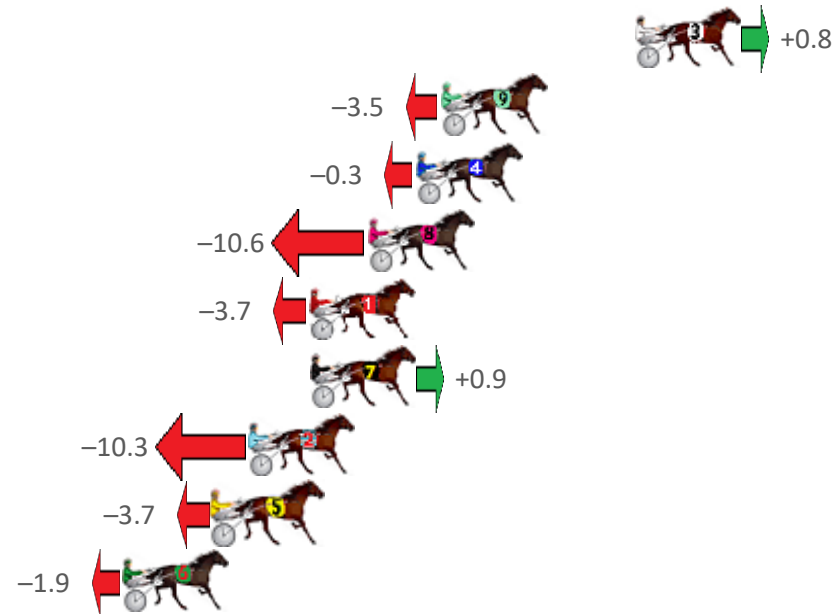
# Redcliffe Race 2 Distance 1780m

Monday, 9 August 2021

Gross Time: 2:13.50 MileRate: 2:00.70 LeadTime: 11.80s First Qtr: 30.00s Second Qtr: 32.80s Third Qtr: 29.50s Fourth Qtr: 29.40s

| NoHorse              | Plc | Margin | Time    | 800Time (W) | 400 Time (W) |
|----------------------|-----|--------|---------|-------------|--------------|
| 3 PRINCE JOY         | 1   | 0.0m   | 2:13.50 | 58.84s (0)  | 29.40s (0)   |
| 9 AUNTY FRANCES      | 2   | 7.7m   | 2:14.09 | 59.16s (1)  | 29.51s (2)   |
| 4 PIN CODE           | 3   | 8.7m   | 2:14.17 | 58.92s (1)  | 29.25s (2)   |
| 8 ROLLONX            | 4   | 10.6m  | 2:14.32 | 59.68s (1)  | 29.98s (1)   |
| 1 NOLONGA YOUR CHOIC | 5   | 12.9m  | 2:14.49 | 59.17s (0)  | 29.55s (0)   |
| 7 ROYAL PRINCESS     | 5   | 12.9m  | 2:14.49 | 58.83s (0)  | 29.23s (0)   |
| 2 ONYAJANS           | 7   | 15.3m  | 2:14.68 | 59.65s (0)  | 30.05s (0)   |
| 5 HOLLYWOOD ROOKI    | 8   | 16.7m  | 2:14.79 | 59.17s (1)  | 29.50s (1)   |
| 6 JILLIBY GIZMO      | 9   | 20.3m  | 2:15.06 | 59.04s (0)  | 29.44s (0)   |

Finish Position and metres gained from 800m



Sectionals  
Powered by

**PJ HARNESS ANALYSER**

**AUGUST IS GIVEAWAY MONTH**

3 x Software and Subscriptions up for grabs

ENTER  
TO  
WIN

www.pjdata.com.au

The Racing Queensland Board (trading as Racing Queensland) and provider are not responsible for the completeness or accuracy of any of the information contained herein, and makes no representations about its suitability for any purpose.


# Redcliffe Race 3 Distance 1780m

Monday, 9 August 2021

Gross Time: 2:13.30 MileRate: 2:00.50 LeadTime: 11.80s First Qtr: 31.30s Second Qtr: 31.40s Third Qtr: 29.80s Fourth Qtr: 29.00s

| NoHorse             | Plc | Margin | Time    | 800Time (W) | 400 Time (W) |
|---------------------|-----|--------|---------|-------------|--------------|
| 7 MONTANA FLASH     | 1   | 0.0m   | 2:13.30 | 58.48s (0)  | 28.71s (0)   |
| 4 BRILLIANT ART     | 2   | 0.5m   | 2:13.34 | 58.81s (1)  | 29.01s (1)   |
| 9 PACIFIC COIN      | 3   | 1.7m   | 2:13.43 | 57.93s (1)  | 28.16s (2)   |
| 1 BETTOR WATCH HIM  | 4   | 2.7m   | 2:13.51 | 59.00s (0)  | 29.19s (0)   |
| 5 OLIVER WINKLE     | 5   | 4.8m   | 2:13.67 | 57.82s (1)  | 28.03s (2)   |
| 8 ROGER THAT        | 6   | 6.5m   | 2:13.79 | 58.65s (0)  | 28.85s (0)   |
| 2 CLARENDEN DAZZLER | 7   | 9.2m   | 2:14.00 | 59.14s (1)  | 29.50s (2)   |
| 6 MAJOR TRALEE      | 8   | 10.1m  | 2:14.07 | 58.59s (0)  | 28.78s (0)   |
| 3 LORD DENZEL       | 9   | 30.7m  | 2:15.64 | 60.36s (1)  | 30.49s (1)   |

Finish Position and metres gained from 800m



Sectionals  
Powered by

**PJ HARNESS ANALYSER**

**AUGUST IS GIVEAWAY MONTH**

3 x Software and Subscriptions up for grabs

[www.pjdata.com.au](http://www.pjdata.com.au)

ENTER  
TO  
WIN

The Racing Queensland Board (trading as Racing Queensland) and provider are not responsible for the completeness or accuracy of any of the information contained herein, and makes no representations about its suitability for any purpose.

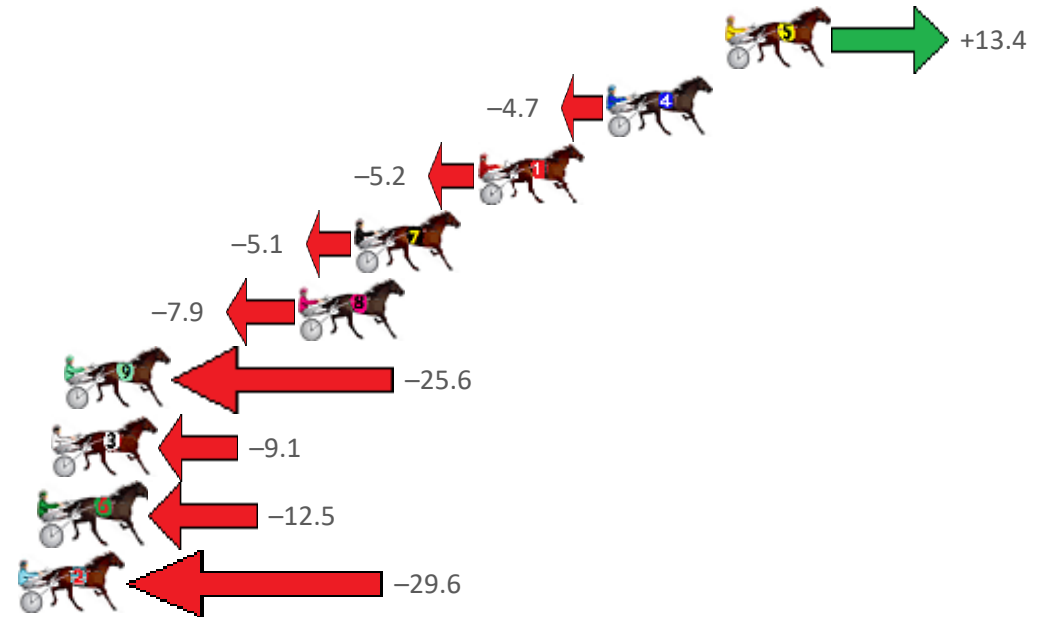
# Redcliffe Race 4 Distance 1780m

Monday, 9 August 2021

Gross Time: 2:13.00 MileRate: 2:00.30 LeadTime: 11.50s First Qtr: 31.20s Second Qtr: 31.50s Third Qtr: 29.30s Fourth Qtr: 29.50s

| NoHorse             | Plc | Margin | Time    | 800Time (W) | 400 Time (W) |
|---------------------|-----|--------|---------|-------------|--------------|
| 5 MOONLIGHT BUTCHER | 1   | 0.0m   | 2:13.00 | 57.82s (1)  | 28.53s (3)   |
| 4 RISKY BUZINESS    | 2   | 4.7m   | 2:13.36 | 59.14s (0)  | 29.84s (0)   |
| 1 LITTLE ARROWS     | 3   | 9.8m   | 2:13.76 | 59.18s (0)  | 29.82s (0)   |
| 7 LAZY BLAZE        | 4   | 14.7m  | 2:14.14 | 59.17s (0)  | 29.77s (0)   |
| 8 TACTFILLY MAGIC   | 5   | 16.9m  | 2:14.31 | 59.38s (1)  | 30.05s (2)   |
| 9 MISTER DECORUM    | 6   | 26.2m  | 2:15.03 | 60.67s (1)  | 31.04s (1)   |
| 3 PURPLE SHADES     | 7   | 26.7m  | 2:15.06 | 59.47s (1)  | 30.20s (1)   |
| 6 MONTANA MYSTIQUE  | 8   | 27.1m  | 2:15.10 | 59.71s (0)  | 30.26s (0)   |
| 2 MANOFLISA         | 9   | 34.4m  | 2:15.66 | 60.96s (1)  | 31.23s (1)   |

Finish Position and metres gained from 800m



Sectionals  
Powered by

**PJ HARNESS ANALYSER**  
AUGUST IS GIVEAWAY MONTH  
3 x Software and Subscriptions up for grabs  
ENTER TO WIN  
www.pjdata.com.au  
PJ Data  
Facebook icon

The Racing Queensland Board (trading as Racing Queensland) and provider are not responsible for the completeness or accuracy of any of the information contained herein, and makes no representations about its suitability for any purpose.

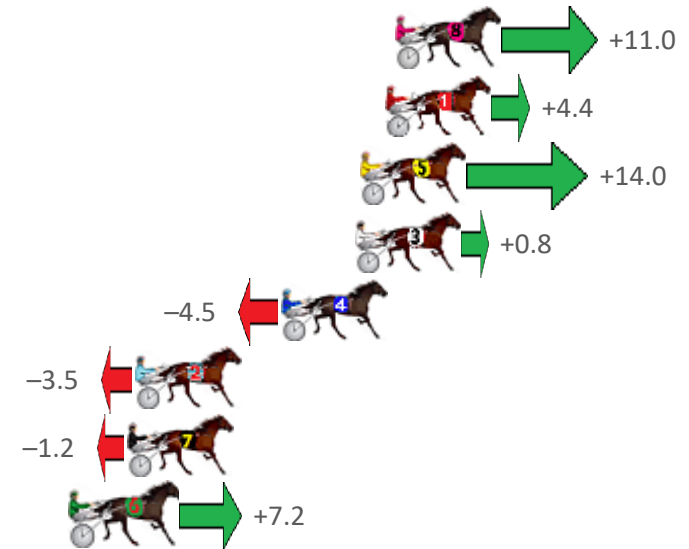
# Redcliffe Race 5 Distance 1780m

Monday, 9 August 2021

Gross Time: 2:15.30 MileRate: 2:02.40 LeadTime: 11.30s First Qtr: 32.20s Second Qtr: 32.60s Third Qtr: 29.00s Fourth Qtr: 30.20s

| NoHorse             | Plc | Margin | Time    | 800Time (W) | 400 Time (W) |
|---------------------|-----|--------|---------|-------------|--------------|
| 8 CANNAN            | 1   | 0.0m   | 2:15.30 | 58.39s (1)  | 30.20s (1)   |
| 1 ALWAYS AT NIGHT   | 2   | 0.4m   | 2:15.33 | 58.88s (0)  | 29.73s (0)   |
| 5 WHATA CHALLENGE   | 3   | 1.4m   | 2:15.41 | 58.17s (1)  | 29.88s (2)   |
| 3 ABERCROMBIE TAB   | 4   | 1.6m   | 2:15.43 | 59.14s (1)  | 29.76s (1)   |
| 4 FORTYFIVE ROCK    | 5   | 4.5m   | 2:15.66 | 59.53s (0)  | 30.49s (0)   |
| 2 BEEF CITY STARZZZ | 6   | 10.3m  | 2:16.11 | 59.46s (1)  | 30.01s (1)   |
| 7 WHATELEY          | 7   | 10.6m  | 2:16.14 | 59.29s (0)  | 29.97s (0)   |
| 6 NEVAEVABEND       | 8   | 12.8m  | 2:16.31 | 58.67s (1)  | 29.93s (2)   |

Finish Position and metres gained from 800m



Sectionals  
Powered by

**PJ HARNESS ANALYSER**  
**AUGUST IS GIVEAWAY MONTH**  
 3 x Software and Subscriptions up for grabs  
 www.pjdata.com.au

ENTER TO WIN

PJ Data

f

The Racing Queensland Board (trading as Racing Queensland) and provider are not responsible for the completeness or accuracy of any of the information contained herein, and makes no representations about its suitability for any purpose.

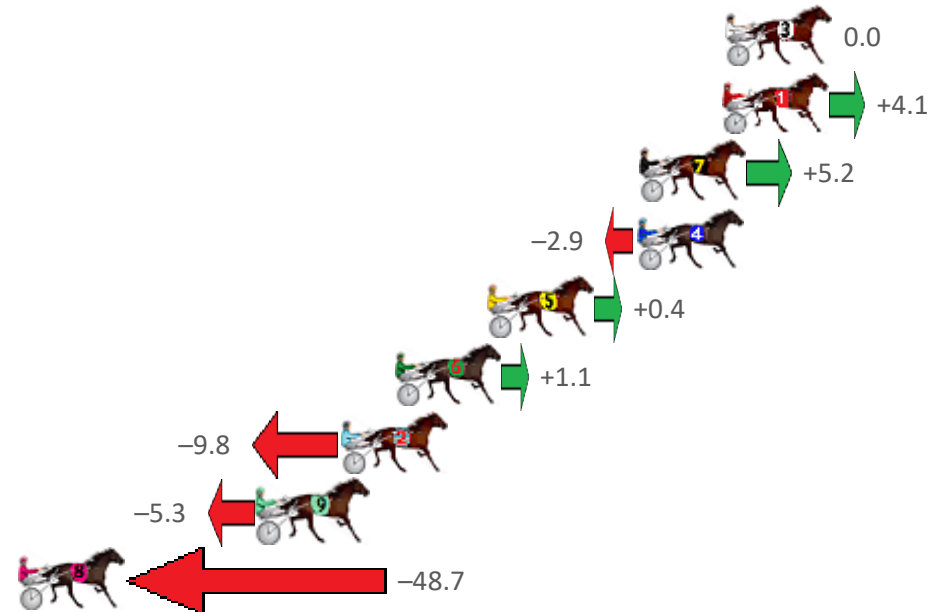
# Redcliffe Race 6 Distance 1780m

Monday, 9 August 2021

Gross Time: 2:12.30 MileRate: 1:59.60 LeadTime: 11.20s First Qtr: 30.80s Second Qtr: 31.30s Third Qtr: 29.60s Fourth Qtr: 29.40s

| NoHorse              | Plc | Margin | Time    | 800Time (W) | 400 Time (W) |
|----------------------|-----|--------|---------|-------------|--------------|
| 3 MAYWYNS JEWEL      | 1   | 0.0m   | 2:12.30 | 59.00s (0)  | 29.40s (0)   |
| 1 WESTERN SHOWGIRL   | 2   | 0.1m   | 2:12.31 | 58.70s (0)  | 29.07s (0)   |
| 7 MISTERRIODEJANEIRO | 3   | 3.4m   | 2:12.56 | 58.62s (0)  | 28.99s (0)   |
| 4 OUR PEPPERJACK     | 4   | 3.5m   | 2:12.57 | 59.21s (1)  | 29.50s (1)   |
| 5 SUBTLE ADVICE      | 5   | 9.4m   | 2:13.02 | 58.97s (1)  | 29.37s (2)   |
| 6 ILLAWONG DREAMTIM  | 6   | 13.1m  | 2:13.31 | 58.92s (1)  | 29.28s (1)   |
| 2 ROUSEY             | 7   | 15.2m  | 2:13.47 | 59.72s (1)  | 29.90s (1)   |
| 9 CIRCLE LINE        | 8   | 18.5m  | 2:13.73 | 59.39s (0)  | 29.70s (0)   |
| 8 SHEREACTS          | 9   | 148.7m | 2:23.76 | 62.57s (0)  | 31.50s (0)   |

Finish Position and metres gained from 800m



Sectionals  
Powered by

**PJ HARNESS ANALYSER**

**AUGUST IS GIVEAWAY MONTH**

3 x Software and Subscriptions up for grabs

[www.pjdata.com.au](http://www.pjdata.com.au)

ENTER  
TO  
WIN

The Racing Queensland Board (trading as Racing Queensland) and provider are not responsible for the completeness or accuracy of any of the information contained herein, and makes no representations about its suitability for any purpose.

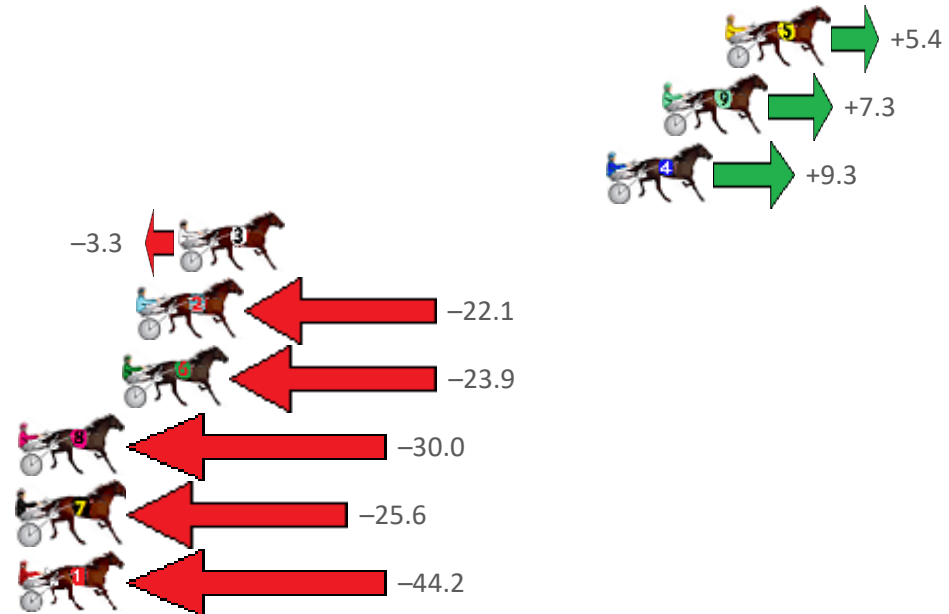
# Redcliffe Race 7 Distance 1780m

Monday, 9 August 2021

Gross Time: 2:15.00 MileRate: 2:02.10 LeadTime: 11.80s First Qtr: 30.50s Second Qtr: 31.70s Third Qtr: 30.40s Fourth Qtr: 30.60s

| NoHorse              | Plc | Margin | Time    | 800Time (W) | 400 Time (W) |
|----------------------|-----|--------|---------|-------------|--------------|
| 5 ITS ALL TORQUE     | 1   | 0.0m   | 2:15.00 | 60.59s (1)  | 30.60s (0)   |
| 9 ALLY PINK          | 2   | 2.5m   | 2:15.20 | 60.45s (1)  | 30.33s (2)   |
| 4 PRIVATE JUJON      | 3   | 4.7m   | 2:15.38 | 60.29s (1)  | 30.08s (2)   |
| 3 POSER              | 4   | 21.7m  | 2:16.74 | 61.25s (1)  | 30.99s (1)   |
| 2 MANY DELIGHTS      | 5   | 23.3m  | 2:16.87 | 62.68s (1)  | 31.54s (1)   |
| 6 HIGHMORALGROUND    | 6   | 23.9m  | 2:16.91 | 62.81s (0)  | 31.70s (0)   |
| 8 OUR CHAMPION       | 7   | 40.4m  | 2:18.23 | 63.27s (0)  | 32.26s (0)   |
| 7 A ROCKNROLL LEGACY | 8   | 40.6m  | 2:18.25 | 62.94s (0)  | 32.05s (1)   |
| 1 THE LAST STARFIRE  | 9   | 50.6m  | 2:19.05 | 64.35s (0)  | 33.35s (0)   |

Finish Position and metres gained from 800m



Sectionals  
Powered by

**PJ HARNESS ANALYSER**

**AUGUST IS GIVEAWAY MONTH**

3 x Software and Subscriptions up for grabs

ENTER  
TO  
WIN

www.pjdata.com.au

The Racing Queensland Board (trading as Racing Queensland) and provider are not responsible for the completeness or accuracy of any of the information contained herein, and makes no representations about its suitability for any purpose.

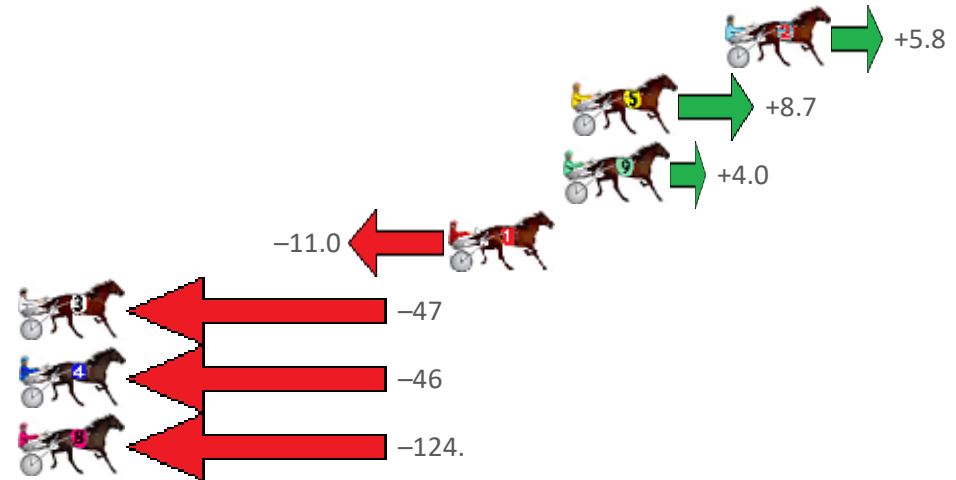
# Redcliffe Race 8 Distance 1780m

Monday, 9 August 2021

Gross Time: 2:14.00 MileRate: 2:01.10 LeadTime: 11.80s First Qtr: 29.40s Second Qtr: 32.20s Third Qtr: 30.30s Fourth Qtr: 30.30s

| NoHorse            | Plc | Margin | Time    | 800Time (W) | 400 Time (W) |
|--------------------|-----|--------|---------|-------------|--------------|
| 2 TULHURST LOVER   | 1   | 0.0m   | 2:14.00 | 60.16s (1)  | 30.30s (1)   |
| 5 CARIBBEAN ROCKET | 2   | 6.1m   | 2:14.48 | 59.94s (1)  | 29.43s (1)   |
| 9 ROCK IN HEAVEN   | 3   | 6.4m   | 2:14.51 | 60.30s (1)  | 29.83s (1)   |
| 1 JOHNROD          | 4   | 11.0m  | 2:14.87 | 61.43s (0)  | 30.83s (0)   |
| 3 SCHOOPY          | 5   | 48.6m  | 2:17.86 | 64.13s (1)  | 33.21s (0)   |
| 4 ARTISTIC HUMMA   | 6   | 70.1m  | 2:19.56 | 64.06s (0)  | 32.84s (1)   |
| 8 OOZINVILLE       | 7   | 129.7m | 2:24.29 | 69.98s (0)  | 37.39s (0)   |

Finish Position and metres gained from 800m



Sectionals  
Powered by

**PJ HARNESS ANALYSER**  
**AUGUST IS GIVEAWAY MONTH**  
 3 x Software and Subscriptions up for grabs  
 ENTER TO WIN  
 www.pjdata.com.au  
 PJ Data  
 Facebook icon

The Racing Queensland Board (trading as Racing Queensland) and provider are not responsible for the completeness or accuracy of any of the information contained herein, and makes no representations about its suitability for any purpose.




# Redcliffe Race 9 Distance 1780m

Monday, 9 August 2021

Gross Time: 2:15.60 MileRate: 2:02.60 LeadTime: 11.90s First Qtr: 28.90s Second Qtr: 32.00s Third Qtr: 32.00s Fourth Qtr: 30.80s

| NoHorse             | Plc | Margin | Time    | 800Time (W) | 400 Time (W) |
|---------------------|-----|--------|---------|-------------|--------------|
| 9 LIVING FREE       | 1   | 0.0m   | 2:15.60 | 61.91s (1)  | 30.43s (1)   |
| 5 FASTNFLASHY       | 2   | 9.3m   | 2:16.35 | 62.29s (1)  | 30.81s (2)   |
| 3 CHANG             | 3   | 20.6m  | 2:17.26 | 64.03s (0)  | 31.44s (1)   |
| 6 DONTCH SEE IT     | 4   | 23.1m  | 2:17.46 | 64.18s (1)  | 32.57s (1)   |
| 4 MUSTANG DUDE      | 5   | 44.0m  | 2:19.15 | 66.23s (1)  | 34.06s (0)   |
| 8 TRACES OF TARA    | 6   | 46.2m  | 2:19.32 | 65.19s (0)  | 33.14s (2)   |
| 1 MILWAUKEE SUNRISE | 7   | 55.2m  | 2:20.05 | 64.53s (0)  | 33.33s (0)   |
| 2 CHEYENNE AUTUMN   | 8   | 57.5m  | 2:20.23 | 67.23s (0)  | 34.57s (0)   |

## Finish Position and metres gained from 800m



Sectionals  
Powered by

**PJ HARNESS ANALYSER**  
**AUGUST IS GIVEAWAY MONTH**  
 3 x Software and Subscriptions up for grabs  
 ENTER TO WIN  
 www.pjdata.com.au  
 PJ Data  
 Facebook icon

The Racing Queensland Board (trading as Racing Queensland) and provider are not responsible for the completeness or accuracy of any of the information contained herein, and makes no representations about its suitability for any purpose.

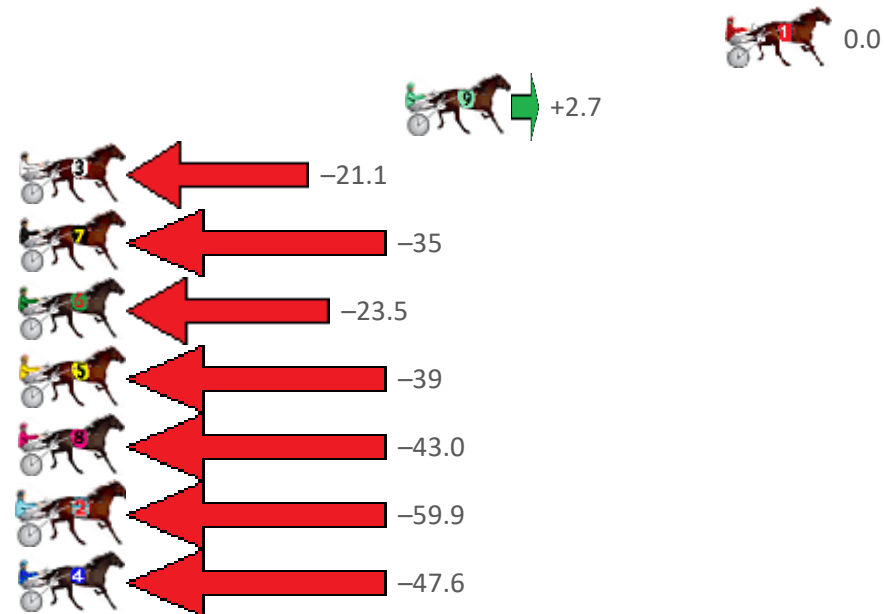
# Redcliffe Race 10 Distance 1780m

Monday, 9 August 2021

Gross Time: 2:10.90 MileRate: 1:58.40 LeadTime: 11.50s First Qtr: 30.70s Second Qtr: 29.90s Third Qtr: 29.10s Fourth Qtr: 29.70s

| NoHorse           | Plc | Margin | Time    | 800Time (W) | 400 Time (W) |
|-------------------|-----|--------|---------|-------------|--------------|
| 1 YANKEE DANCER   | 1   | 0.0m   | 2:10.90 | 58.80s (0)  | 29.70s (0)   |
| 9 ROCK SUPREME    | 2   | 12.7m  | 2:11.89 | 58.60s (1)  | 29.38s (0)   |
| 3 DIGYOURHEELSIN  | 3   | 46.3m  | 2:14.50 | 60.34s (1)  | 30.86s (2)   |
| 7 STUDLEIGHS ONLY | 4   | 53.3m  | 2:15.05 | 61.35s (0)  | 31.76s (1)   |
| 6 LADY SLIEMA     | 5   | 53.9m  | 2:15.10 | 60.52s (1)  | 31.29s (1)   |
| 5 BRISKET         | 6   | 63.0m  | 2:15.80 | 61.62s (0)  | 32.25s (0)   |
| 8 LEAPING LEO     | 7   | 63.6m  | 2:15.85 | 61.94s (1)  | 32.51s (2)   |
| 2 ESSENTIAL THREE | 8   | 68.9m  | 2:16.26 | 63.18s (0)  | 33.10s (0)   |
| 4 IM ISABELLA     | 9   | 84.6m  | 2:17.48 | 62.28s (0)  | 31.52s (0)   |

Finish Position and metres gained from 800m



Sectionals  
Powered by

PJ HARNESS ANALYSER

AUGUST IS GIVEAWAY MONTH

3 x Software and Subscriptions up for grabs

www.pjdata.com.au

The Racing Queensland Board (trading as Racing Queensland) and provider are not responsible for the completeness or accuracy of any of the information contained herein, and makes no representations about its suitability for any purpose.