

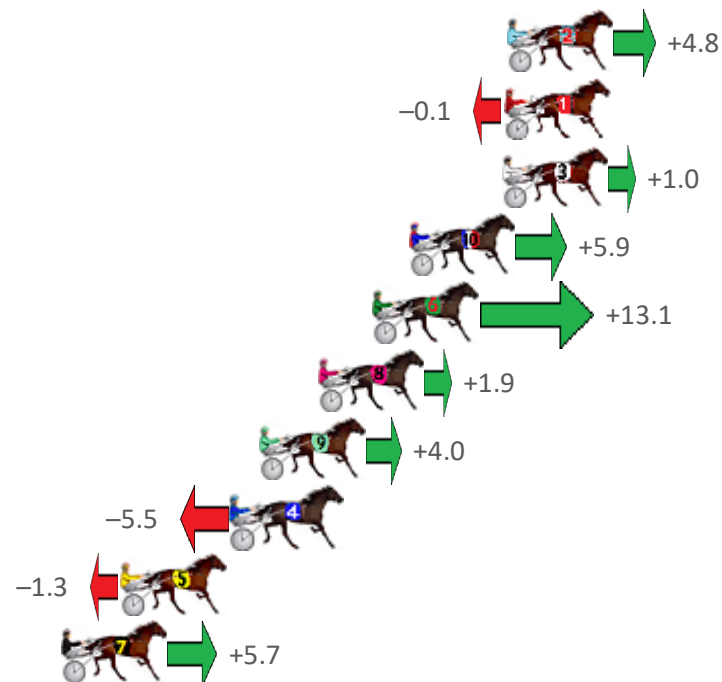
Albion Park Race 1 Distance 1660m

Friday, 10 September 2021

Gross Time: 1:58.90 MileRate: 1:55.30 LeadTime: 3.60s First Qtr: 27.90s Second Qtr: 31.40s Third Qtr: 27.70s Fourth Qtr: 28.30s

NoHorse	Plc	Margin	Time	800Time (W)	400 Time (W)
2 NO DOUBT	1	0.0m	1:58.90	55.67s (0)	27.95s (0)
1 MORESCO	2	0.1m	1:58.91	56.01s (0)	28.31s (0)
3 ROLL WITH ROCKY	3	0.2m	1:58.91	55.93s (1)	28.22s (1)
10 ROYAL OBSESSION	4	3.9m	1:59.19	55.59s (1)	27.84s (1)
6 CARLOS BROMAC	5	5.3m	1:59.29	55.09s (1)	27.60s (1)
8 IFOUNDTHEBEACH	6	7.5m	1:59.46	55.87s (0)	28.14s (0)
9 SLINGSHOT	7	9.8m	1:59.63	55.72s (0)	27.99s (0)
4 VIGOROSO	8	10.9m	1:59.71	56.38s (1)	28.66s (1)
5 SPORTY AZZ	9	15.3m	2:00.04	56.09s (1)	28.36s (2)
7 THE ROCKNROLL KING	10	17.7m	2:00.22	55.60s (1)	28.24s (2)

Finish Position and metres gained from 800m



Sectionals
Powered by



Home of Australian Harness Sectionals
PJ HARNESS ANALYSER

+ RAW DATA + HORSE REPORTS + FREE FRIDAY FACEBOOK TIP



www.pjdata.com.au | admin@pjdata.com.au | www.facebook.com/PJHarnessRacing

The Racing Queensland Board (trading as Racing Queensland) and provider are not responsible for the completeness or accuracy of any of the information contained herein, and makes no representations about its suitability for any purpose.

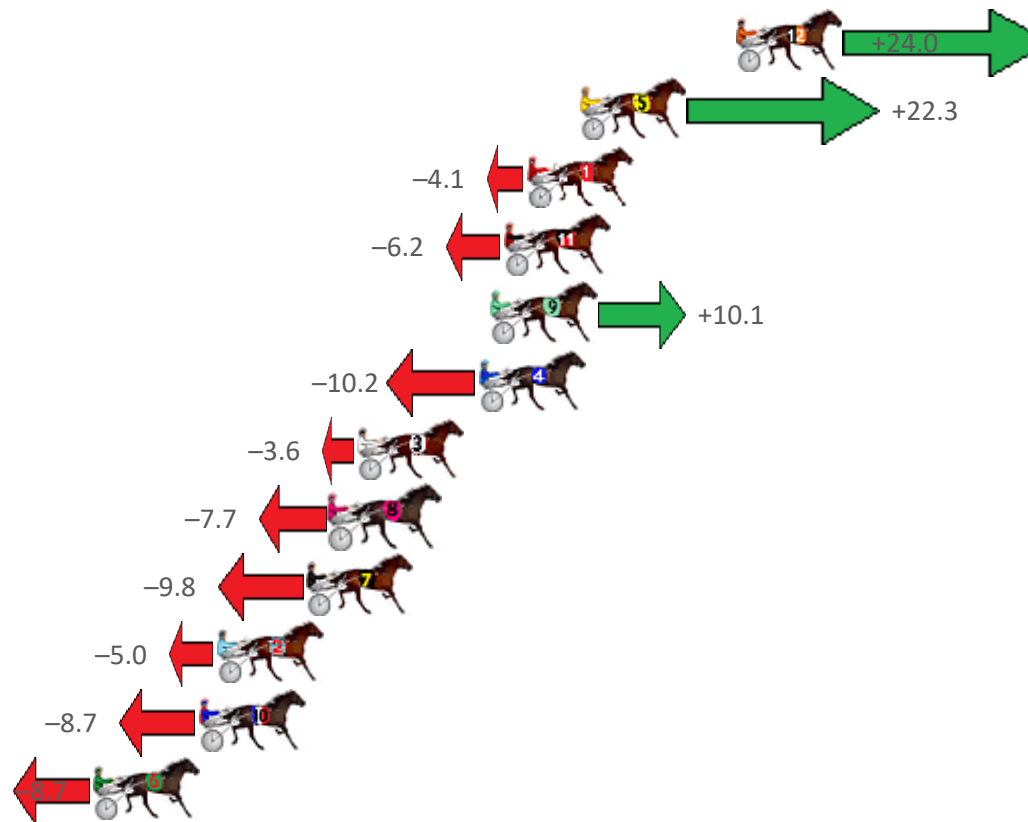
Albion Park Race 2 Distance 2138m

Friday, 10 September 2021

Gross Time: 2:37.10 MileRate: 1:58.30 LeadTime: 38.30s First Qtr: 31.10s Second Qtr: 31.10s Third Qtr: 28.50s Fourth Qtr: 28.10s

NoHorse	Plc	Margin	Time	800Time (W)	400 Time (W)
12 PEPPA BLISS	1	0.0m	2:37.10	54.91s (1)	26.38s (2)
5 THE GENERAL	2	6.2m	2:37.56	55.03s (1)	26.49s (2)
1 ARTISTIC SAINT	3	8.3m	2:37.71	56.89s (0)	28.39s (0)
11 HAPPY PUBLICANS	4	9.2m	2:37.78	57.04s (1)	28.48s (1)
9 DEVOUGED	5	9.7m	2:37.82	55.89s (1)	27.32s (1)
4 REMEMBER ME NOW	6	10.2m	2:37.85	57.32s (0)	28.81s (0)
3 NINA SIMONE	7	15.0m	2:38.21	56.85s (1)	28.30s (1)
8 HIT THE TRACK	8	16.1m	2:38.29	57.14s (0)	28.62s (0)
7 PHILADELPHIA FREEDO	9	17.0m	2:38.36	57.29s (1)	28.73s (1)
2 DOOLITTLE DOOZIE	10	20.6m	2:38.62	56.95s (1)	28.38s (1)
10 MONTEREY JACK	11	21.3m	2:38.67	57.21s (0)	28.67s (0)
6 HANDSOME HARRY	12	25.5m	2:38.98	57.21s (0)	28.67s (0)

Finish Position and metres gained from 800m



Sectionals
Powered by



Home of Australian Harness Sectionals
PJ HARNESS ANALYSER

+ RAW DATA + HORSE REPORTS + FREE FRIDAY FACEBOOK TIP



www.pjdata.com.au | admin@pjdata.com.au | www.facebook.com/PJHarnessRacing

The Racing Queensland Board (trading as Racing Queensland) and provider are not responsible for the completeness or accuracy of any of the information contained herein, and makes no representations about its suitability for any purpose.

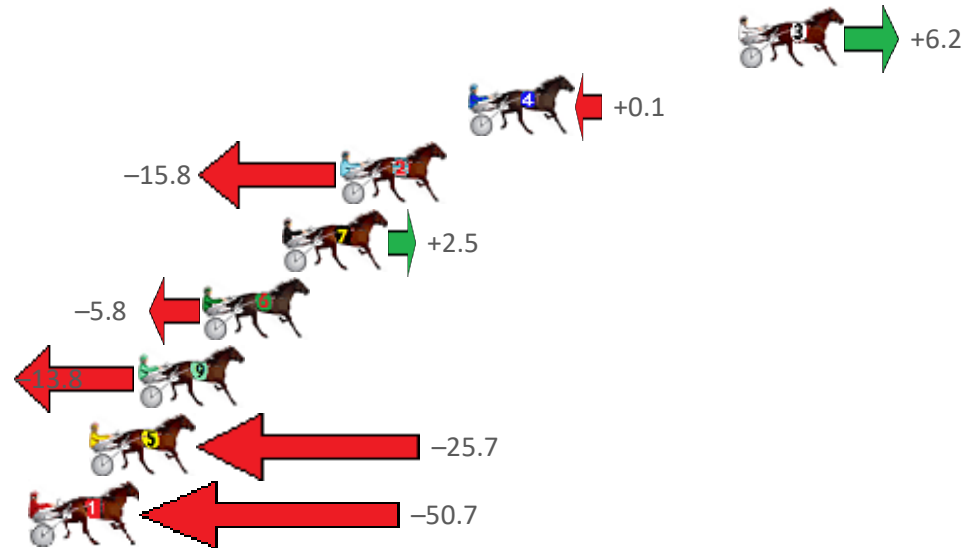
Albion Park Race 3 Distance 1660m

Friday, 10 September 2021

Gross Time: 1:55.90 MileRate: 1:52.40 LeadTime: 3.40s First Qtr: 27.00s Second Qtr: 28.80s Third Qtr: 27.80s Fourth Qtr: 28.90s

NoHorse	Plc	Margin	Time	800Time (W)	400 Time (W)
3 BELLA BALL TERROR	1	0.0m	1:55.90	56.26s (1)	28.84s (2)
4 BLUE MOON RISING	2	10.7m	1:56.71	56.69s (1)	29.30s (2)
2 EL AGUILA	3	15.8m	1:57.10	57.81s (0)	30.04s (0)
7 HANDSOME HERO	4	18.1m	1:57.27	56.52s (1)	29.19s (2)
6 LETTERKENNY BOY	5	21.2m	1:57.51	57.11s (1)	29.46s (1)
9 KATAMACH	6	23.8m	1:57.71	57.67s (0)	29.75s (0)
5 JUDDY DOUGLAS	7	25.7m	1:57.85	58.51s (1)	30.69s (1)
1 MISTER HART	8	56.3m	2:00.17	60.27s (0)	31.08s (0)

Finish Position and metres gained from 800m



Sectionals
Powered by



Home of Australian Harness Sectionals
PJ HARNESS ANALYSER

+ RAW DATA + HORSE REPORTS + FREE FRIDAY FACEBOOK TIP



www.pjdata.com.au | admin@pjdata.com.au | www.facebook.com/PJHarnessRacing

The Racing Queensland Board (trading as Racing Queensland) and provider are not responsible for the completeness or accuracy of any of the information contained herein, and makes no representations about its suitability for any purpose.

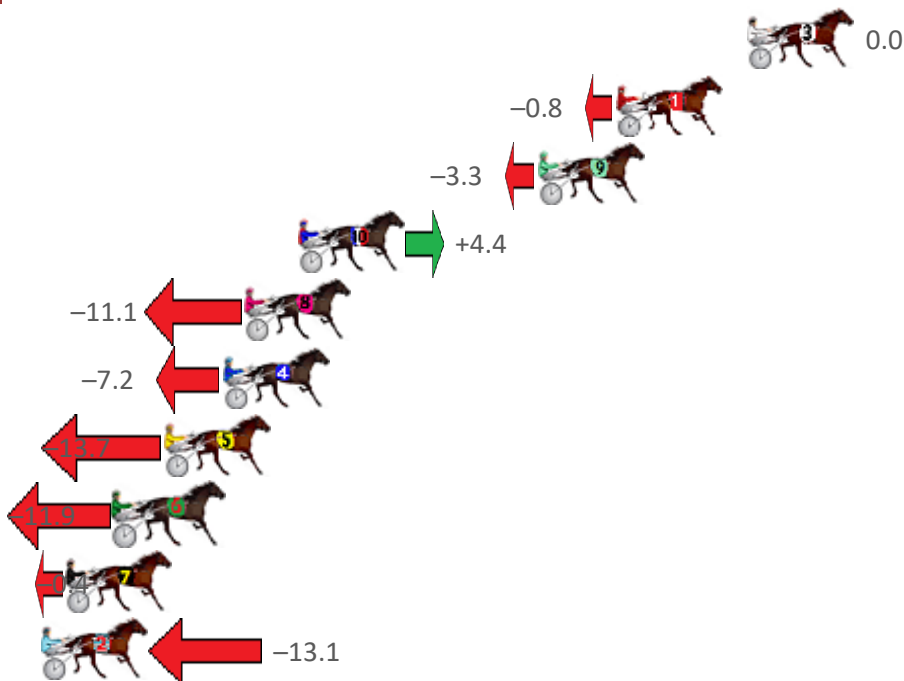
Albion Park Race 4 Distance 1660m

Friday, 10 September 2021

Gross Time: 1:59.30 MileRate: 1:55.70 LeadTime: 3.50s First Qtr: 28.30s Second Qtr: 31.50s Third Qtr: 28.00s Fourth Qtr: 28.00s

NoHorse	Plc	Margin	Time	800Time (W)	400 Time (W)
3 LEAP TO FAME	1	0.0m	1:59.30	56.00s (0)	28.00s (0)
1 TIMS A TROOPER	2	5.2m	1:59.68	56.06s (0)	27.83s (0)
9 COBBITY CASTLE	3	8.3m	1:59.91	56.23s (1)	27.99s (1)
10 MY ULTIMATE BONDI	4	17.8m	2:00.61	55.69s (1)	29.23s (1)
8 MAYWYN A JUG ORTW	5	19.9m	2:00.76	56.77s (0)	28.44s (0)
4 KARAOKE ROCK	6	20.8m	2:00.83	56.50s (1)	27.78s (1)
5 BUKTHSYSTEM	7	23.1m	2:01.00	56.95s (1)	28.49s (1)
6 LIFEINHEAVEN	8	25.1m	2:01.15	56.83s (0)	28.16s (0)
7 CROSSED LEGS	9	27.0m	2:01.29	56.03s (1)	29.18s (2)
2 WHERE'S TASCOTT	10	30.7m	2:01.56	56.91s (1)	27.98s (1)

Finish Position and metres gained from 800m



Sectionals
Powered by



Home of Australian Harness Sectionals

PJ HARNESS ANALYSER

+ RAW DATA + HORSE REPORTS + FREE FRIDAY FACEBOOK TIP



www.pjdata.com.au | admin@pjdata.com.au | www.facebook.com/PJHarnessRacing

The Racing Queensland Board (trading as Racing Queensland) and provider are not responsible for the completeness or accuracy of any of the information contained herein, and makes no representations about its suitability for any purpose.

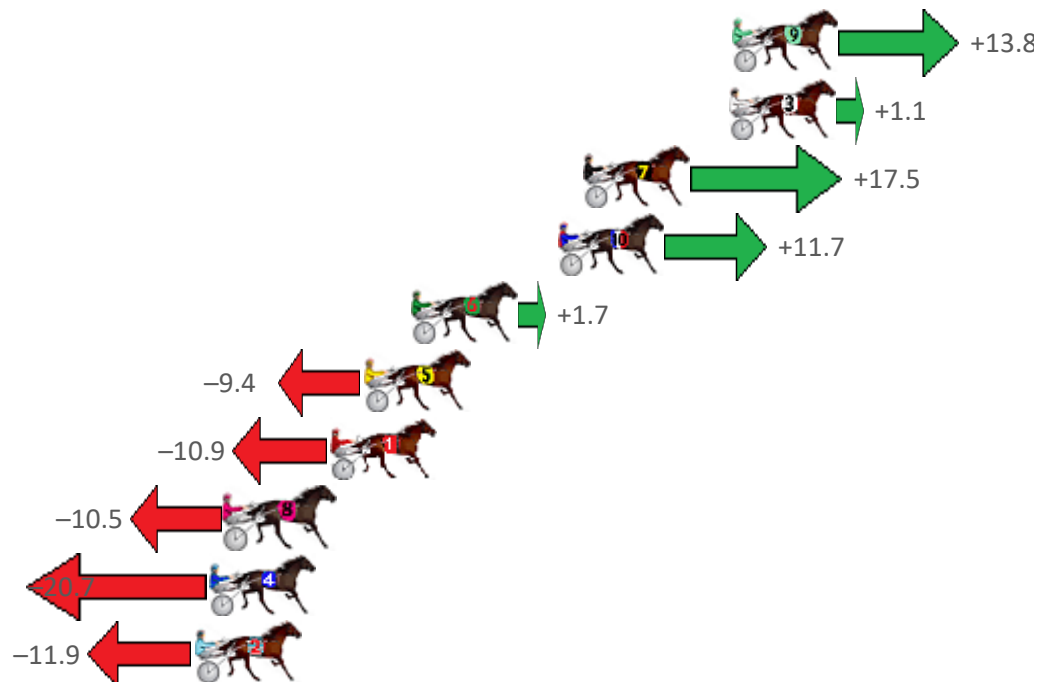
Albion Park Race 5 Distance 1660m

Friday, 10 September 2021

Gross Time: 2:00.00 MileRate: 1:56.30 LeadTime: 3.50s First Qtr: 28.80s Second Qtr: 29.80s Third Qtr: 28.50s Fourth Qtr: 29.40s

NoHorse	Plc	Margin	Time	800Time (W)	400 Time (W)
9 SHEZ GOT BLING	1	0.0m	2:00.00	56.91s (1)	28.29s (2)
3 OFFICE BAD BOY	2	0.1m	2:00.01	57.82s (1)	29.41s (1)
7 CLARENDEN DAZZLER	3	5.9m	2:00.45	56.64s (1)	27.97s (1)
10 GRETELS GIRL	4	6.9m	2:00.53	57.06s (1)	28.43s (2)
6 JET FORCE	5	12.7m	2:00.98	57.78s (0)	29.00s (0)
5 TORQUE IN CONTROL	6	14.6m	2:01.13	58.58s (1)	29.85s (1)
1 DOOLITTLE DEXTER	7	15.9m	2:01.23	58.68s (0)	29.89s (0)
8 ARCHILLES	8	20.1m	2:01.55	58.66s (0)	29.85s (0)
4 ALLSTAR SEA	9	20.7m	2:01.60	59.39s (0)	30.58s (0)
2 NOLONGA YOUR CHOIC	10	21.3m	2:01.64	58.76s (1)	29.93s (1)

Finish Position and metres gained from 800m



Sectionals
Powered by



Home of Australian Harness Sectionals
PJ HARNESS ANALYSER

+ RAW DATA + HORSE REPORTS + FREE FRIDAY FACEBOOK TIP



www.pjdata.com.au | admin@pjdata.com.au | www.facebook.com/PJHarnessRacing

The Racing Queensland Board (trading as Racing Queensland) and provider are not responsible for the completeness or accuracy of any of the information contained herein, and makes no representations about its suitability for any purpose.

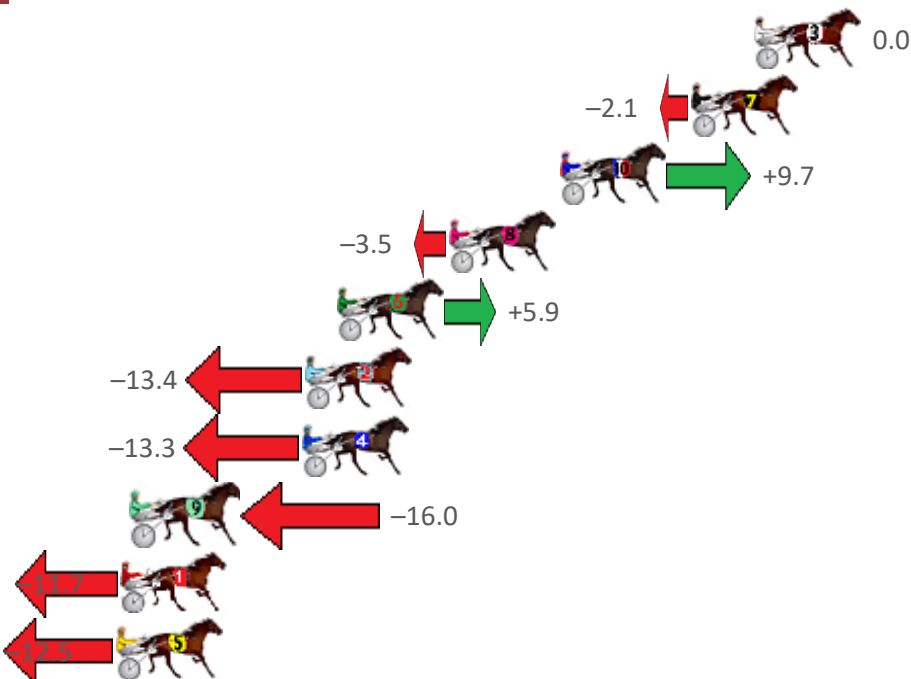
Albion Park Race 6 Distance 1660m

Friday, 10 September 2021

Gross Time: 2:00.40 MileRate: 1:56.70 LeadTime: 3.50s First Qtr: 28.00s Second Qtr: 31.10s Third Qtr: 28.50s Fourth Qtr: 29.30s

NoHorse	Plc	Margin	Time	800Time (W)	400 Time (W)
3 TRENTLEIGH	1	0.0m	2:00.40	57.80s (0)	29.30s (0)
7 CHUMP CHOP	2	2.5m	2:00.59	57.95s (1)	29.44s (1)
10 BELLAVICTREE	3	7.7m	2:00.99	57.10s (1)	28.42s (2)
8 THE RAGNBONE MAN	4	12.1m	2:01.33	58.05s (1)	29.22s (2)
6 DOWNTOWN LUCCA	5	16.5m	2:01.67	57.38s (1)	28.71s (1)
2 WILD ABOUT TOWN	6	17.8m	2:01.77	58.76s (0)	29.74s (0)
4 RITCHIE BEE	7	17.9m	2:01.78	58.76s (1)	29.92s (1)
9 LITTLEDEE	8	24.6m	2:02.29	58.95s (0)	29.91s (0)
1 SHEMOZZLE	9	25.1m	2:02.33	58.64s (0)	29.60s (0)
5 TORQUE TO THE MAX	10	25.3m	2:02.34	58.70s (1)	29.83s (1)

Finish Position and metres gained from 800m



Sectionals
Powered by



Home of Australian Harness Sectionals

PJ HARNESS ANALYSER

+ RAW DATA + HORSE REPORTS + FREE FRIDAY FACEBOOK TIP



www.pjdata.com.au | admin@pjdata.com.au | www.facebook.com/PJHarnessRacing

The Racing Queensland Board (trading as Racing Queensland) and provider are not responsible for the completeness or accuracy of any of the information contained herein, and makes no representations about its suitability for any purpose.

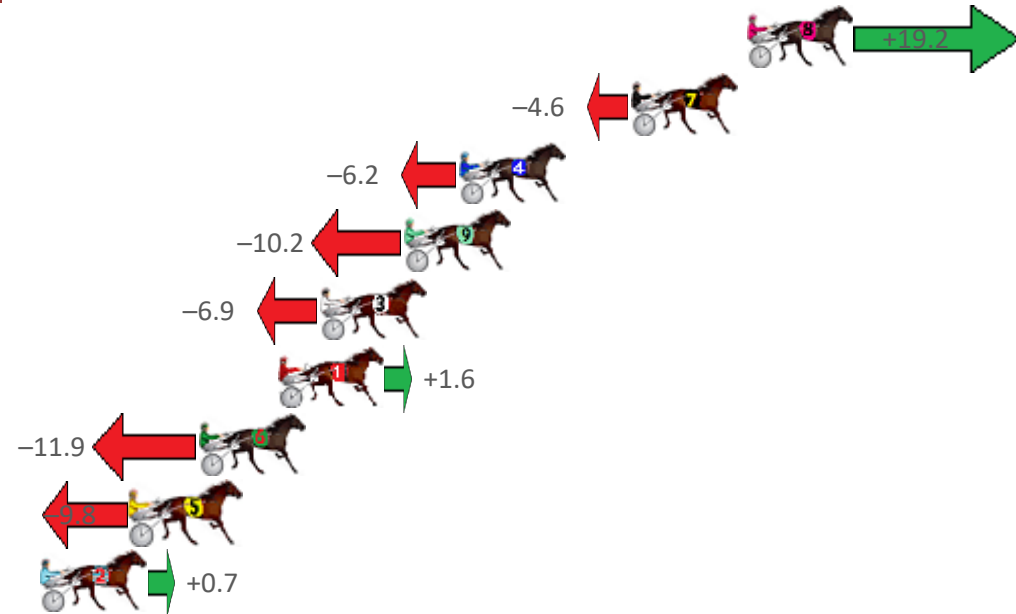
Albion Park Race 7 Distance 2138m

Friday, 10 September 2021

Gross Time: 2:45.60 MileRate: 2:02.90 LeadTime: 43.90s First Qtr: 31.90s Second Qtr: 29.60s Third Qtr: 29.80s Fourth Qtr: 30.40s

NoHorse	Plc	Margin	Time	800Time (W)	400 Time (W)
8 AVEROSS DON	1	0.0m	2:45.60	58.76s (1)	29.39s (2)
7 MAJESTIC SPEED	2	4.6m	2:45.97	60.54s (0)	30.75s (0)
4 HATTIE	3	11.4m	2:46.51	60.66s (0)	30.82s (0)
9 GREAT FANTASY	4	13.6m	2:46.68	60.96s (1)	31.14s (1)
3 NO LOVE ABOUT IT	5	16.9m	2:46.94	60.72s (0)	30.89s (0)
1 HIPSARESWINGIN	6	18.6m	2:47.08	60.08s (0)	30.14s (0)
6 KAPAI	7	21.7m	2:47.33	61.09s (1)	31.31s (1)
5 MISTER CHISHOLM	8	24.4m	2:47.54	60.93s (1)	31.00s (0)
2 TOUCHE DE FLING	9	32.3m	2:48.17	60.15s (0)	30.57s (0)

Finish Position and metres gained from 800m



Sectionals
Powered by



Home of Australian Harness Sectionals
PJ HARNESS ANALYSER

+ RAW DATA + HORSE REPORTS + FREE FRIDAY FACEBOOK TIP



www.pjdata.com.au | admin@pjdata.com.au | www.facebook.com/PJHarnessRacing

The Racing Queensland Board (trading as Racing Queensland) and provider are not responsible for the completeness or accuracy of any of the information contained herein, and makes no representations about its suitability for any purpose.

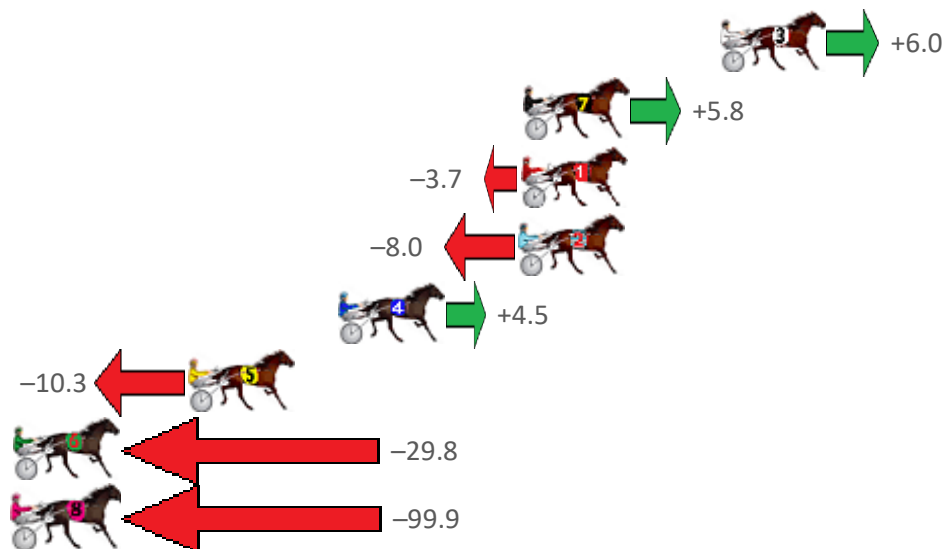
Albion Park Race 8 Distance 2138m

Friday, 10 September 2021

Gross Time: 2:43.00 MileRate: 2:02.70 LeadTime: 42.90s First Qtr: 30.30s Second Qtr: 30.50s Third Qtr: 29.70s Fourth Qtr: 29.60s

NoHorse	Plc	Margin	Time	800Time (W)	400 Time (W)
3 PUMA ROAD	1	0.0m	2:43.00	58.86s (1)	29.50s (1)
7 KINGDOM COME	2	7.8m	2:43.61	58.87s (0)	29.44s (0)
1 AURORA	3	7.9m	2:43.61	59.57s (0)	29.86s (0)
2 THE REAPER	4	8.0m	2:43.62	59.89s (0)	30.19s (0)
4 MATATOKI	5	15.1m	2:44.17	58.97s (1)	29.53s (1)
5 MELPARK MAGIC	6	21.1m	2:44.64	60.06s (1)	30.61s (1)
6 IL PIRATA	7	45.2m	2:46.51	61.50s (1)	32.07s (1)
8 ORLANDO JOLT	8	123.7m	2:52.60	66.66s (1)	37.22s (1)

Finish Position and metres gained from 800m



Sectionals
Powered by



Home of Australian Harness Sectionals

PJ HARNESS ANALYSER

+ RAW DATA + HORSE REPORTS + FREE FRIDAY FACEBOOK TIP



www.pjdata.com.au | admin@pjdata.com.au | www.facebook.com/PJHarnessRacing

The Racing Queensland Board (trading as Racing Queensland) and provider are not responsible for the completeness or accuracy of any of the information contained herein, and makes no representations about its suitability for any purpose.

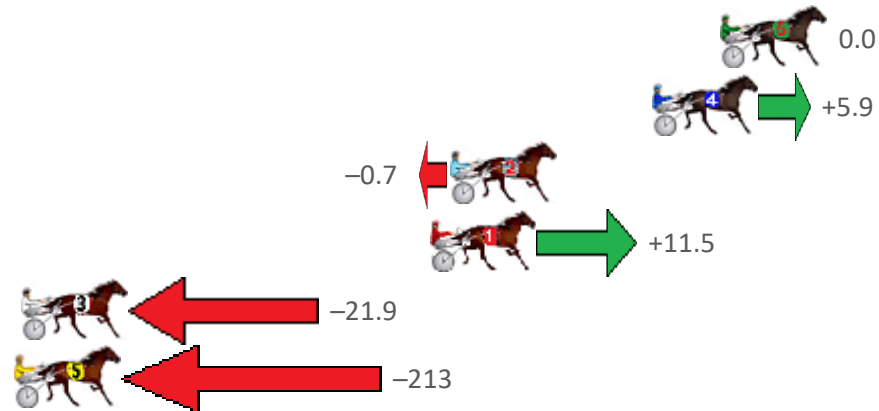
Albion Park Race 9 Distance 2138m

Friday, 10 September 2021

Gross Time: 2:45.70 MileRate: 2:04.70 LeadTime: 43.10s First Qtr: 30.50s Second Qtr: 31.50s Third Qtr: 30.00s Fourth Qtr: 30.60s

NoHorse	Plc	Margin	Time	800Time (W)	400 Time (W)
6 IGNITE	1	0.0m	2:45.70	60.60s (0)	30.60s (0)
4 TROYTHETROTTER	2	2.7m	2:45.92	60.16s (1)	30.41s (0)
2 ALDEBARAN SELENA	3	10.7m	2:46.56	60.65s (0)	30.93s (1)
1 MULLUM STEFFI	4	11.5m	2:46.62	59.73s (0)	30.38s (1)
3 DOUBLETAP	5	27.7m	2:47.92	62.25s (0)	31.93s (0)
5 HURRIKANE SPIRIT	6	412.7m	3:18.75	76.62s (0)	35.37s (0)

Finish Position and metres gained from 800m



Sectionals
Powered by



Home of Australian Harness Sectionals
PJ HARNESS ANALYSER

+ RAW DATA + HORSE REPORTS + FREE FRIDAY FACEBOOK TIP



www.pjdata.com.au | admin@pjdata.com.au | www.facebook.com/PJHarnessRacing

The Racing Queensland Board (trading as Racing Queensland) and provider are not responsible for the completeness or accuracy of any of the information contained herein, and makes no representations about its suitability for any purpose.

Albion Park Race 10 Distance 1628m

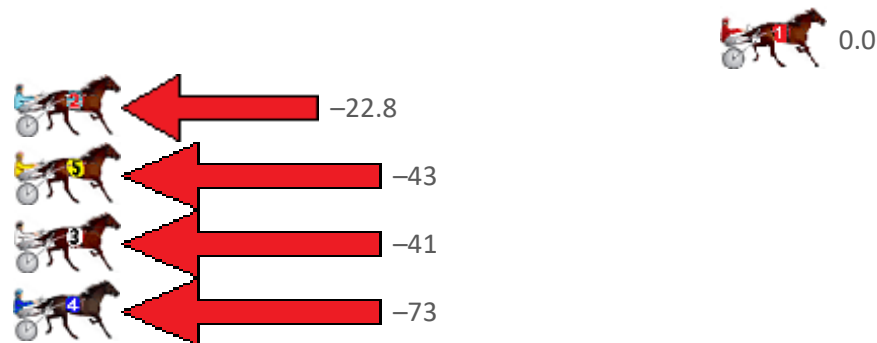
Friday, 10 September 2021

Gross Time: 2:05.40 MileRate: 2:03.90 LeadTime: 2.40s First Qtr: 32.60s Second Qtr: 31.10s Third Qtr: 29.90s Fourth Qtr: 29.40s

NoHorse	Plc	Margin	Time	800Time (W)	400 Time (W)
---------	-----	--------	------	-------------	--------------

1 FLASHY SEB	1	0.0m	2:05.40	59.30s (0)	29.40s (0)
2 OONSKADE	2	31.8m	2:07.85	60.98s (0)	30.38s (0)
5 CONFISCATED	3	57.0m	2:09.79	62.45s (0)	30.77s (0)
3 BANFF	4	85.3m	2:11.98	62.27s (0)	30.45s (0)
4 BETTATRIX	5	192.3m	2:20.22	64.63s (0)	31.76s (0)

Finish Position and metres gained from 800m



Sectionals
Powered by



Home of Australian Harness Sectionals

PJ HARNESS ANALYSER

+ RAW DATA + HORSE REPORTS + FREE FRIDAY FACEBOOK TIP



www.pjdata.com.au | admin@pjdata.com.au | www.facebook.com/PJHarnessRacing

The Racing Queensland Board (trading as Racing Queensland) and provider are not responsible for the completeness or accuracy of any of the information contained herein, and makes no representations about its suitability for any purpose.