

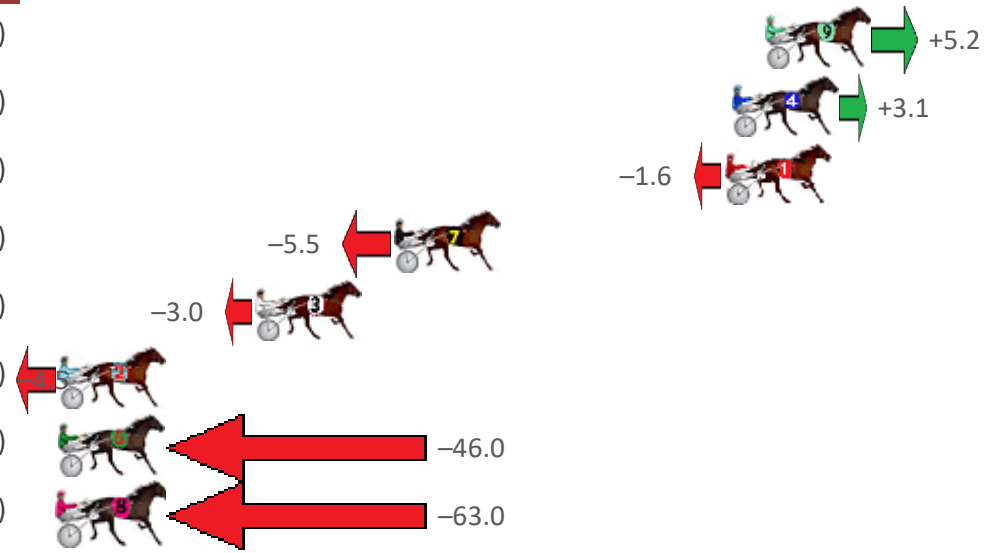
# Redcliffe Race 1 Distance 1780m

Thursday, 16 September 2021

Gross Time: 2:11.50 MileRate: 1:58.90 LeadTime: 11.10s First Qtr: 31.40s Second Qtr: 30.00s Third Qtr: 28.90s Fourth Qtr: 30.10s

NoHorse	Plc	Margin	Time	800Time (W)	400 Time (W)
9 MAGICAL MAYA	1	0.0m	2:11.50	58.62s (1)	29.85s (1)
4 STUDLEIGH MARK	2	1.3m	2:11.60	58.77s (0)	29.87s (0)
1 DANCING WITH MY EX	3	1.6m	2:11.63	59.12s (0)	30.22s (0)
7 ELEVATE	4	14.7m	2:12.66	59.40s (0)	30.35s (0)
3 THE HARRIS HAWK	5	20.2m	2:13.09	59.22s (1)	30.22s (0)
2 IMAJIVA	6	30.1m	2:13.87	59.33s (1)	30.47s (0)
6 SLIDE TO UNLOCK	7	55.8m	2:15.90	62.37s (1)	33.03s (1)
8 SWINGING GEORGE	8	153.0m	2:23.56	63.62s (0)	32.57s (0)

Finish Position and metres gained from 800m



Sectionals  
Powered by



Home of Australian Harness Sectionals  
**PJ HARNESS ANALYSER**

+ RAW DATA + HORSE REPORTS + FREE FRIDAY FACEBOOK TIP



[www.pjdata.com.au](http://www.pjdata.com.au) | [admin@pjdata.com.au](mailto:admin@pjdata.com.au) | [www.facebook.com/PJHarnessRacing](https://www.facebook.com/PJHarnessRacing)

The Racing Queensland Board (trading as Racing Queensland) and provider are not responsible for the completeness or accuracy of any of the information contained herein, and makes no representations about its suitability for any purpose.

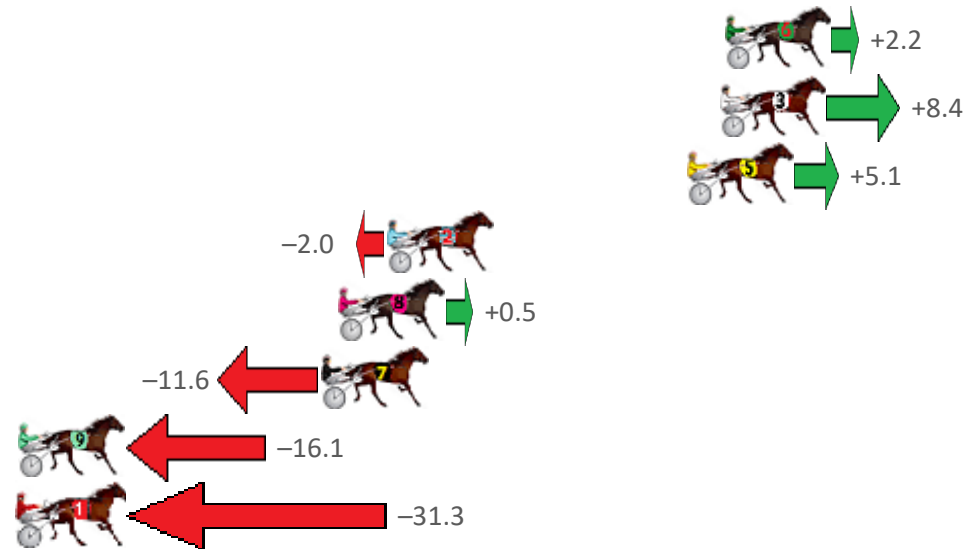
# Redcliffe Race 2 Distance 1780m

Thursday, 16 September 2021

Gross Time: 2:12.40    MileRate: 1:59.70    LeadTime: 11.40s    First Qtr: 30.40s    Second Qtr: 30.30s    Third Qtr: 30.20s    Fourth Qtr: 30.10s

NoHorse	Plc	Margin	Time	800Time (W)	400 Time (W)
6 FORGIVE ME	1	0.0m	2:12.40	60.14s (1)	30.10s (1)
3 MISTY CREEK	2	0.2m	2:12.42	59.67s (0)	29.20s (1)
5 SIGNOR JUJON	3	1.5m	2:12.52	59.92s (1)	29.87s (1)
2 DOWNTOWN LUCCA	4	13.4m	2:13.46	60.45s (1)	30.40s (2)
8 WHERE'S TASCOTT	5	15.3m	2:13.61	60.26s (1)	31.04s (2)
7 DARBY BRIGHTS	6	16.0m	2:13.66	61.17s (0)	30.70s (0)
9 WHATA OPTIMIST	7	29.7m	2:14.74	61.51s (0)	31.16s (2)
1 LORD DENZEL	8	31.3m	2:14.87	62.65s (0)	32.20s (0)

Finish Position and metres gained from 800m



Sectionals  
Powered by



Home of Australian Harness Sectionals  
**PJ HARNESS ANALYSER**

+ RAW DATA + HORSE REPORTS + FREE FRIDAY FACEBOOK TIP



[www.pjdata.com.au](http://www.pjdata.com.au) | [admin@pjdata.com.au](mailto:admin@pjdata.com.au) | [www.facebook.com/PJHarnessRacing](https://www.facebook.com/PJHarnessRacing)

The Racing Queensland Board (trading as Racing Queensland) and provider are not responsible for the completeness or accuracy of any of the information contained herein, and makes no representations about its suitability for any purpose.

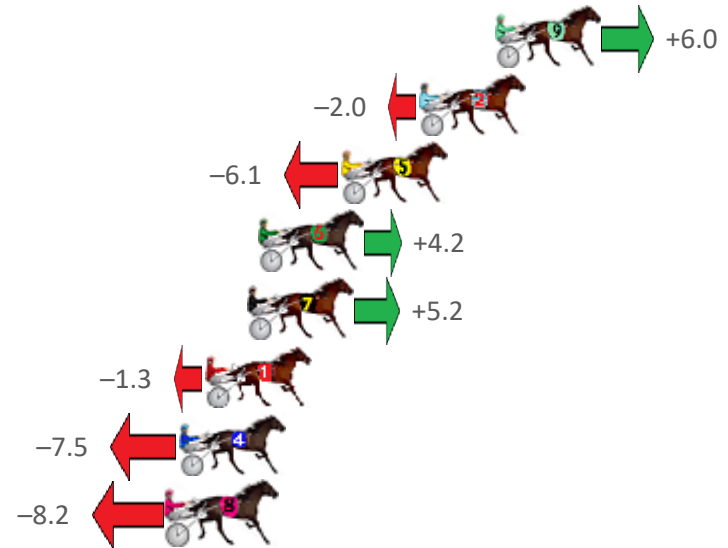
# Redcliffe Race 3 Distance 1780m

Thursday, 16 September 2021

Gross Time: 2:15.50 MileRate: 2:02.50 LeadTime: 11.00s First Qtr: 32.40s Second Qtr: 32.20s Third Qtr: 29.10s Fourth Qtr: 30.80s

NoHorse	Plc	Margin	Time	800Time (W)	400 Time (W)
9 LOOKS JUST RIGHT	1	0.0m	2:15.50	59.45s (2)	30.80s (2)
2 ONE HELLAVA PARTY	2	3.0m	2:15.74	60.05s (0)	30.92s (0)
5 HARRY CROFT	3	6.1m	2:15.99	60.35s (1)	30.96s (1)
6 THE LAST DRAGON	4	9.4m	2:16.26	59.59s (2)	30.48s (1)
7 DUKE	5	9.8m	2:16.29	59.51s (0)	30.60s (0)
1 WEASEL	6	11.5m	2:16.43	60.00s (1)	30.73s (2)
4 WILLSINTOWN	7	12.5m	2:16.51	60.46s (0)	31.30s (0)
8 ALLY PINK	8	13.0m	2:16.55	60.51s (1)	31.27s (2)

Finish Position and metres gained from 800m



Sectionals  
Powered by



Home of Australian Harness Sectionals  
**PJ HARNESS ANALYSER**

+ RAW DATA + HORSE REPORTS + FREE FRIDAY FACEBOOK TIP



[www.pjdata.com.au](http://www.pjdata.com.au) | [admin@pjdata.com.au](mailto:admin@pjdata.com.au) | [www.facebook.com/PJHarnessRacing](https://www.facebook.com/PJHarnessRacing)

The Racing Queensland Board (trading as Racing Queensland) and provider are not responsible for the completeness or accuracy of any of the information contained herein, and makes no representations about its suitability for any purpose.

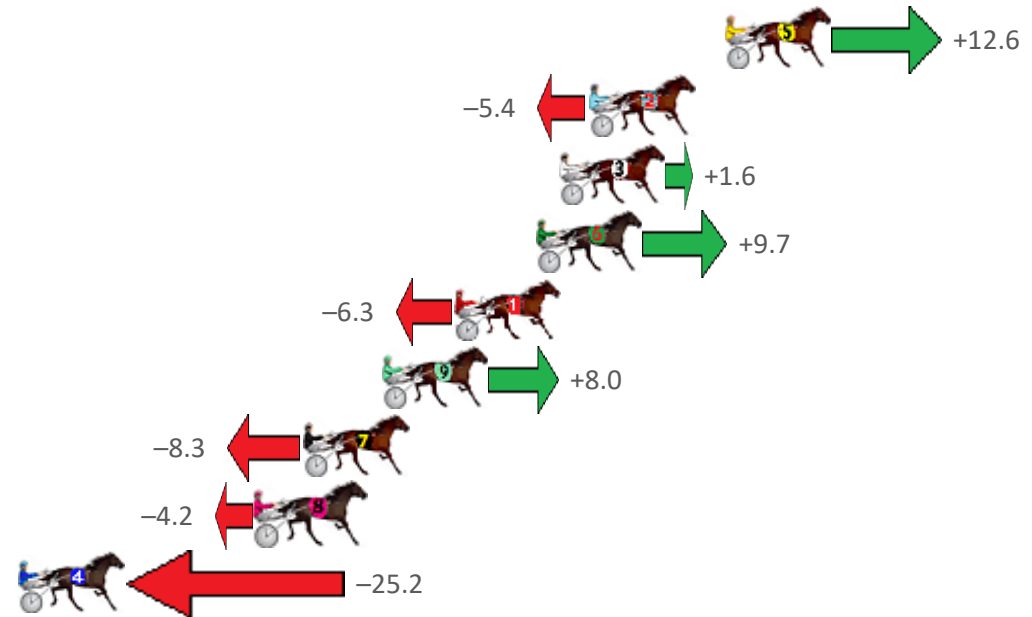
# Redcliffe Race 4 Distance 1780m

Thursday, 16 September 2021

Gross Time: 2:13.50 MileRate: 2:00.70 LeadTime: 11.50s First Qtr: 29.60s Second Qtr: 30.70s Third Qtr: 30.70s Fourth Qtr: 31.00s

NoHorse	Plc	Margin	Time	800Time (W)	400 Time (W)
5 TULHURST LOVER	1	0.0m	2:13.50	60.73s (1)	30.35s (2)
2 WILD ABOUT TOWN	2	5.4m	2:13.94	62.11s (0)	31.42s (0)
3 MELTON LUCKY	3	6.6m	2:14.04	61.58s (1)	31.28s (2)
6 CINDAROCKINRELLA	4	7.5m	2:14.11	60.96s (1)	30.53s (2)
1 CHAMPAGNE REACTOR	5	10.7m	2:14.37	62.18s (0)	31.41s (0)
9 LIVING FREE	6	13.6m	2:14.60	61.09s (1)	30.58s (1)
7 PATCHWORK JET	7	16.7m	2:14.85	62.34s (0)	31.55s (0)
8 VERMONT	8	18.6m	2:15.01	62.02s (0)	31.68s (1)
4 STUDLEIGH WILL	9	28.6m	2:15.82	63.63s (1)	32.87s (1)

Finish Position and metres gained from 800m



Sectionals  
Powered by



Home of Australian Harness Sectionals  
**PJ HARNESS ANALYSER**

+ RAW DATA + HORSE REPORTS + FREE FRIDAY FACEBOOK TIP



[www.pjdata.com.au](http://www.pjdata.com.au) | [admin@pjdata.com.au](mailto:admin@pjdata.com.au) | [www.facebook.com/PJHarnessRacing](https://www.facebook.com/PJHarnessRacing)

The Racing Queensland Board (trading as Racing Queensland) and provider are not responsible for the completeness or accuracy of any of the information contained herein, and makes no representations about its suitability for any purpose.

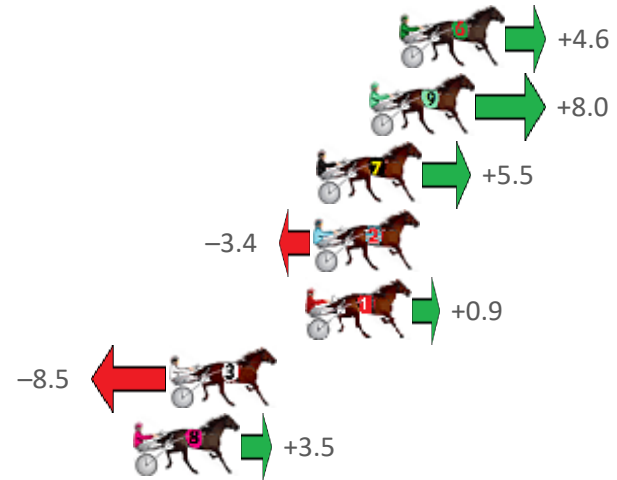
# Redcliffe Race 5 Distance 1780m

Thursday, 16 September 2021

Gross Time: 2:15.00 MileRate: 2:02.10 LeadTime: 11.20s First Qtr: 32.20s Second Qtr: 31.80s Third Qtr: 29.80s Fourth Qtr: 30.00s

NoHorse	Plc	Margin	Time	800Time (W)	400 Time (W)
6 PACIFIC COIN	1	0.0m	2:15.00	59.46s (1)	29.31s (1)
9 NON PASSARE	2	1.2m	2:15.09	59.21s (1)	29.05s (1)
7 TORQUE IN CONTROL	3	3.3m	2:15.26	59.39s (0)	29.37s (0)
2 COUNTRY RUN	4	3.4m	2:15.27	60.05s (0)	30.25s (0)
1 MISTER DECORUM	5	3.7m	2:15.29	59.73s (0)	29.81s (0)
3 RANCHO MAN	6	9.1m	2:15.72	60.43s (1)	30.31s (1)
8 HESLUVABLE	7	10.5m	2:15.83	59.54s (1)	29.41s (1)

Finish Position and metres gained from 800m



Sectionals  
Powered by



Home of Australian Harness Sectionals

PJ HARNESS ANALYSER

+ RAW DATA + HORSE REPORTS + FREE FRIDAY FACEBOOK TIP



[www.pjdata.com.au](http://www.pjdata.com.au) | [admin@pjdata.com.au](mailto:admin@pjdata.com.au) | [www.facebook.com/PJHarnessRacing](https://www.facebook.com/PJHarnessRacing)

The Racing Queensland Board (trading as Racing Queensland) and provider are not responsible for the completeness or accuracy of any of the information contained herein, and makes no representations about its suitability for any purpose.

# Redcliffe Race 6 Distance 1780m

Thursday, 16 September 2021

Gross Time: 2:12.50 MileRate: 1:59.80 LeadTime: 11.20s First Qtr: 31.70s Second Qtr: 30.40s Third Qtr: 30.00s Fourth Qtr: 29.20s

NoHorse	Plc	Margin	Time	800Time (W)	400 Time (W)
3 AYE AYE CAPTAIN	1	0.0m	2:12.50	59.20s (0)	29.20s (0)
2 WHATA ROLLER	2	0.1m	2:12.51	58.88s (0)	28.87s (0)
8 BONNIES A ROCKIN	3	19.5m	2:13.99	59.99s (0)	29.80s (0)
4 MAGGIE	4	20.2m	2:14.05	59.85s (1)	29.78s (1)
9 OUR ULTIMATE VICKI	5	21.8m	2:14.17	59.82s (0)	29.59s (0)
6 MAJOR SLIP UP	6	22.5m	2:14.22	60.37s (1)	30.28s (1)
7 CLARENDEN DAZZLER	7	24.4m	2:14.37	59.80s (1)	29.74s (1)

Finish Position and metres gained from 800m



Sectionals  
Powered by



Home of Australian Harness Sectionals  
**PJ HARNESS ANALYSER**

+ RAW DATA + HORSE REPORTS + FREE FRIDAY FACEBOOK TIP



[www.pjdata.com.au](http://www.pjdata.com.au) | [admin@pjdata.com.au](mailto:admin@pjdata.com.au) | [www.facebook.com/PJHarnessRacing](https://www.facebook.com/PJHarnessRacing)

The Racing Queensland Board (trading as Racing Queensland) and provider are not responsible for the completeness or accuracy of any of the information contained herein, and makes no representations about its suitability for any purpose.



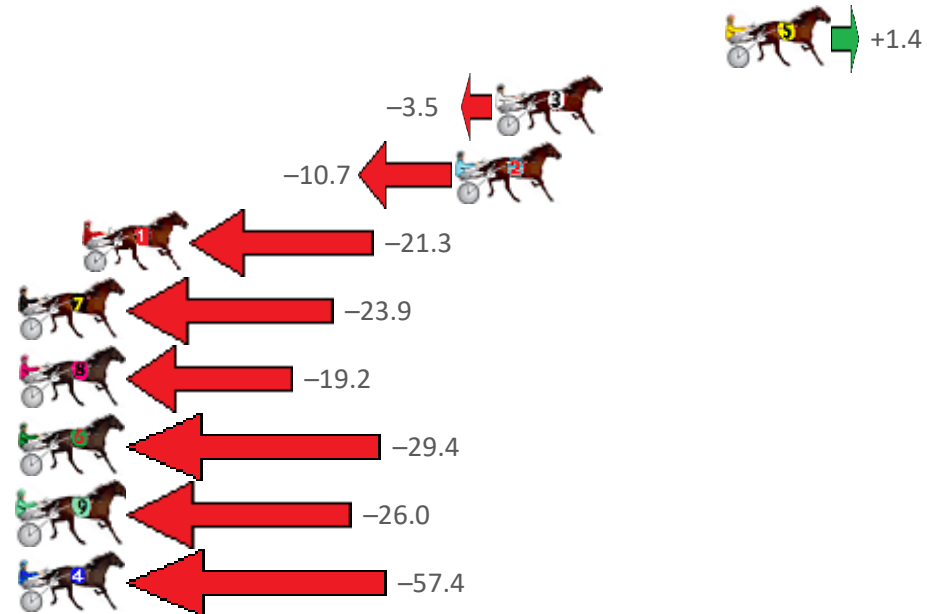
# Redcliffe Race 7 Distance 2040m

Thursday, 16 September 2021

Gross Time: 2:29.50 MileRate: 1:57.90 LeadTime: 31.10s First Qtr: 30.60s Second Qtr: 30.00s Third Qtr: 28.60s Fourth Qtr: 29.20s

NoHorse	Plc	Margin	Time	800Time (W)	400 Time (W)
5 SLICK BLASTER	1	0.0m	2:29.50	57.70s (1)	29.14s (1)
3 GELDOF	2	9.1m	2:30.20	58.05s (1)	29.45s (1)
2 HAMMERTIME HARLEY	3	10.7m	2:30.32	58.57s (0)	29.98s (0)
1 HUNZA VALLEY	4	25.5m	2:31.45	59.33s (0)	30.60s (0)
7 MY SECRET BEACH	5	32.9m	2:32.02	59.52s (0)	30.63s (0)
8 SPORTY AZZ	6	34.0m	2:32.10	59.18s (1)	30.17s (1)
6 BARKWAY ARNOLD	7	40.0m	2:32.56	59.91s (1)	31.00s (1)
9 BLISSFULDAY	8	45.2m	2:32.96	59.67s (1)	31.23s (2)
4 IMFEELINGIT	9	71.0m	2:34.94	61.92s (0)	32.83s (0)

Finish Position and metres gained from 800m



Sectionals  
Powered by



Home of Australian Harness Sectionals  
**PJ HARNESS ANALYSER**

+ RAW DATA + HORSE REPORTS + FREE FRIDAY FACEBOOK TIP



[www.pjdata.com.au](http://www.pjdata.com.au) | [admin@pjdata.com.au](mailto:admin@pjdata.com.au) | [www.facebook.com/PJHarnessRacing](https://www.facebook.com/PJHarnessRacing)

The Racing Queensland Board (trading as Racing Queensland) and provider are not responsible for the completeness or accuracy of any of the information contained herein, and makes no representations about its suitability for any purpose.

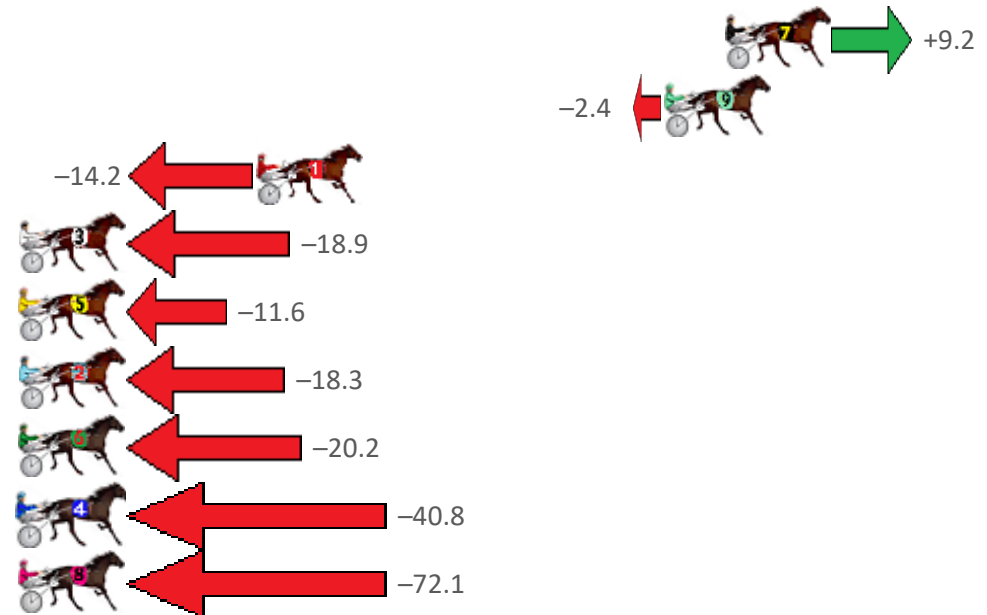
# Redcliffe Race 8 Distance 2040m

Thursday, 16 September 2021

Gross Time: 2:32.10 MileRate: 2:00.00 LeadTime: 32.00s First Qtr: 30.50s Second Qtr: 29.60s Third Qtr: 29.80s Fourth Qtr: 30.20s

NoHorse	Plc	Margin	Time	800Time (W)	400 Time (W)
7 IL MAXIMUS	1	0.0m	2:32.10	59.31s (0)	29.51s (0)
9 MISS VICTORIA	2	2.4m	2:32.29	60.18s (0)	30.38s (0)
1 WHOSTOLEMYPIGEON	3	18.6m	2:33.57	61.06s (0)	31.22s (0)
3 DOOLITTLE DOOZZIE	4	29.1m	2:34.40	61.41s (1)	31.12s (2)
5 CLASSIE AMERICAN	5	30.8m	2:34.54	60.87s (1)	30.89s (1)
2 HIT THE TRACK	6	32.3m	2:34.65	61.36s (0)	31.54s (0)
6 SO BOBS YOUR UNCLE	7	34.8m	2:34.85	61.51s (1)	31.25s (2)
4 HOT EMBERS	8	46.6m	2:35.79	63.04s (1)	32.84s (2)
8 TORO DELAGO	9	73.1m	2:37.88	65.38s (1)	34.59s (1)

Finish Position and metres gained from 800m



Sectionals  
Powered by



Home of Australian Harness Sectionals

PJ HARNESS ANALYSER

+ RAW DATA + HORSE REPORTS + FREE FRIDAY FACEBOOK TIP



www.pjdata.com.au | admin@pjdata.com.au | www.facebook.com/PJHarnessRacing

The Racing Queensland Board (trading as Racing Queensland) and provider are not responsible for the completeness or accuracy of any of the information contained herein, and makes no representations about its suitability for any purpose.



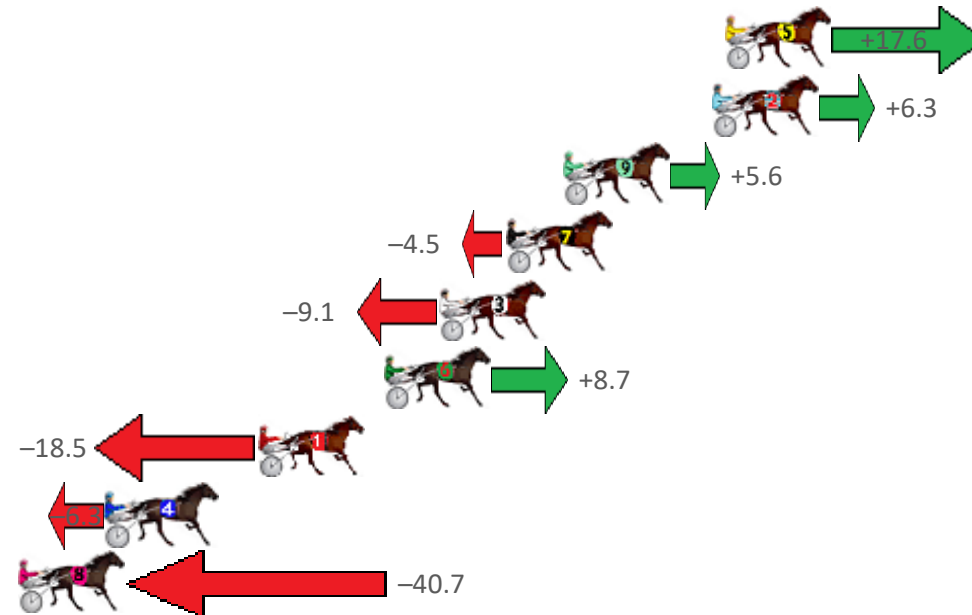
# Redcliffe Race 9 Distance 1780m

Thursday, 16 September 2021

Gross Time: 2:12.30 MileRate: 1:59.60 LeadTime: 11.40s First Qtr: 30.00s Second Qtr: 30.10s Third Qtr: 29.90s Fourth Qtr: 30.90s

NoHorse	Plc	Margin	Time	800Time (W)	400 Time (W)
5 THE HUMMER	1	0.0m	2:12.30	59.47s (1)	29.95s (0)
2 SPORT MENTAL	2	0.5m	2:12.34	60.32s (1)	30.48s (2)
9 ROCKNROLL DUDE	3	6.4m	2:12.82	60.38s (1)	30.55s (1)
7 MEGA STAR	4	8.7m	2:13.00	61.14s (0)	31.23s (0)
3 THERESACHANCE	5	11.3m	2:13.21	61.49s (1)	31.58s (1)
6 JUMPING JOLT	6	13.5m	2:13.39	60.14s (1)	30.97s (2)
1 ROLL WITH ROCKY	7	18.5m	2:13.80	62.20s (0)	32.32s (0)
4 TORQUE WITH ESTEEM	8	24.5m	2:14.28	61.28s (0)	31.29s (0)
8 MAKE MINE JOE	9	54.9m	2:16.74	63.88s (0)	32.97s (0)

Finish Position and metres gained from 800m



Sectionals  
Powered by



Home of Australian Harness Sectionals  
**PJ HARNESS ANALYSER**

+ RAW DATA + HORSE REPORTS + FREE FRIDAY FACEBOOK TIP



[www.pjdata.com.au](http://www.pjdata.com.au) | [admin@pjdata.com.au](mailto:admin@pjdata.com.au) | [www.facebook.com/PJHarnessRacing](https://www.facebook.com/PJHarnessRacing)

The Racing Queensland Board (trading as Racing Queensland) and provider are not responsible for the completeness or accuracy of any of the information contained herein, and makes no representations about its suitability for any purpose.

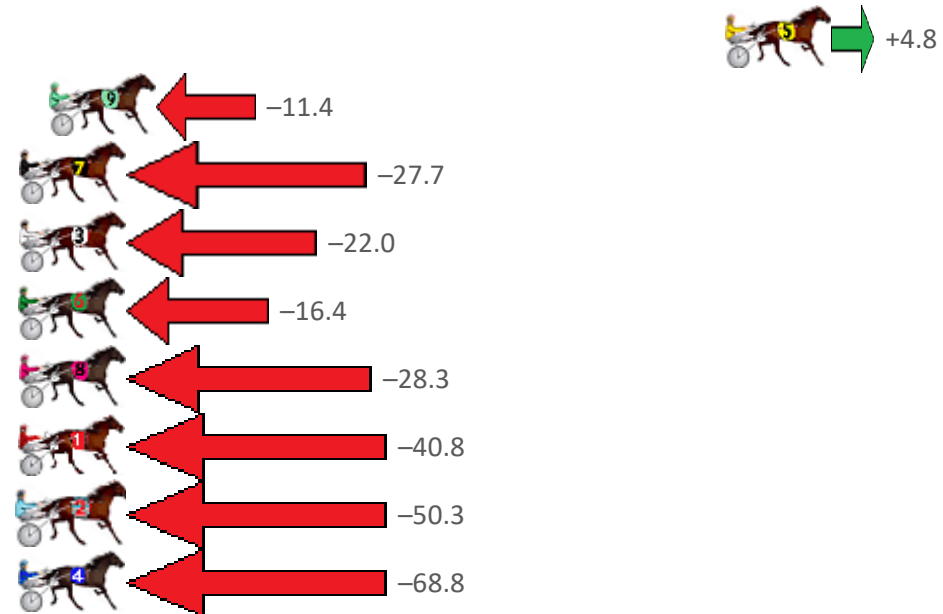
# Redcliffe Race 10 Distance 1780m

Thursday, 16 September 2021

Gross Time: 2:11.90 MileRate: 1:59.30 LeadTime: 11.30s First Qtr: 30.30s Second Qtr: 31.10s Third Qtr: 30.00s Fourth Qtr: 29.20s

NoHorse	Plc	Margin	Time	800Time (W)	400 Time (W)
5 COBBITY CASTLE	1	0.0m	2:11.90	58.85s (1)	29.11s (2)
9 PIPPA MAGUIRE	2	26.8m	2:13.95	60.04s (1)	30.33s (1)
7 MACH TORQUE	3	32.3m	2:14.37	61.24s (0)	31.23s (0)
3 LETS BLAZE	4	32.8m	2:14.41	60.82s (1)	31.12s (1)
6 BE GOOD BENNY	5	36.2m	2:14.67	60.41s (1)	31.36s (2)
8 CROSSED LEGS	6	37.5m	2:14.77	61.28s (0)	31.30s (0)
1 SPECIAL MEANING	7	40.8m	2:15.02	62.20s (0)	32.16s (0)
2 MAFFIOSO GIRL	8	50.5m	2:15.77	62.90s (1)	32.85s (1)
4 MYGEORGIE	9	83.4m	2:18.29	64.26s (0)	34.11s (0)

Finish Position and metres gained from 800m



Sectionals  
Powered by



Home of Australian Harness Sectionals  
**PJ HARNESS ANALYSER**

+ RAW DATA + HORSE REPORTS + FREE FRIDAY FACEBOOK TIP



[www.pjdata.com.au](http://www.pjdata.com.au) | [admin@pjdata.com.au](mailto:admin@pjdata.com.au) | [www.facebook.com/PJHarnessRacing](https://www.facebook.com/PJHarnessRacing)

The Racing Queensland Board (trading as Racing Queensland) and provider are not responsible for the completeness or accuracy of any of the information contained herein, and makes no representations about its suitability for any purpose.