

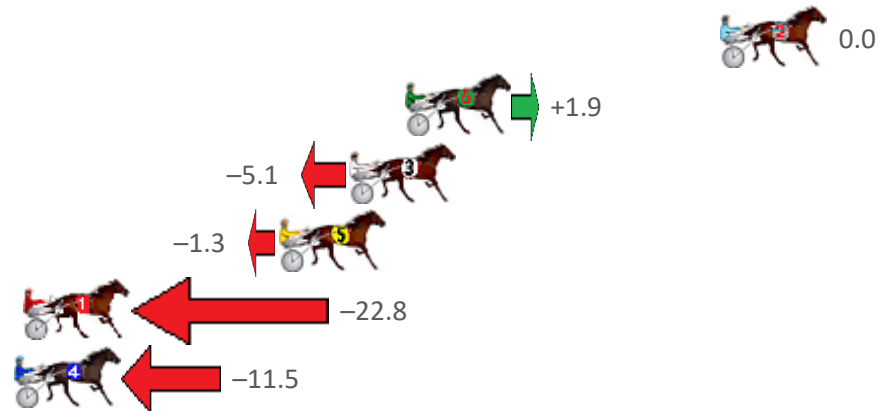
Albion Park Race 1 Distance 1660m

Tuesday, 21 September 2021

Gross Time: 2:00.90 MileRate: 1:57.20 LeadTime: 3.60s First Qtr: 29.80s Second Qtr: 30.40s Third Qtr: 29.40s Fourth Qtr: 27.70s

NoHorse	Plc	Margin	Time	800Time (W)	400 Time (W)
2 AMAMI	1	0.0m	2:00.90	57.10s (0)	27.70s (0)
6 BETTING ORIGIN	2	12.5m	2:01.81	56.97s (0)	27.91s (1)
3 AUNTY ROXY	3	14.7m	2:01.97	57.46s (0)	28.00s (0)
5 ALWAYS BME	4	17.5m	2:02.18	57.19s (1)	28.59s (1)
1 PARTY POLOTIX	5	27.6m	2:02.91	58.72s (0)	29.23s (0)
4 BETTOR ROCKNROLL	6	31.5m	2:03.20	57.92s (0)	28.82s (1)

Finish Position and metres gained from 800m



Sectionals
Powered by



Home of Australian Harness Sectionals
PJ HARNESS ANALYSER

+ RAW DATA + HORSE REPORTS + FREE FRIDAY FACEBOOK TIP



www.pjdata.com.au | admin@pjdata.com.au | www.facebook.com/PJHarnessRacing

The Racing Queensland Board (trading as Racing Queensland) and provider are not responsible for the completeness or accuracy of any of the information contained herein, and makes no representations about its suitability for any purpose.

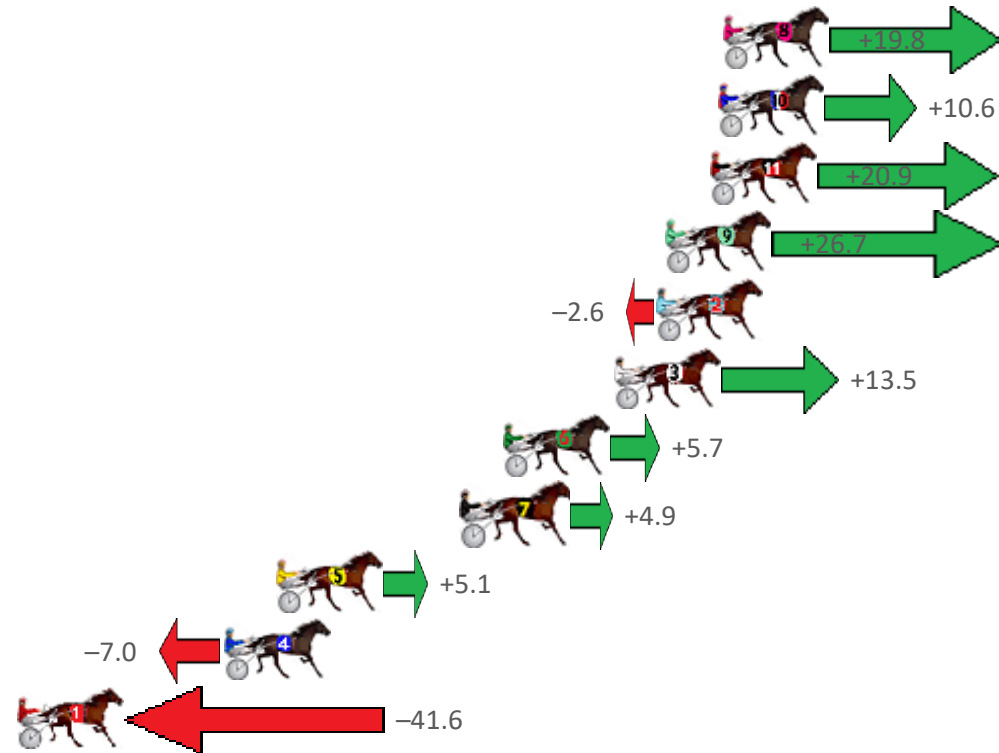
Albion Park Race 2 Distance 2138m

Tuesday, 21 September 2021

Gross Time: 2:47.10 MileRate: 2:02.90 LeadTime: 42.90s First Qtr: 30.80s Second Qtr: 30.90s Third Qtr: 30.90s Fourth Qtr: 31.60s

NoHorse	Plc	Margin	Time	800Time (W)	400 Time (W)
8 THE REAPER	1	0.0m	2:47.10	60.96s (1)	30.45s (1)
10 JANSSON	2	0.2m	2:47.12	61.68s (1)	30.91s (0)
11 IM THE COMMANDO	3	0.5m	2:47.14	60.88s (2)	30.89s (2)
9 CHASING GREAT	4	2.3m	2:47.29	60.43s (0)	30.78s (3)
2 ALDEBARAN SELENA	5	2.6m	2:47.31	62.70s (0)	31.80s (0)
3 THE NIGHT KING	6	4.3m	2:47.46	61.45s (0)	30.13s (2)
6 ROSEHILL MAGIC	7	8.7m	2:47.82	62.06s (2)	31.72s (1)
7 AURORA	8	10.3m	2:47.95	62.12s (1)	31.34s (0)
5 DOWN UNDER RORS	9	17.7m	2:48.56	62.10s (0)	31.55s (2)
4 SPIDERS DEVIL	10	19.8m	2:48.73	63.04s (0)	31.40s (1)
1 DOUBLETAP	11	49.8m	2:51.21	65.73s (0)	33.61s (0)

Finish Position and metres gained from 800m



Sectionals
Powered by



Home of Australian Harness Sectionals
PJ HARNESS ANALYSER

+ RAW DATA + HORSE REPORTS + FREE FRIDAY FACEBOOK TIP



www.pjdata.com.au | admin@pjdata.com.au | www.facebook.com/PJHarnessRacing

The Racing Queensland Board (trading as Racing Queensland) and provider are not responsible for the completeness or accuracy of any of the information contained herein, and makes no representations about its suitability for any purpose.

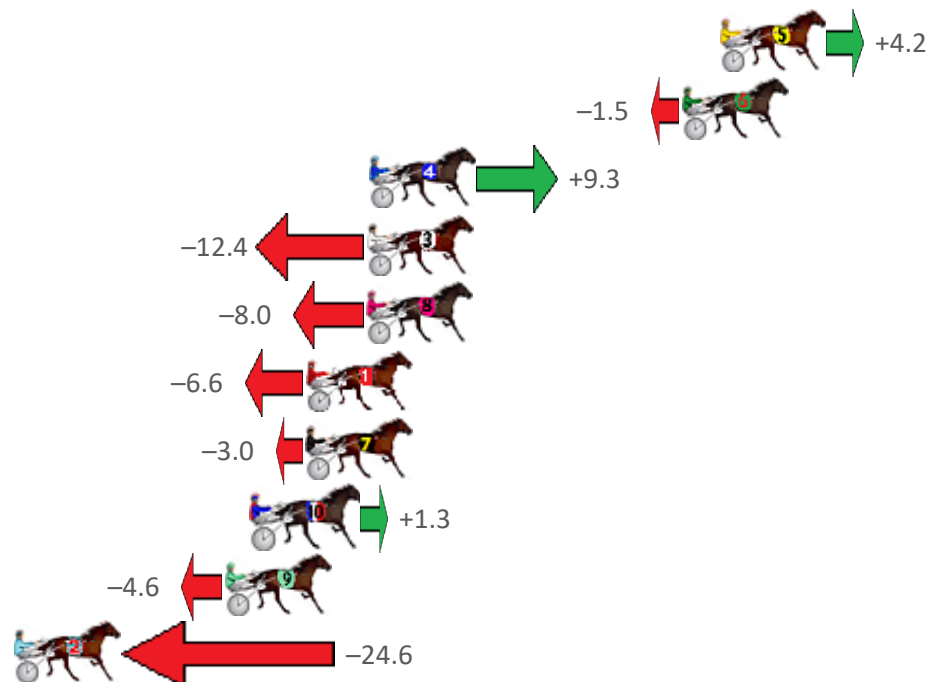
Albion Park Race 3 Distance 1660m

Tuesday, 21 September 2021

Gross Time: 2:02.10 MileRate: 1:58.40 LeadTime: 3.50s First Qtr: 28.40s Second Qtr: 30.00s Third Qtr: 30.70s Fourth Qtr: 29.50s

NoHorse	Plc	Margin	Time	800Time (W)	400 Time (W)
5 WOODLANDS WONDER	1	0.0m	2:02.10	59.89s (0)	29.18s (0)
6 ILLBEWATCHING	2	1.5m	2:02.22	60.31s (0)	29.61s (0)
4 BELLAVICTREE	3	13.9m	2:03.17	59.50s (1)	29.74s (2)
3 CHUMP CHOP	4	14.0m	2:03.18	61.13s (1)	30.47s (1)
8 ARCHILLES	4	14.0m	2:03.18	60.80s (1)	30.07s (1)
1 DOOLITTLE DEXTER	6	16.4m	2:03.37	60.69s (0)	30.00s (0)
7 SIR SEMPER FIDELIS	7	16.4m	2:03.37	60.42s (1)	30.23s (2)
10 NEWMERELLA LADYKAY	8	18.5m	2:03.53	60.10s (0)	29.80s (0)
9 JOEY LINCOLN	9	19.6m	2:03.62	60.54s (0)	30.16s (1)
2 NEVAEVABEND	10	43.2m	2:05.44	62.04s (1)	31.51s (1)

Finish Position and metres gained from 800m



Sectionals
Powered by



Home of Australian Harness Sectionals
PJ HARNESS ANALYSER

+ RAW DATA + HORSE REPORTS + FREE FRIDAY FACEBOOK TIP



www.pjdata.com.au | admin@pjdata.com.au | www.facebook.com/PJHarnessRacing

The Racing Queensland Board (trading as Racing Queensland) and provider are not responsible for the completeness or accuracy of any of the information contained herein, and makes no representations about its suitability for any purpose.

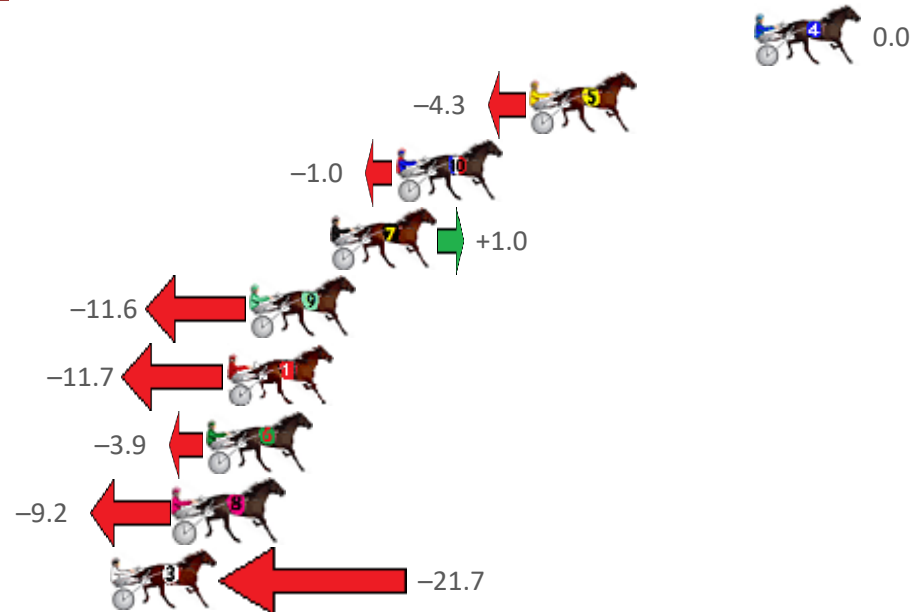
Albion Park Race 4 Distance 1660m

Tuesday, 21 September 2021

Gross Time: 2:01.40 MileRate: 1:57.70 LeadTime: 3.50s First Qtr: 29.90s Second Qtr: 29.20s Third Qtr: 30.20s Fourth Qtr: 28.60s

No	Horse	Plc	Margin	Time	800Time (W)	400 Time (W)
4	COBBITY CASTLE	1	0.0m	2:01.40	58.80s (0)	28.60s (0)
5	KOTARE ELITE	2	8.9m	2:02.07	59.11s (0)	28.91s (0)
10	SHEZ ALL STYLE	3	14.2m	2:02.47	58.87s (1)	29.10s (2)
7	DESPONDENT	4	16.8m	2:02.66	58.73s (0)	28.94s (1)
9	OLIVER WINKLE	5	20.0m	2:02.90	59.65s (1)	29.48s (1)
1	CROWN MOJO	6	20.9m	2:02.97	59.66s (0)	29.42s (0)
6	TINGE OF FEAR	7	21.7m	2:03.03	59.09s (1)	29.28s (2)
8	CALL ME DIVA	8	23.0m	2:03.13	59.47s (0)	29.14s (0)
3	BETTOR MEMORIES	9	25.5m	2:03.32	60.39s (1)	30.19s (1)

Finish Position and metres gained from 800m



Sectionals
Powered by



Home of Australian Harness Sectionals
PJ HARNESS ANALYSER

+ RAW DATA + HORSE REPORTS + FREE FRIDAY FACEBOOK TIP



www.pjdata.com.au | admin@pjdata.com.au | www.facebook.com/PJHarnessRacing

The Racing Queensland Board (trading as Racing Queensland) and provider are not responsible for the completeness or accuracy of any of the information contained herein, and makes no representations about its suitability for any purpose.

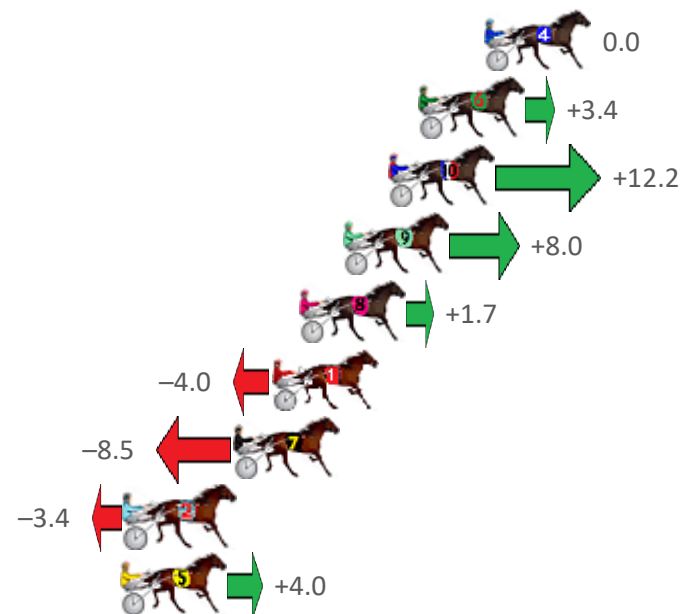
Albion Park Race 5 Distance 1660m

Tuesday, 21 September 2021

Gross Time: 2:02.60 MileRate: 1:58.80 LeadTime: 3.50s First Qtr: 29.20s Second Qtr: 30.50s Third Qtr: 30.30s Fourth Qtr: 29.10s

NoHorse	Plc	Margin	Time	800Time (W)	400 Time (W)
4 BARIKA	1	0.0m	2:02.60	59.40s (0)	29.10s (0)
6 MAN OF ACTION	2	2.6m	2:02.80	59.15s (1)	28.88s (1)
10 OUR FRIEND	3	3.8m	2:02.89	58.50s (1)	28.36s (1)
9 WANNAGO	4	5.6m	2:03.03	58.81s (0)	28.52s (0)
8 NIFTY JOLT	5	7.3m	2:03.16	59.27s (0)	28.95s (0)
1 BULLDOG BRAWLER	6	8.4m	2:03.24	59.70s (0)	29.39s (0)
7 ALBION ARK	7	9.9m	2:03.36	60.03s (1)	29.73s (1)
2 MOTU AMETHYST	8	14.2m	2:03.68	59.65s (1)	29.42s (1)
5 GO AWAY	9	14.4m	2:03.70	59.10s (0)	28.81s (0)

Finish Position and metres gained from 800m



Sectionals
Powered by



Home of Australian Harness Sectionals

PJ HARNESS ANALYSER

+ RAW DATA + HORSE REPORTS + FREE FRIDAY FACEBOOK TIP



www.pjdata.com.au | admin@pjdata.com.au | www.facebook.com/PJHarnessRacing

The Racing Queensland Board (trading as Racing Queensland) and provider are not responsible for the completeness or accuracy of any of the information contained herein, and makes no representations about its suitability for any purpose.

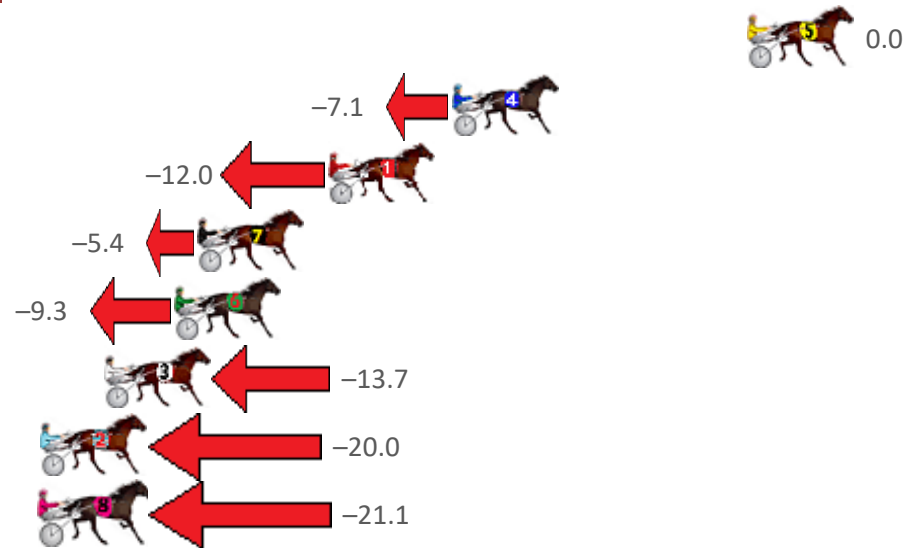
Albion Park Race 6 Distance 2138m

Tuesday, 21 September 2021

Gross Time: 2:36.50 MileRate: 1:57.80 LeadTime: 37.30s First Qtr: 30.10s Second Qtr: 32.10s Third Qtr: 29.40s Fourth Qtr: 27.60s

NoHorse	Plc	Margin	Time	800Time (W)	400 Time (W)
5 KASHED UP	1	0.0m	2:36.50	57.00s (0)	27.60s (0)
4 ANOTHER STATEMENT	2	11.7m	2:37.35	57.50s (1)	28.10s (1)
1 THE HUMMER	3	16.6m	2:37.71	57.85s (0)	28.31s (0)
7 IMASPORTSSTAR	4	21.8m	2:38.08	57.38s (2)	28.33s (2)
6 AJAY BREEZY ROSE	5	22.7m	2:38.15	57.66s (1)	28.07s (2)
3 BEAST MODE	6	25.5m	2:38.35	57.97s (2)	28.92s (2)
2 OYSTER STRIDE	7	28.8m	2:38.59	58.42s (1)	28.82s (1)
8 B MAC C	8	30.1m	2:38.69	58.49s (0)	28.76s (0)

Finish Position and metres gained from 800m



Sectionals
Powered by



Home of Australian Harness Sectionals
PJ HARNESS ANALYSER

+ RAW DATA + HORSE REPORTS + FREE FRIDAY FACEBOOK TIP



www.pjdata.com.au | admin@pjdata.com.au | www.facebook.com/PJHarnessRacing

The Racing Queensland Board (trading as Racing Queensland) and provider are not responsible for the completeness or accuracy of any of the information contained herein, and makes no representations about its suitability for any purpose.

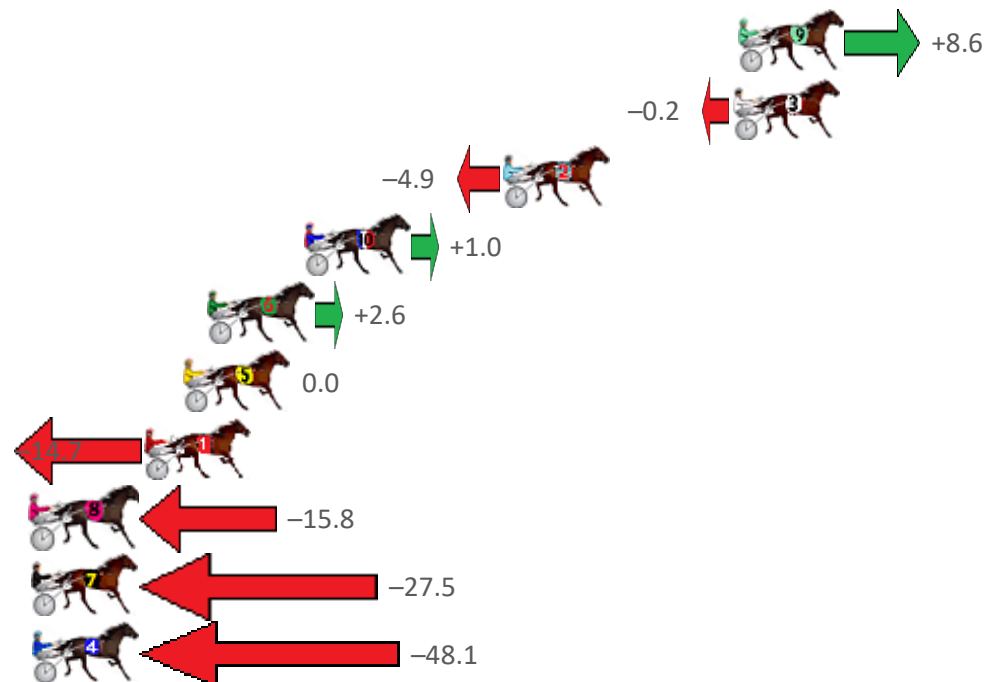
Albion Park Race 7 Distance 2138m

Tuesday, 21 September 2021

Gross Time: 2:37.70 MileRate: 1:58.70 LeadTime: 37.50s First Qtr: 32.30s Second Qtr: 31.20s Third Qtr: 29.00s Fourth Qtr: 27.70s

NoHorse	Plc	Margin	Time	800Time (W)	400 Time (W)
9 LE TISSIER	1	0.0m	2:37.70	56.09s (1)	27.55s (1)
3 GOING FOR GOLD	2	0.2m	2:37.71	56.71s (0)	27.71s (0)
2 FIREHOUSE	3	9.3m	2:38.38	57.05s (0)	28.04s (0)
10 TARGARYEN	4	17.2m	2:38.95	56.63s (1)	28.17s (2)
6 LANCELOT BROMAC	5	21.0m	2:39.23	56.52s (1)	28.13s (2)
5 FOUR FOR FOUR	6	22.0m	2:39.30	56.70s (0)	27.92s (1)
1 HANDSOME HARRY	7	23.5m	2:39.41	57.74s (0)	28.53s (0)
8 DANCINTOTHEBEAT	8	28.8m	2:39.80	57.81s (1)	28.69s (1)
7 GASMONKEY	9	40.7m	2:40.67	58.64s (0)	28.81s (0)
4 MAGICOL IDEAL	10	52.3m	2:41.51	60.09s (1)	30.60s (1)

Finish Position and metres gained from 800m



Sectionals
Powered by



Home of Australian Harness Sectionals

PJ HARNESS ANALYSER

+ RAW DATA + HORSE REPORTS + FREE FRIDAY FACEBOOK TIP



www.pjdata.com.au | admin@pjdata.com.au | www.facebook.com/PJHarnessRacing

The Racing Queensland Board (trading as Racing Queensland) and provider are not responsible for the completeness or accuracy of any of the information contained herein, and makes no representations about its suitability for any purpose.

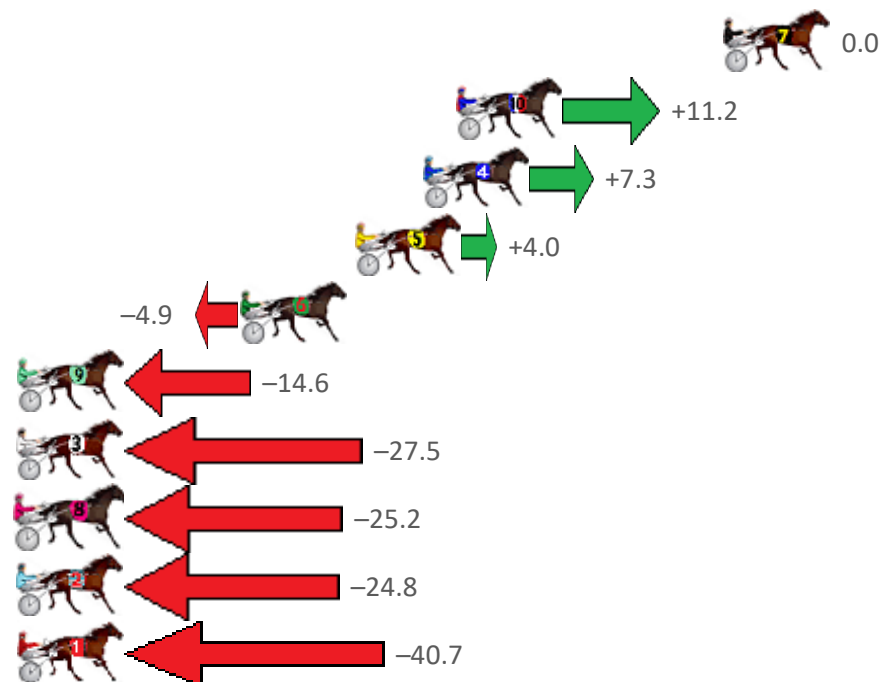
Albion Park Race 8 Distance 1660m

Tuesday, 21 September 2021

Gross Time: 1:59.80 MileRate: 1:56.10 LeadTime: 3.30s First Qtr: 26.80s Second Qtr: 30.30s Third Qtr: 29.70s Fourth Qtr: 29.70s

NoHorse	Plc	Margin	Time	800Time (W)	400 Time (W)
7 UNCLE SHANK	1	0.0m	1:59.80	59.40s (0)	29.70s (0)
10 EL AGUILA	2	10.6m	2:00.63	58.57s (2)	30.20s (1)
4 JAY TEE TYRON	3	11.9m	2:00.73	58.86s (1)	29.74s (3)
5 BANGKOK BRAVADO	4	14.6m	2:00.94	59.10s (0)	29.58s (3)
6 SQUARE DEALER	5	19.1m	2:01.29	59.76s (1)	29.84s (2)
9 VOUCHERS	6	28.6m	2:02.03	60.48s (0)	30.42s (0)
3 THERESACHANCE	7	32.3m	2:02.31	61.43s (1)	31.35s (1)
8 ITS MR CLOONEY	8	34.4m	2:02.48	61.26s (0)	31.16s (0)
2 SPORT MENTAL	9	34.6m	2:02.49	61.23s (1)	31.29s (2)
1 CHEESANDKISSES	10	45.5m	2:03.34	62.41s (0)	32.34s (0)

Finish Position and metres gained from 800m



Sectionals
Powered by



Home of Australian Harness Sectionals

PJ HARNESS ANALYSER

+ RAW DATA + HORSE REPORTS + FREE FRIDAY FACEBOOK TIP



www.pjdata.com.au | admin@pjdata.com.au | www.facebook.com/PJHarnessRacing

The Racing Queensland Board (trading as Racing Queensland) and provider are not responsible for the completeness or accuracy of any of the information contained herein, and makes no representations about its suitability for any purpose.

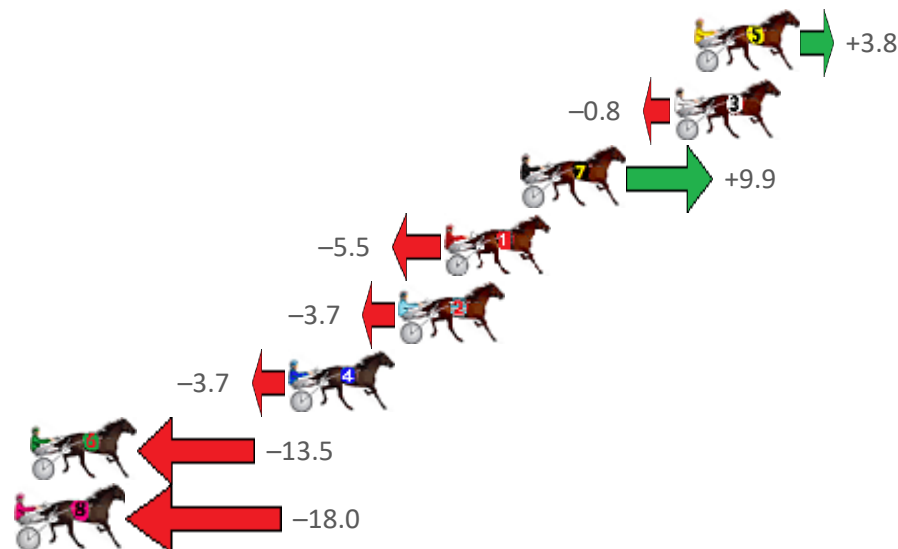
Albion Park Race 9 Distance 1660m

Tuesday, 21 September 2021

Gross Time: 1:59.70 MileRate: 1:56.00 LeadTime: 3.40s First Qtr: 28.10s Second Qtr: 30.90s Third Qtr: 29.00s Fourth Qtr: 28.30s

NoHorse	Plc	Margin	Time	800Time (W)	400 Time (W)
5 ROCK FISHERMAN	1	0.0m	1:59.70	57.03s (1)	28.09s (1)
3 MOHS EM DOWN	2	0.8m	1:59.76	57.36s (0)	28.36s (0)
7 BOHANNAN	3	6.9m	2:00.21	56.59s (1)	27.53s (1)
1 RAGNARR	4	9.9m	2:00.44	57.69s (0)	28.56s (0)
2 JUMPING JOLT	5	11.7m	2:00.57	57.56s (1)	28.53s (1)
4 BEE GEES BANDIT	6	16.1m	2:00.90	57.56s (1)	28.50s (1)
6 LIVING AGAIN	7	26.3m	2:01.66	58.26s (0)	29.02s (0)
8 GOONLY	8	26.8m	2:01.69	58.58s (0)	29.36s (0)

Finish Position and metres gained from 800m



Sectionals
Powered by



Home of Australian Harness Sectionals

PJ HARNESS ANALYSER

+ RAW DATA + HORSE REPORTS + FREE FRIDAY FACEBOOK TIP



www.pjdata.com.au | admin@pjdata.com.au | www.facebook.com/PJHarnessRacing

The Racing Queensland Board (trading as Racing Queensland) and provider are not responsible for the completeness or accuracy of any of the information contained herein, and makes no representations about its suitability for any purpose.

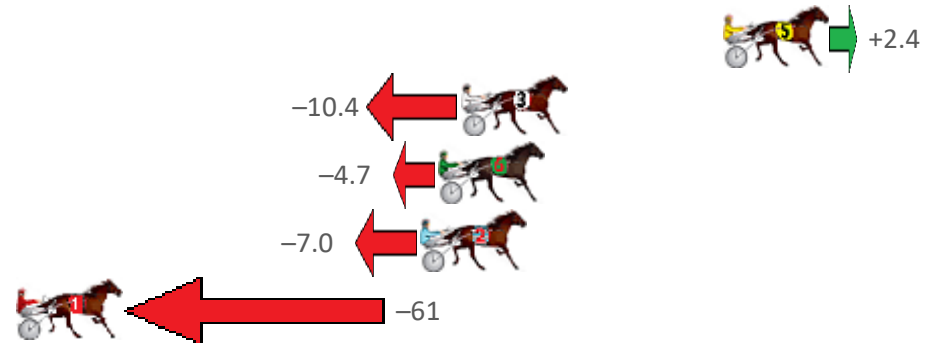
Albion Park Race 10 Distance 2138m

Tuesday, 21 September 2021

Gross Time: 2:37.70 MileRate: 1:58.70 LeadTime: 38.80s First Qtr: 32.10s Second Qtr: 29.80s Third Qtr: 27.90s Fourth Qtr: 29.10s

NoHorse	Plc	Margin	Time	800Time (W)	400 Time (W)
5 DREAM TO SHARE	1	0.0m	2:37.70	56.83s (1)	29.10s (1)
3 SABRAGE	2	10.4m	2:38.49	57.74s (0)	29.85s (0)
6 SOME EXCUSESOMEW	3	11.3m	2:38.56	57.33s (1)	29.45s (1)
2 TULHURST ACE	4	12.0m	2:38.62	57.50s (0)	29.53s (0)
1 EH EF EL	5	150.2m	2:49.17	61.27s (0)	31.28s (0)

Finish Position and metres gained from 800m



Sectionals
Powered by



Home of Australian Harness Sectionals
PJ HARNESS ANALYSER

+ RAW DATA + HORSE REPORTS + FREE FRIDAY FACEBOOK TIP



www.pjdata.com.au | admin@pjdata.com.au | www.facebook.com/PJHarnessRacing

The Racing Queensland Board (trading as Racing Queensland) and provider are not responsible for the completeness or accuracy of any of the information contained herein, and makes no representations about its suitability for any purpose.