

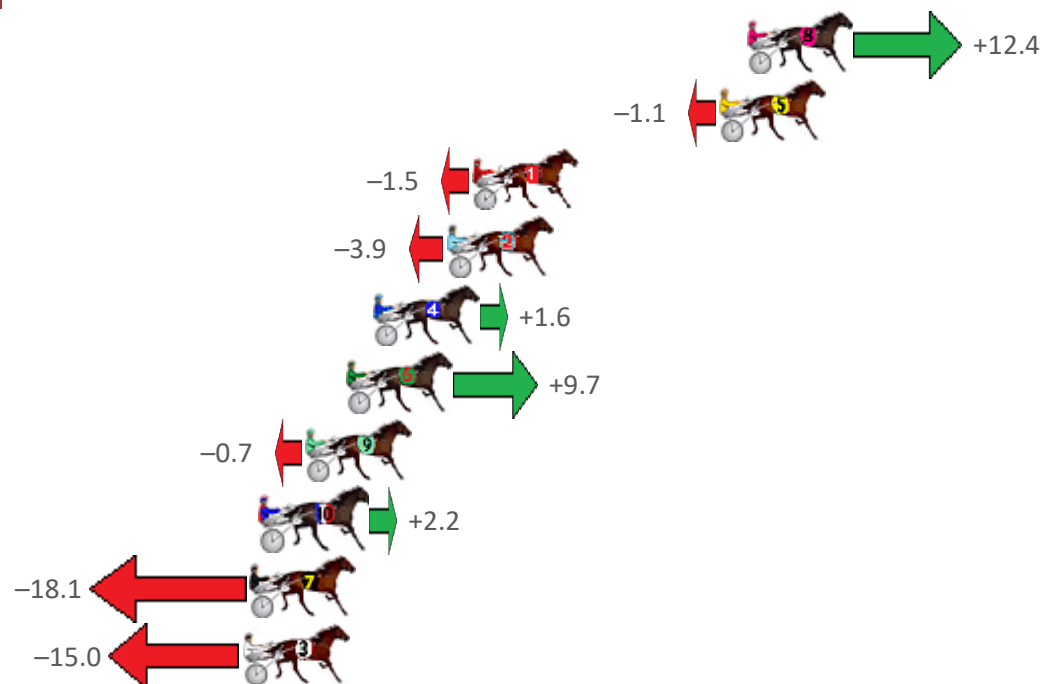
Albion Park Race 1 Distance 1660m

Saturday, 9 October 2021

Gross Time: 1:56.30 MileRate: 1:52.80 LeadTime: 3.20s First Qtr: 26.80s Second Qtr: 29.50s Third Qtr: 28.30s Fourth Qtr: 28.50s

NoHorse	Plc	Margin	Time	800Time (W)	400 Time (W)
8 FRANCO HAMPTON	1	0.0m	1:56.30	55.92s (1)	28.02s (2)
5 KEY LARGO	2	1.1m	1:56.38	56.88s (0)	28.58s (0)
1 TWENTYEIGHTBLACK	3	10.9m	1:57.12	56.91s (0)	28.37s (1)
2 OUR BONDI BEACH	4	11.9m	1:57.19	57.08s (1)	28.75s (1)
4 HANDSOME HERO	5	14.8m	1:57.41	56.69s (0)	28.47s (0)
6 JONAH JONES	6	15.9m	1:57.49	56.12s (1)	28.37s (1)
9 CASINO TOMMY	7	17.5m	1:57.61	56.85s (1)	28.69s (2)
10 UNDER WORKED	8	19.2m	1:57.74	56.64s (1)	28.64s (3)
7 WATCH PULP FICTION	9	19.7m	1:57.77	58.08s (1)	29.65s (1)
3 JUMPING JACK JIMMY	10	20.0m	1:57.80	57.86s (0)	29.32s (0)

Finish Position and metres gained from 800m



Sectionals
Powered by



Home of Australian Harness Sectionals

PJ HARNESS ANALYSER

+ RAW DATA + HORSE REPORTS + FREE FRIDAY FACEBOOK TIP



www.pjdata.com.au | admin@pjdata.com.au | www.facebook.com/PJHarnessRacing

The Racing Queensland Board (trading as Racing Queensland) and provider are not responsible for the completeness or accuracy of any of the information contained herein, and makes no representations about its suitability for any purpose.

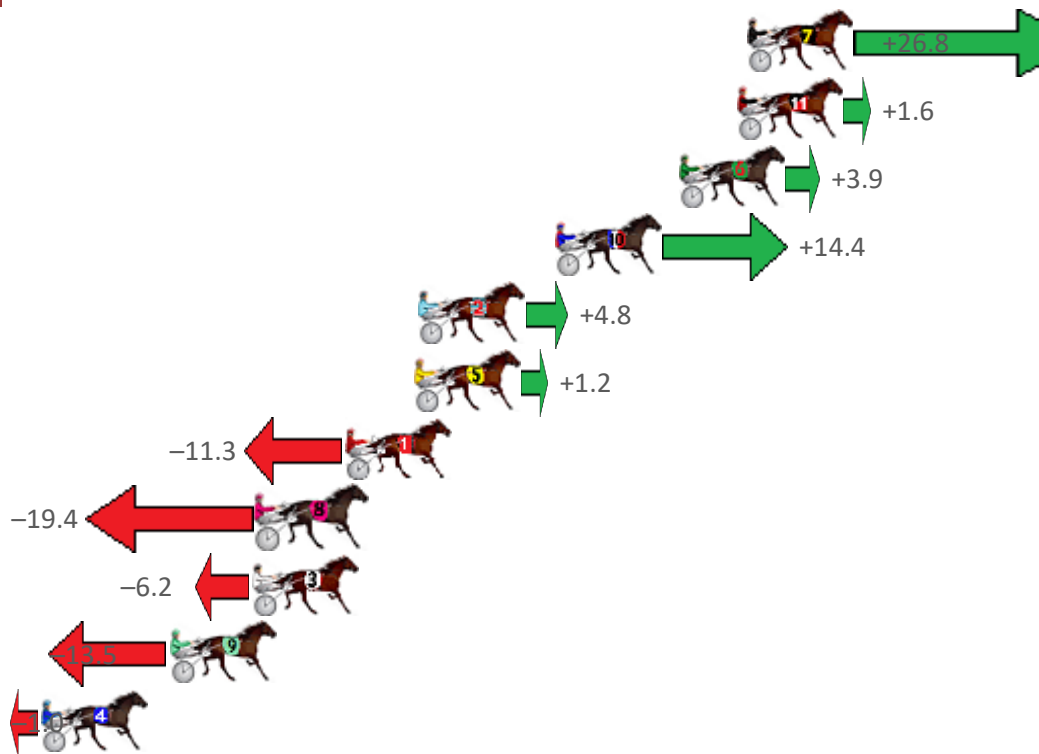
Albion Park Race 2 Distance 2138m

Saturday, 9 October 2021

Gross Time: 2:33.60 MileRate: 1:55.60 LeadTime: 36.80s First Qtr: 29.40s Second Qtr: 29.70s Third Qtr: 28.50s Fourth Qtr: 29.20s

NoHorse	Plc	Margin	Time	800Time (W)	400 Time (W)
7 SCARLET BABE	1	0.0m	2:33.60	55.78s (1)	27.94s (2)
11 ROCK FISHERMAN	2	0.4m	2:33.63	57.59s (1)	29.23s (0)
6 WAHS FIRE BUG	3	2.7m	2:33.81	57.42s (1)	29.21s (1)
10 IT AINT THE MONEY	4	7.6m	2:34.18	56.67s (1)	28.53s (0)
2 SLICK BLASTER	5	13.0m	2:34.60	57.36s (1)	28.98s (1)
5 HENRY HU	6	13.2m	2:34.61	57.61s (0)	29.26s (0)
1 AT WEST POINT	7	15.9m	2:34.82	58.51s (0)	29.66s (1)
8 ROCKNROLL CLASSIC	8	19.4m	2:35.09	59.09s (0)	30.25s (0)
3 RAGNARR	9	19.6m	2:35.10	58.14s (1)	29.66s (3)
9 THE DEMOCRAT	10	22.9m	2:35.35	58.67s (0)	30.17s (2)
4 BLUE MOON RISING	11	32.2m	2:36.07	57.77s (1)	29.78s (0)

Finish Position and metres gained from 800m



Sectionals
Powered by



Home of Australian Harness Sectionals
PJ HARNESS ANALYSER

+ RAW DATA + HORSE REPORTS + FREE FRIDAY FACEBOOK TIP



www.pjdata.com.au | admin@pjdata.com.au | www.facebook.com/PJHarnessRacing

The Racing Queensland Board (trading as Racing Queensland) and provider are not responsible for the completeness or accuracy of any of the information contained herein, and makes no representations about its suitability for any purpose.

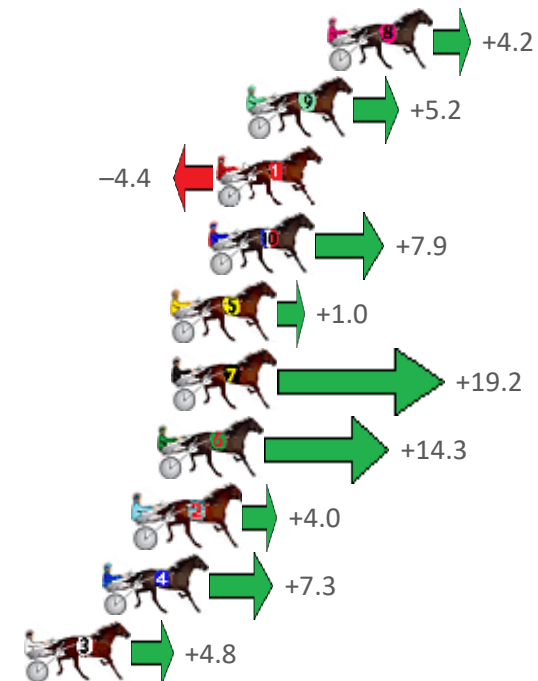
Albion Park Race 3 Distance 1660m

Saturday, 9 October 2021

Gross Time: 2:00.20 MileRate: 1:56.50 LeadTime: 3.50s First Qtr: 27.60s Second Qtr: 31.50s Third Qtr: 29.80s Fourth Qtr: 27.80s

NoHorse	Plc	Margin	Time	800Time (W)	400 Time (W)
8 DOUBLE OR NOTHING	1	0.0m	2:00.20	57.30s (0)	27.51s (0)
9 GLENEAGLE WARRIOR	2	3.2m	2:00.43	57.23s (0)	27.44s (0)
1 KING TRITON	3	4.4m	2:00.52	57.92s (0)	28.10s (0)
10 DESPONDENT	4	4.7m	2:00.54	57.03s (0)	27.23s (0)
5 LIFES BLACK	5	6.2m	2:00.65	57.53s (1)	27.90s (1)
7 LIFE OF BRIAN	5	6.2m	2:00.65	56.23s (1)	26.72s (2)
6 ROCKNROLL DUDE	7	6.7m	2:00.69	56.58s (1)	27.07s (2)
2 TROPICAL STORM	8	7.6m	2:00.76	57.31s (1)	27.69s (2)
4 MAN OF ACTION	9	8.9m	2:00.85	57.08s (1)	27.48s (1)
3 CALVERT HOT SHOT	10	12.0m	2:01.08	57.26s (0)	27.44s (0)

Finish Position and metres gained from 800m



Sectionals
Powered by



Home of Australian Harness Sectionals
PJ HARNESS ANALYSER

+ RAW DATA + HORSE REPORTS + FREE FRIDAY FACEBOOK TIP



www.pjdata.com.au | admin@pjdata.com.au | www.facebook.com/PJHarnessRacing

The Racing Queensland Board (trading as Racing Queensland) and provider are not responsible for the completeness or accuracy of any of the information contained herein, and makes no representations about its suitability for any purpose.

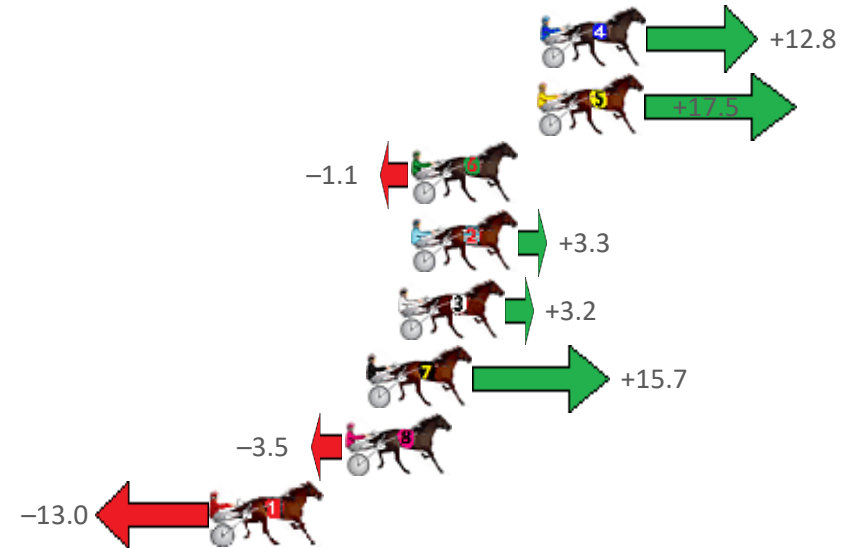
Albion Park Race 4 Distance 1660m

Saturday, 9 October 2021

Gross Time: 1:56.30 MileRate: 1:52.70 LeadTime: 3.30s First Qtr: 27.40s Second Qtr: 30.20s Third Qtr: 27.90s Fourth Qtr: 27.50s

NoHorse	Plc	Margin	Time	800Time (W)	400 Time (W)
4 SPEECH IS SILVER	1	0.0m	1:56.30	54.52s (1)	26.88s (1)
5 BLACKSADANCE	2	0.1m	1:56.31	54.19s (1)	26.59s (1)
6 MAKE MINE MEMPHIS	3	5.1m	1:56.67	55.48s (1)	27.82s (1)
2 TOMMY LINCOLN	4	5.1m	1:56.67	55.17s (1)	27.53s (1)
3 OUR UNCLE SAM	5	5.6m	1:56.71	55.18s (0)	27.28s (0)
7 JERADAS DELIGHT	6	6.9m	1:56.80	54.32s (1)	26.99s (0)
8 FAME ASSURED	7	7.7m	1:56.86	55.64s (0)	27.73s (0)
1 REPLACED EYE	8	13.0m	1:57.24	56.30s (0)	28.39s (0)

Finish Position and metres gained from 800m



Sectionals
Powered by



Home of Australian Harness Sectionals
PJ HARNESS ANALYSER

+ RAW DATA + HORSE REPORTS + FREE FRIDAY FACEBOOK TIP



www.pjdata.com.au | admin@pjdata.com.au | www.facebook.com/PJHarnessRacing

The Racing Queensland Board (trading as Racing Queensland) and provider are not responsible for the completeness or accuracy of any of the information contained herein, and makes no representations about its suitability for any purpose.

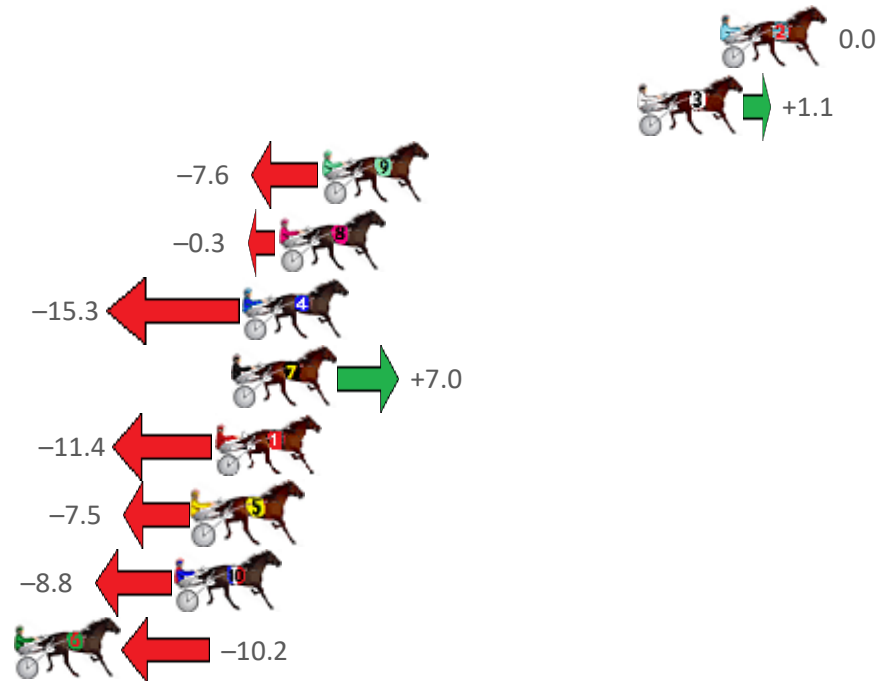
Albion Park Race 5 Distance 1660m

Saturday, 9 October 2021

Gross Time: 1:59.00 MileRate: 1:55.30 LeadTime: 3.40s First Qtr: 28.20s Second Qtr: 32.00s Third Qtr: 28.10s Fourth Qtr: 27.30s

NoHorse	Plc	Margin	Time	800Time (W)	400 Time (W)
2 ITS MR CLOONEY	1	0.0m	1:59.00	55.40s (0)	27.30s (0)
3 NOTORIOUS	2	3.3m	1:59.24	55.32s (0)	27.17s (0)
9 THE IDEAL DANCER	3	15.8m	2:00.14	55.92s (1)	27.84s (1)
8 BALDUCCI	4	17.5m	2:00.26	55.42s (1)	27.74s (3)
4 CRAZY SHIPPO	5	18.9m	2:00.36	56.45s (1)	28.34s (1)
7 SIMON	6	19.4m	2:00.39	54.92s (1)	27.18s (0)
1 LETSGOTOTHEHOP	7	20.0m	2:00.44	56.19s (0)	27.99s (0)
5 MY ULTIMATE BONDI	8	20.9m	2:00.50	55.92s (0)	27.80s (1)
10 THE HUMMER	9	21.6m	2:00.55	56.01s (1)	27.92s (2)
6 ROCKSLIDE	10	31.8m	2:01.29	56.10s (1)	28.05s (1)

Finish Position and metres gained from 800m



Sectionals
Powered by



Home of Australian Harness Sectionals
PJ HARNESS ANALYSER

+ RAW DATA + HORSE REPORTS + FREE FRIDAY FACEBOOK TIP



www.pjdata.com.au | admin@pjdata.com.au | www.facebook.com/PJHarnessRacing

The Racing Queensland Board (trading as Racing Queensland) and provider are not responsible for the completeness or accuracy of any of the information contained herein, and makes no representations about its suitability for any purpose.

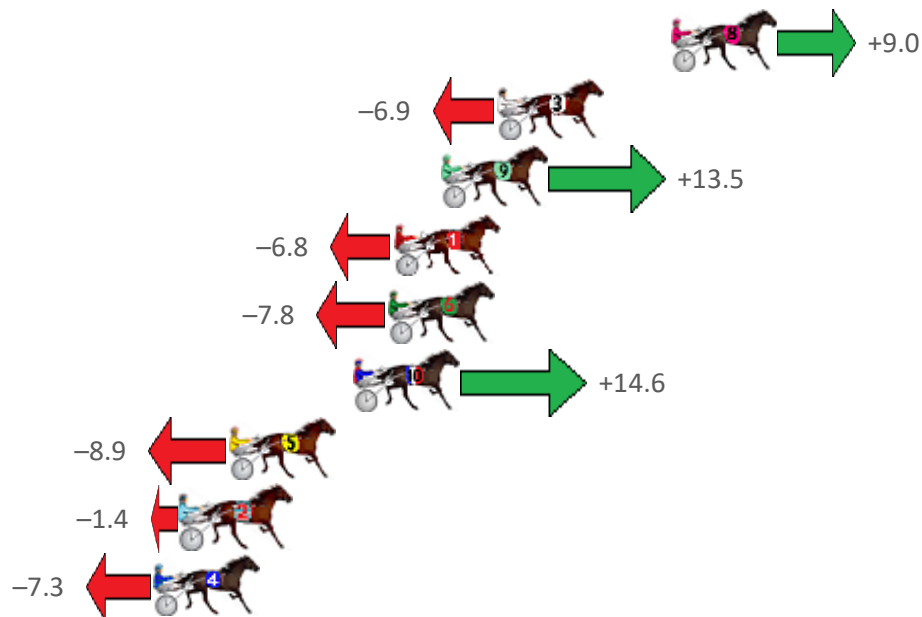
Albion Park Race 6 Distance 1660m

Saturday, 9 October 2021

Gross Time: 1:58.10 MileRate: 1:54.50 LeadTime: 3.40s First Qtr: 28.10s Second Qtr: 29.40s Third Qtr: 28.40s Fourth Qtr: 28.80s

NoHorse	Plc	Margin	Time	800Time (W)	400 Time (W)
8 DELIGHTFUL REASON	1	0.0m	1:58.10	56.56s (0)	28.30s (1)
3 JEWEL OF PEAK	2	6.9m	1:58.62	57.69s (0)	29.29s (0)
9 VOUCHERS	3	9.1m	1:58.79	56.24s (1)	28.29s (3)
1 GINATIANO	4	11.0m	1:58.93	57.68s (0)	29.24s (0)
6 TOTAL DIVA	5	11.2m	1:58.95	57.75s (1)	29.43s (1)
10 OUR ANTONIO ROSE	6	12.6m	1:59.05	56.16s (1)	28.48s (0)
5 RUNFORTHROSES	7	17.5m	1:59.42	57.83s (1)	29.14s (2)
2 MOLLIESMARYELLE	8	19.4m	1:59.57	57.30s (1)	29.33s (3)
4 MORESCO	9	20.5m	1:59.65	57.72s (1)	29.14s (1)

Finish Position and metres gained from 800m



Sectionals
Powered by



Home of Australian Harness Sectionals

PJ HARNESS ANALYSER

+ RAW DATA + HORSE REPORTS + FREE FRIDAY FACEBOOK TIP



www.pjdata.com.au | admin@pjdata.com.au | www.facebook.com/PJHarnessRacing

The Racing Queensland Board (trading as Racing Queensland) and provider are not responsible for the completeness or accuracy of any of the information contained herein, and makes no representations about its suitability for any purpose.

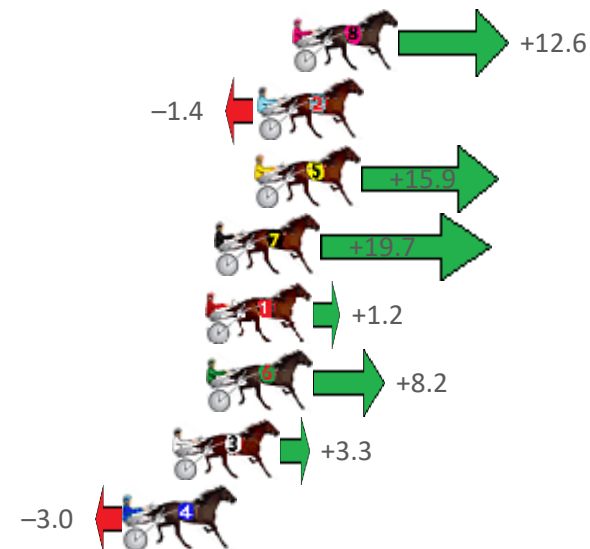
Albion Park Race 7 Distance 1660m

Saturday, 9 October 2021

Gross Time: 1:57.00 MileRate: 1:53.40 LeadTime: 3.40s First Qtr: 28.40s Second Qtr: 29.20s Third Qtr: 27.90s Fourth Qtr: 28.10s

NoHorse	Plc	Margin	Time	800Time (W)	400 Time (W)
8 KANENA PROVLIMA	1	0.0m	1:57.00	55.12s (1)	27.78s (2)
2 LOMBO HEAVEN	2	1.4m	1:57.10	56.10s (0)	28.20s (0)
5 KASH US BACK	3	1.5m	1:57.11	54.89s (1)	27.41s (2)
7 LILAC FLASH	4	3.1m	1:57.23	54.63s (1)	27.05s (2)
1 WE SALUTE YOU	5	3.4m	1:57.25	55.92s (0)	28.02s (0)
6 MISTERFREEZE	6	3.4m	1:57.25	55.43s (0)	27.64s (1)
3 SQUIRE	7	4.7m	1:57.35	55.77s (1)	28.02s (1)
4 VIRGIL	8	6.6m	1:57.49	56.21s (1)	28.48s (1)

Finish Position and metres gained from 800m



Sectionals
Powered by



Home of Australian Harness Sectionals

PJ HARNESS ANALYSER

+ RAW DATA + HORSE REPORTS + FREE FRIDAY FACEBOOK TIP



www.pjdata.com.au | admin@pjdata.com.au | www.facebook.com/PJHarnessRacing

The Racing Queensland Board (trading as Racing Queensland) and provider are not responsible for the completeness or accuracy of any of the information contained herein, and makes no representations about its suitability for any purpose.


Albion Park Race 8 Distance 1660m

Saturday, 9 October 2021

Gross Time: 1:59.40 MileRate: 1:55.70 LeadTime: 3.50s First Qtr: 28.40s Second Qtr: 30.90s Third Qtr: 28.10s Fourth Qtr: 28.50s

NoHorse	Plc	Margin	Time	800Time (W)	400 Time (W)
3 ROCKINDOWNUNDER	1	0.0m	1:59.40	56.30s (0)	28.20s (0)
4 BARIKA	2	1.3m	1:59.50	56.69s (0)	28.59s (0)
6 MOLLYS SECRET	3	3.2m	1:59.64	56.11s (1)	28.06s (1)
5 MAGGIE	4	6.4m	1:59.88	56.66s (1)	28.60s (1)
1 SHEZ GOT BLING	5	7.3m	1:59.95	56.49s (0)	28.38s (0)
2 BETTOR MEMORIES	6	10.2m	2:00.16	56.30s (1)	28.22s (1)
9 SHE OWNS THE DAY	7	10.2m	2:00.16	55.98s (1)	28.03s (2)
8 MACH TORQUE	8	10.3m	2:00.17	56.38s (0)	28.27s (0)
7 BLUE IVY	9	16.3m	2:00.62	56.10s (1)	27.97s (1)

Finish Position and metres gained from 800m



Sectionals
Powered by



Home of Australian Harness Sectionals

PJ HARNESS ANALYSER

+ RAW DATA + HORSE REPORTS + FREE FRIDAY FACEBOOK TIP



www.pjdata.com.au | admin@pjdata.com.au | www.facebook.com/PJHarnessRacing

The Racing Queensland Board (trading as Racing Queensland) and provider are not responsible for the completeness or accuracy of any of the information contained herein, and makes no representations about its suitability for any purpose.

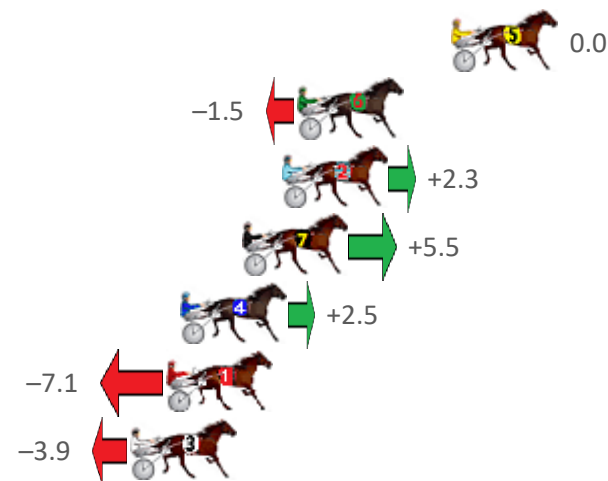
Albion Park Race 9 Distance 1660m

Saturday, 9 October 2021

Gross Time: 1:57.80 MileRate: 1:54.20 LeadTime: 3.50s First Qtr: 28.20s Second Qtr: 29.80s Third Qtr: 27.90s Fourth Qtr: 28.40s

NoHorse	Plc	Margin	Time	800Time (W)	400 Time (W)
5 NURBURGRING	1	0.0m	1:57.80	56.30s (0)	28.40s (0)
6 DREAM TO SHARE	2	6.1m	1:58.26	56.40s (1)	28.49s (1)
2 LEOS BEST	3	6.7m	1:58.30	56.14s (0)	28.11s (0)
7 COMMODORE JUJON	4	8.3m	1:58.42	55.92s (0)	27.87s (0)
4 KENSINGTON BILL	5	10.7m	1:58.60	56.13s (1)	28.20s (1)
1 IMASPORTSSTAR	6	11.3m	1:58.64	56.80s (0)	28.77s (0)
3 BLISSFULL LILLY	7	12.7m	1:58.75	56.57s (1)	28.63s (1)

Finish Position and metres gained from 800m



Sectionals
Powered by



Home of Australian Harness Sectionals

PJ HARNESS ANALYSER

+ RAW DATA + HORSE REPORTS + FREE FRIDAY FACEBOOK TIP



www.pjdata.com.au | admin@pjdata.com.au | www.facebook.com/PJHarnessRacing

The Racing Queensland Board (trading as Racing Queensland) and provider are not responsible for the completeness or accuracy of any of the information contained herein, and makes no representations about its suitability for any purpose.

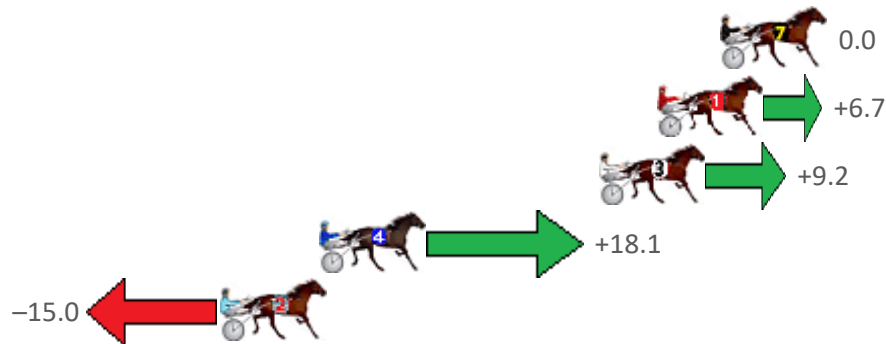
Albion Park Race 10 Distance 1660m

Saturday, 9 October 2021

Gross Time: 2:01.90 MileRate: 1:58.20 LeadTime: 3.40s First Qtr: 28.10s Second Qtr: 31.10s Third Qtr: 30.50s Fourth Qtr: 28.80s

NoHorse	Plc	Margin	Time	800Time (W)	400 Time (W)
7 MORE SHADES OF GOL	1	0.0m	2:01.90	59.30s (0)	28.80s (0)
1 JUSTABITNOISY	2	2.5m	2:02.09	58.81s (0)	28.42s (1)
3 MUSCULUS	3	4.8m	2:02.26	58.62s (0)	28.26s (1)
4 RED CASTLETON	4	15.9m	2:03.10	57.97s (0)	28.69s (0)
2 MAJESTIC ESS JAY	5	19.8m	2:03.40	60.41s (0)	29.90s (0)

Finish Position and metres gained from 800m



Sectionals
Powered by



Home of Australian Harness Sectionals
PJ HARNESS ANALYSER

+ RAW DATA + HORSE REPORTS + FREE FRIDAY FACEBOOK TIP



www.pjdata.com.au | admin@pjdata.com.au | www.facebook.com/PJHarnessRacing

The Racing Queensland Board (trading as Racing Queensland) and provider are not responsible for the completeness or accuracy of any of the information contained herein, and makes no representations about its suitability for any purpose.