

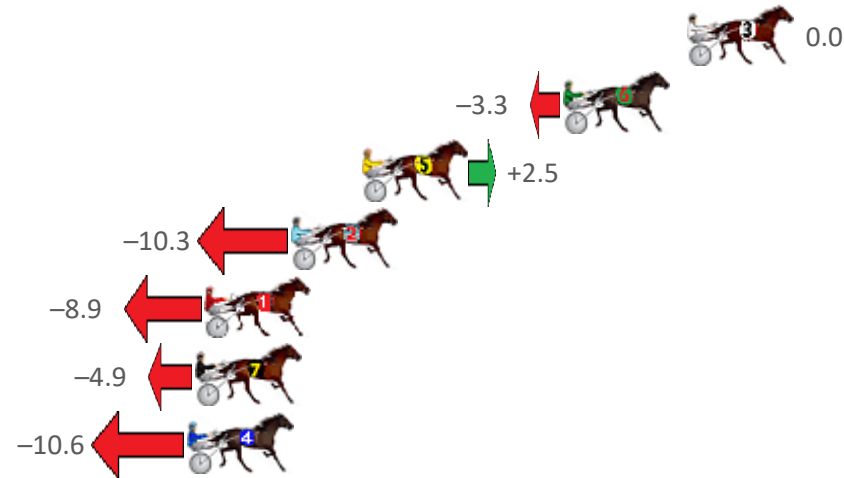
Albion Park Race 1 Distance 1660m

Tuesday, 19 October 2021

Gross Time: 2:00.70 MileRate: 1:57.00 LeadTime: 3.50s First Qtr: 29.00s Second Qtr: 30.70s Third Qtr: 28.20s Fourth Qtr: 29.30s

NoHorse	Plc	Margin	Time	800Time (W)	400 Time (W)
3 PARTY POLOTIX	1	0.0m	2:00.70	57.50s (0)	29.30s (0)
6 BETTING ORIGIN	2	4.9m	2:01.08	57.74s (1)	29.44s (1)
5 THE HARRIS HAWK	3	12.9m	2:01.69	57.32s (0)	28.64s (1)
2 BETTOR ROCKNROLL	4	15.7m	2:01.91	58.24s (0)	29.95s (0)
1 AUNTY ROXY	5	19.1m	2:02.17	58.14s (0)	29.42s (0)
7 MISTER REACTOR	6	19.5m	2:02.20	57.85s (1)	29.47s (1)
4 DANCING WITH MY EX	7	19.8m	2:02.22	58.26s (1)	29.84s (1)

Finish Position and metres gained from 800m



Sectionals
Powered by



Home of Australian Harness Sectionals
PJ HARNESS ANALYSER

+ RAW DATA + HORSE REPORTS + FREE FRIDAY FACEBOOK TIP



www.pjdata.com.au | admin@pjdata.com.au | www.facebook.com/PJHarnessRacing

The Racing Queensland Board (trading as Racing Queensland) and provider are not responsible for the completeness or accuracy of any of the information contained herein, and makes no representations about its suitability for any purpose.

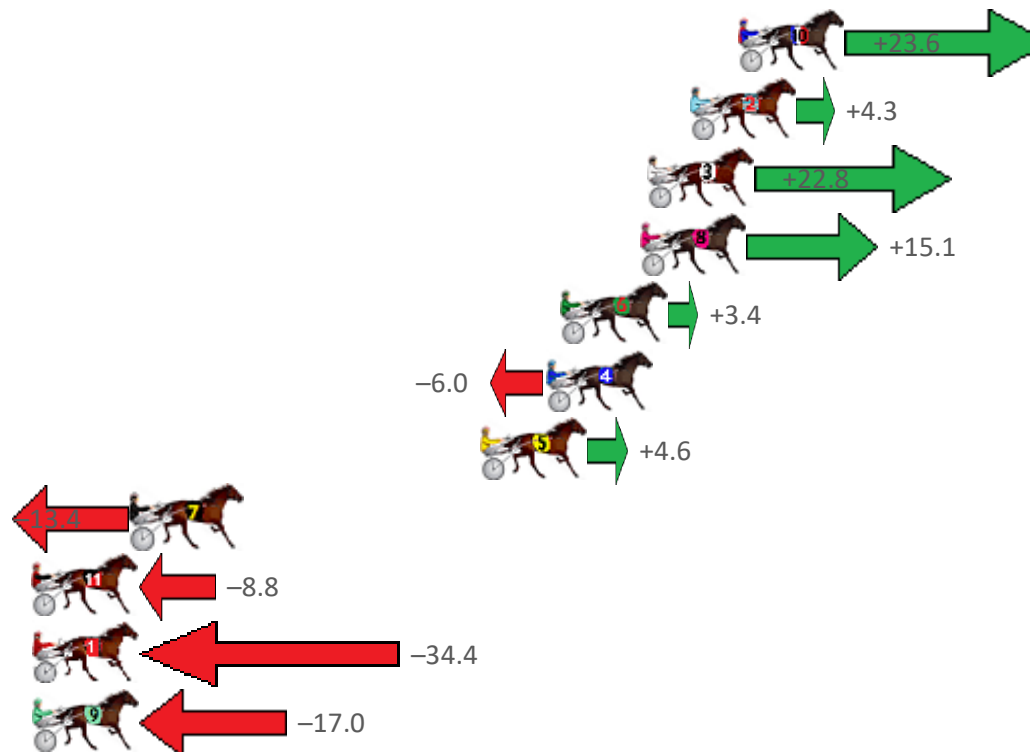
Albion Park Race 2 Distance 2138m

Tuesday, 19 October 2021

Gross Time: 2:44.30 MileRate: 2:00.30 LeadTime: 42.80s First Qtr: 29.90s Second Qtr: 30.90s Third Qtr: 30.50s Fourth Qtr: 30.20s

NoHorse	Plc	Margin	Time	800Time (W)	400 Time (W)
10 PRINCESS FAITH	1	0.0m	2:44.30	58.92s (1)	28.97s (2)
2 IMA CALVERT ROSE	2	1.9m	2:44.45	60.38s (1)	30.01s (1)
3 THE NIGHT KING	3	3.6m	2:44.58	58.98s (0)	29.18s (1)
8 IM THE COMMANDO	4	3.9m	2:44.61	59.56s (1)	29.59s (2)
6 CHASING GREAT	5	7.0m	2:44.85	60.44s (1)	30.08s (1)
4 SPIDERS DEVIL	6	7.6m	2:44.90	61.15s (1)	30.77s (1)
5 DOWN UNDER RORS	7	10.2m	2:45.11	60.35s (1)	29.99s (1)
7 THE REAPER	8	24.0m	2:46.20	61.71s (0)	31.10s (0)
11 JANSSON	9	28.8m	2:46.58	61.36s (0)	30.97s (0)
1 DOUBLETAP	10	34.4m	2:47.02	63.30s (0)	32.71s (0)
9 AURORA	11	62.0m	2:49.20	61.98s (0)	31.10s (0)

Finish Position and metres gained from 800m



Sectionals
Powered by



Home of Australian Harness Sectionals
PJ HARNESS ANALYSER

+ RAW DATA + HORSE REPORTS + FREE FRIDAY FACEBOOK TIP



www.pjdata.com.au | admin@pjdata.com.au | www.facebook.com/PJHarnessRacing

The Racing Queensland Board (trading as Racing Queensland) and provider are not responsible for the completeness or accuracy of any of the information contained herein, and makes no representations about its suitability for any purpose.

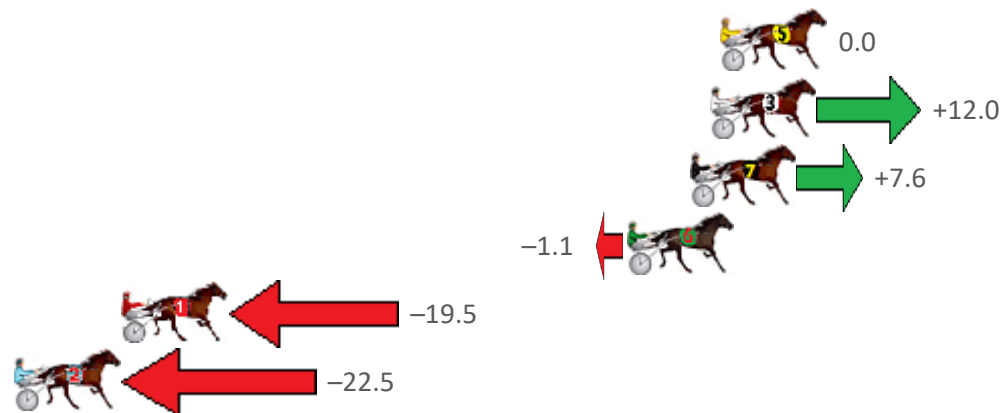
Albion Park Race 3 Distance 1660m

Tuesday, 19 October 2021

Gross Time: 2:00.60 MileRate: 1:57.00 LeadTime: 3.40s First Qtr: 28.30s Second Qtr: 31.60s Third Qtr: 28.40s Fourth Qtr: 28.90s

NoHorse	Plc	Margin	Time	800Time (W)	400 Time (W)
5 ILLBEWATCHING	1	0.0m	2:00.60	57.30s (0)	28.90s (0)
3 ARMA VEYRON	2	0.4m	2:00.63	56.45s (1)	27.72s (2)
7 BETTOR MEMORIES	3	1.2m	2:00.69	56.76s (0)	28.18s (0)
6 OFFICE BAD BOY	4	3.7m	2:00.88	57.38s (1)	28.96s (1)
1 COURAGEOUS WAYS	5	23.7m	2:02.40	58.69s (0)	30.16s (0)
2 SIR SEMPER FIDELIS	6	30.5m	2:02.91	58.90s (1)	30.14s (1)

Finish Position and metres gained from 800m



Sectionals
Powered by



Home of Australian Harness Sectionals

PJ HARNESS ANALYSER

+ RAW DATA + HORSE REPORTS + FREE FRIDAY FACEBOOK TIP



www.pjdata.com.au | admin@pjdata.com.au | www.facebook.com/PJHarnessRacing

The Racing Queensland Board (trading as Racing Queensland) and provider are not responsible for the completeness or accuracy of any of the information contained herein, and makes no representations about its suitability for any purpose.

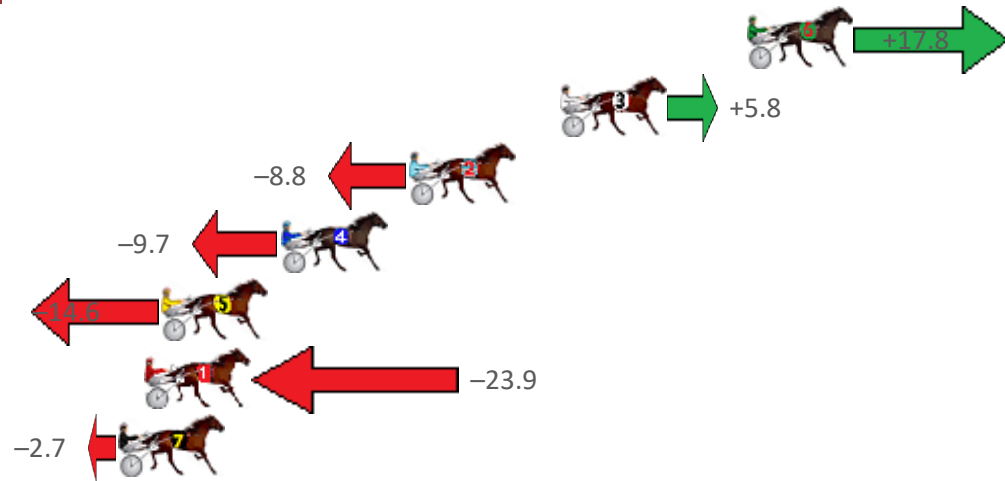
Albion Park Race 4 Distance 2138m

Tuesday, 19 October 2021

Gross Time: 2:36.00 MileRate: 1:57.50 LeadTime: 39.20s First Qtr: 30.00s Second Qtr: 30.50s Third Qtr: 28.30s Fourth Qtr: 28.00s

NoHorse	Plc	Margin	Time	800Time (W)	400 Time (W)
6 LE TISSIER	1	0.0m	2:36.00	55.05s (1)	28.00s (1)
3 TORQUE ONETWOTHRE	2	7.4m	2:36.54	55.89s (1)	27.94s (2)
2 RECIPE FOR DREAMING	3	13.4m	2:36.99	56.92s (0)	28.35s (0)
4 LANCELOT BROMAC	4	18.5m	2:37.36	56.98s (0)	28.34s (0)
5 COBBITY CASTLE	5	23.2m	2:37.71	57.32s (1)	29.04s (1)
1 FAIRIESDELIGHT	6	23.9m	2:37.76	57.97s (0)	29.40s (0)
7 PEPPA BLISS	7	24.9m	2:37.83	56.49s (1)	28.74s (1)

Finish Position and metres gained from 800m



Sectionals
Powered by



Home of Australian Harness Sectionals
PJ HARNESS ANALYSER

+ RAW DATA + HORSE REPORTS + FREE FRIDAY FACEBOOK TIP



www.pjdata.com.au | admin@pjdata.com.au | www.facebook.com/PJHarnessRacing

The Racing Queensland Board (trading as Racing Queensland) and provider are not responsible for the completeness or accuracy of any of the information contained herein, and makes no representations about its suitability for any purpose.

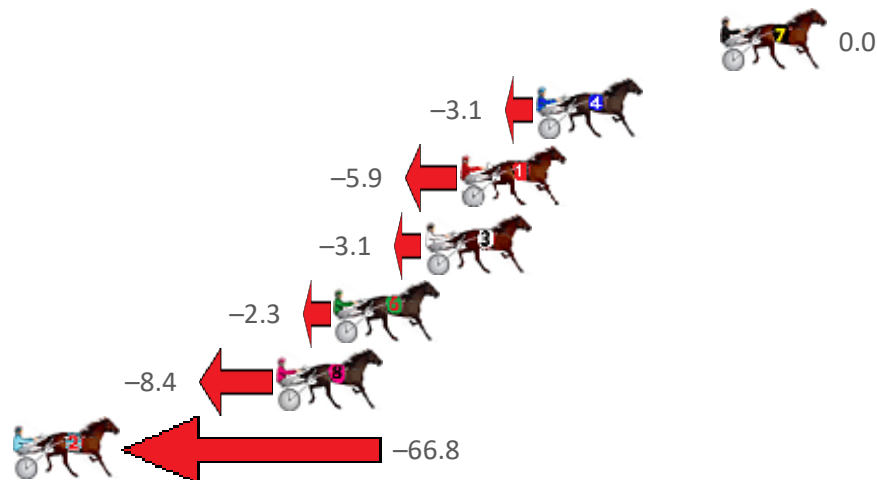
Albion Park Race 5 Distance 1660m

Tuesday, 19 October 2021

Gross Time: 2:01.80 MileRate: 1:58.10 LeadTime: 3.30s First Qtr: 28.10s Second Qtr: 32.60s Third Qtr: 28.50s Fourth Qtr: 29.30s

NoHorse	Plc	Margin	Time	800Time (W)	400 Time (W)
7 SUPERBON	1	0.0m	2:01.80	57.80s (0)	29.30s (0)
4 DOOLITTLE DEXTER	2	7.3m	2:02.36	58.02s (1)	29.61s (1)
1 AUNTY EMILY	3	10.3m	2:02.59	58.22s (0)	29.73s (0)
3 WHATABOYJACK	4	11.7m	2:02.70	58.02s (1)	29.90s (2)
6 HEAVY HITTER	5	15.3m	2:02.98	57.97s (1)	29.86s (2)
8 STRAYTOTHEPOOLROO	6	17.6m	2:03.15	58.40s (0)	29.84s (0)
2 MAJOR PAINT	7	80.4m	2:07.98	62.60s (0)	32.61s (0)

Finish Position and metres gained from 800m



Sectionals
Powered by



Home of Australian Harness Sectionals

PJ HARNESS ANALYSER

+ RAW DATA + HORSE REPORTS + FREE FRIDAY FACEBOOK TIP



www.pjdata.com.au | admin@pjdata.com.au | www.facebook.com/PJHarnessRacing

The Racing Queensland Board (trading as Racing Queensland) and provider are not responsible for the completeness or accuracy of any of the information contained herein, and makes no representations about its suitability for any purpose.

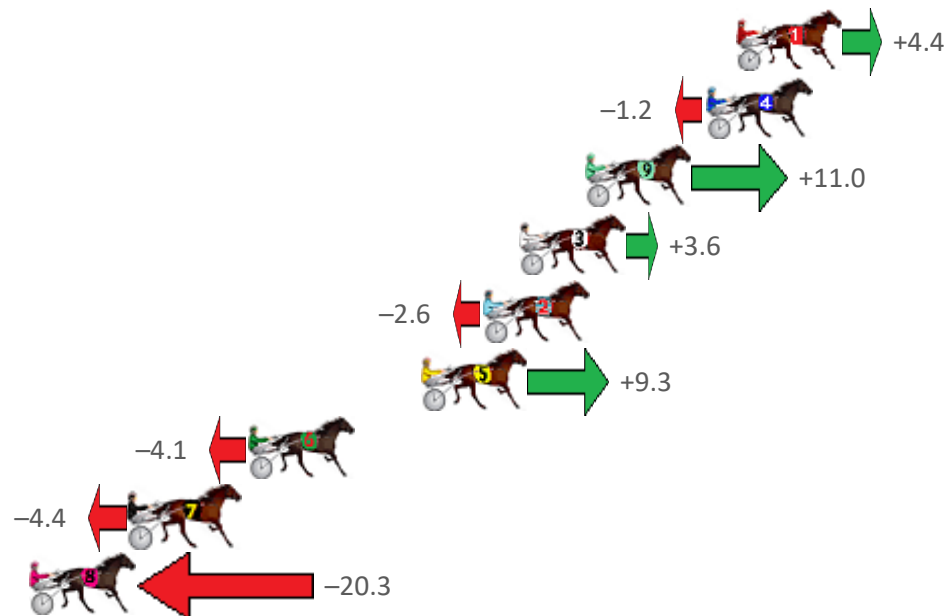
Albion Park Race 6 Distance 1660m

Tuesday, 19 October 2021

Gross Time: 1:59.50 MileRate: 1:55.80 LeadTime: 3.50s First Qtr: 27.50s Second Qtr: 31.00s Third Qtr: 28.20s Fourth Qtr: 29.30s

NoHorse	Plc	Margin	Time	800Time (W)	400 Time (W)
1 SHEZ GOT BLING	1	0.0m	1:59.50	57.19s (0)	28.96s (0)
4 BARIKA	2	1.2m	1:59.59	57.59s (0)	29.39s (0)
9 CASH QUEEN	3	6.0m	1:59.96	56.71s (1)	28.35s (1)
3 SHEZ ALL STYLE	4	8.6m	2:00.16	57.24s (1)	28.89s (1)
2 NIFTY JOLT	5	10.0m	2:00.27	57.69s (1)	29.31s (0)
5 JOEY LINCOLN	6	12.5m	2:00.46	56.84s (1)	28.48s (1)
6 OUR FRIEND	7	19.3m	2:00.98	57.79s (0)	29.23s (0)
7 IMFEELINGIT	8	24.0m	2:01.34	57.81s (0)	29.24s (0)
8 LA PISTOLA	9	29.9m	2:01.80	58.95s (0)	30.37s (0)

Finish Position and metres gained from 800m



Sectionals
Powered by



Home of Australian Harness Sectionals

PJ HARNESS ANALYSER

+ RAW DATA + HORSE REPORTS + FREE FRIDAY FACEBOOK TIP



www.pjdata.com.au | admin@pjdata.com.au | www.facebook.com/PJHarnessRacing

The Racing Queensland Board (trading as Racing Queensland) and provider are not responsible for the completeness or accuracy of any of the information contained herein, and makes no representations about its suitability for any purpose.

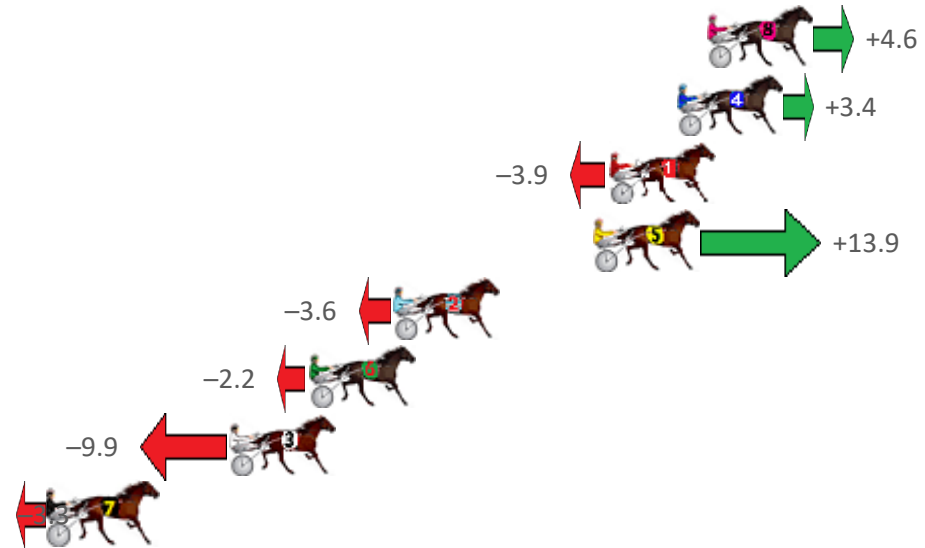
Albion Park Race 7 Distance 1660m

Tuesday, 19 October 2021

Gross Time: 1:58.70 MileRate: 1:55.00 LeadTime: 3.40s First Qtr: 28.70s Second Qtr: 29.90s Third Qtr: 28.20s Fourth Qtr: 28.50s

NoHorse	Plc	Margin	Time	800Time (W)	400 Time (W)
8 THE DEMOCRAT	1	0.0m	1:58.70	56.38s (0)	28.16s (0)
4 BITCOIN	2	1.2m	1:58.79	56.46s (1)	28.29s (1)
1 THERESACHANCE	3	3.9m	1:58.99	56.97s (0)	28.78s (0)
5 KEAYANG MARVEN	4	4.5m	1:59.04	55.72s (1)	27.40s (2)
2 OYSTER STRIDE	5	12.4m	1:59.63	56.95s (1)	28.61s (1)
6 CAUTIVAR	6	15.8m	1:59.88	56.86s (1)	28.53s (1)
3 BEEF CITY BLAZE	7	18.9m	2:00.11	57.40s (0)	29.07s (0)
7 SOME EXCUSESOMEW	8	26.1m	2:00.65	56.93s (1)	28.69s (1)

Finish Position and metres gained from 800m



Sectionals
Powered by



Home of Australian Harness Sectionals
PJ HARNESS ANALYSER

+ RAW DATA + HORSE REPORTS + FREE FRIDAY FACEBOOK TIP



www.pjdata.com.au | admin@pjdata.com.au | www.facebook.com/PJHarnessRacing

The Racing Queensland Board (trading as Racing Queensland) and provider are not responsible for the completeness or accuracy of any of the information contained herein, and makes no representations about its suitability for any purpose.

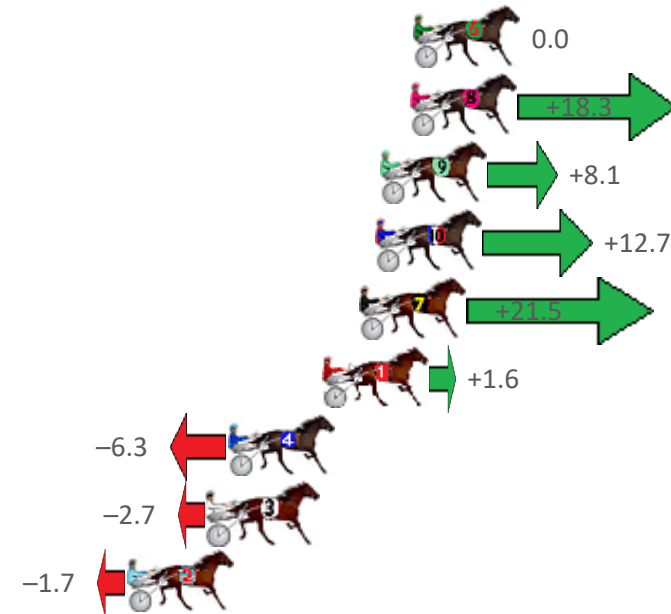
Albion Park Race 8 Distance 1660m

Tuesday, 19 October 2021

Gross Time: 2:01.30 MileRate: 1:57.60 LeadTime: 3.50s First Qtr: 28.30s Second Qtr: 30.50s Third Qtr: 29.30s Fourth Qtr: 29.70s

NoHorse	Plc	Margin	Time	800Time (W)	400 Time (W)
6 DONNY JONES	1	0.0m	2:01.30	59.00s (0)	29.70s (0)
8 MAGGIE	2	0.1m	2:01.31	57.66s (1)	28.41s (1)
9 WOODLANDS ROSE	3	1.3m	2:01.40	58.41s (0)	29.06s (0)
10 AYE AYE CAPTAIN	4	1.5m	2:01.42	58.07s (1)	28.85s (1)
7 DOCTA FEELGOOD	5	2.1m	2:01.46	57.42s (1)	28.22s (1)
1 FAVREAU	6	3.6m	2:01.58	58.88s (0)	29.60s (0)
4 KOTARE ELITE	7	7.3m	2:01.87	59.46s (1)	30.14s (1)
3 FORGIVE ME	8	8.1m	2:01.93	59.20s (1)	30.11s (2)
2 MISS LILY MAY	9	11.3m	2:02.18	59.12s (1)	29.97s (1)

Finish Position and metres gained from 800m



Sectionals
Powered by



Home of Australian Harness Sectionals
PJ HARNESS ANALYSER

+ RAW DATA + HORSE REPORTS + FREE FRIDAY FACEBOOK TIP



www.pjdata.com.au | admin@pjdata.com.au | www.facebook.com/PJHarnessRacing

The Racing Queensland Board (trading as Racing Queensland) and provider are not responsible for the completeness or accuracy of any of the information contained herein, and makes no representations about its suitability for any purpose.