

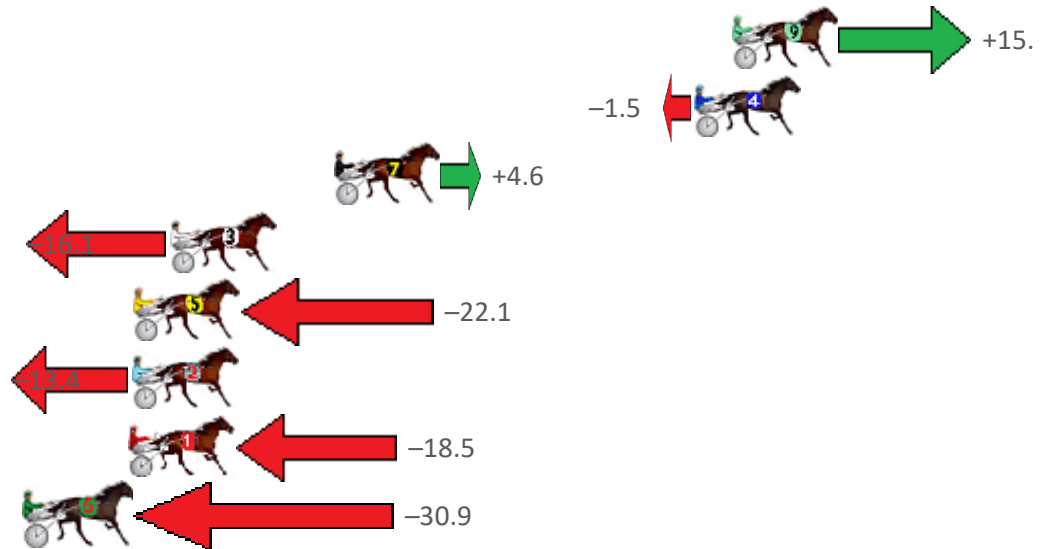
Redcliffe Race 1 Distance 1780m

Tuesday, 2 November 2021

Gross Time: 2:13.50 MileRate: 2:00.70 LeadTime: 11.70s First Qtr: 31.20s Second Qtr: 30.90s Third Qtr: 29.50s Fourth Qtr: 30.20s

NoHorse	Plc	Margin	Time	800Time (W)	400 Time (W)
9 BRISKET	1	0.0m	2:13.50	58.57s (1)	29.57s (3)
4 THE LAST STARFIRE	2	1.5m	2:13.62	59.81s (0)	30.31s (0)
7 PAGEENTRY	3	15.8m	2:14.75	59.36s (1)	30.34s (3)
3 MANY DELIGHTS	4	22.3m	2:15.26	60.89s (1)	31.18s (2)
5 OUR DOLLY	5	23.7m	2:15.37	61.34s (1)	31.36s (1)
2 CHANG	6	23.8m	2:15.38	60.69s (1)	31.01s (1)
1 STAR OF WONDER	7	23.9m	2:15.39	61.07s (0)	31.56s (0)
6 FOUR SHIELDS	8	56.3m	2:17.95	61.99s (1)	32.02s (0)

Finish Position and metres gained from 800m



Sectionals
Powered by



Home of Australian Harness Sectionals

PJ HARNESS ANALYSER

+ RAW DATA + HORSE REPORTS + FREE FRIDAY FACEBOOK TIP



www.pjdata.com.au | admin@pjdata.com.au | www.facebook.com/PJHarnessRacing

The Racing Queensland Board (trading as Racing Queensland) and provider are not responsible for the completeness or accuracy of any of the information contained herein, and makes no representations about its suitability for any purpose.

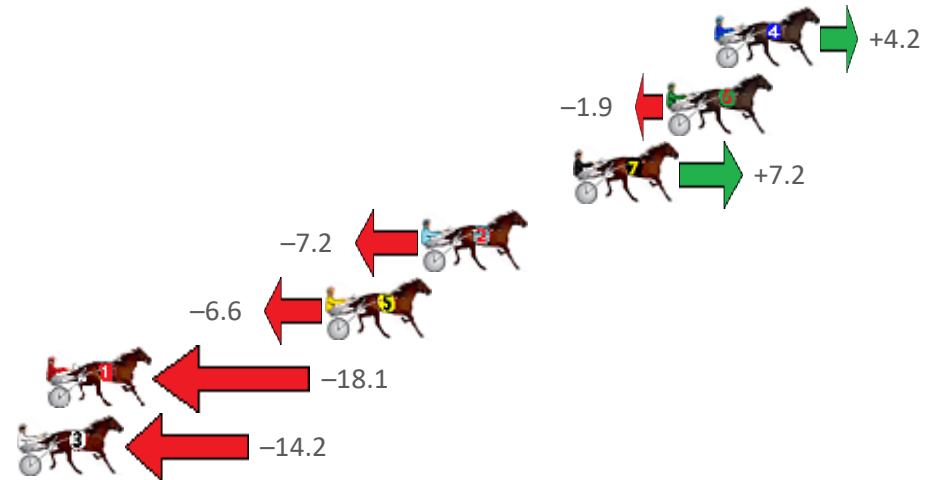
Redcliffe Race 2 Distance 1780m

Tuesday, 2 November 2021

Gross Time: 2:10.50 MileRate: 1:57.90 LeadTime: 11.10s First Qtr: 29.70s Second Qtr: 32.10s Third Qtr: 29.40s Fourth Qtr: 28.20s

NoHorse	Plc	Margin	Time	800Time (W)	400 Time (W)
4 SO BOBS YOUR UNCLE	1	0.0m	2:10.50	57.30s (0)	27.91s (0)
6 LIFES BLACK	2	1.9m	2:10.64	57.74s (0)	28.33s (0)
7 GOTTAHAVEAHOBBIIE	3	5.6m	2:10.91	57.08s (0)	27.58s (0)
2 HUNZA VALLEY	4	11.6m	2:11.36	58.12s (1)	28.89s (1)
5 SPIKE BROMAC	5	15.4m	2:11.64	58.07s (1)	28.83s (1)
1 ILLAWONG DREAMTIM	6	26.5m	2:12.46	58.90s (0)	29.34s (0)
3 MAKE MINE JOE	7	27.6m	2:12.55	58.62s (1)	29.36s (1)

Finish Position and metres gained from 800m



Sectionals
Powered by



Home of Australian Harness Sectionals
PJ HARNESS ANALYSER

+ RAW DATA + HORSE REPORTS + FREE FRIDAY FACEBOOK TIP



www.pjdata.com.au | admin@pjdata.com.au | www.facebook.com/PJHarnessRacing

The Racing Queensland Board (trading as Racing Queensland) and provider are not responsible for the completeness or accuracy of any of the information contained herein, and makes no representations about its suitability for any purpose.


Redcliffe Race 3 Distance 1780m

Tuesday, 2 November 2021

Gross Time: 2:13.40 MileRate: 2:00.60 LeadTime: 11.50s First Qtr: 31.60s Second Qtr: 31.70s Third Qtr: 29.00s Fourth Qtr: 29.60s

NoHorse	Plc	Margin	Time	800Time (W)	400 Time (W)
1 HARRY CROFT	1	0.0m	2:13.40	58.60s (0)	29.60s (0)
9 DOWNTOWN LUCCA	2	0.8m	2:13.46	58.02s (0)	29.01s (0)
4 COURAGEOUS WAYS	3	2.4m	2:13.59	58.67s (1)	29.72s (1)
7 JUST ONE GOOD ONE	4	4.1m	2:13.72	58.56s (0)	29.56s (0)
8 WAVEDANCER	5	4.3m	2:13.73	58.20s (1)	29.21s (1)
6 KEAYANG SPONGE BOB	6	11.9m	2:14.32	58.43s (1)	29.43s (1)
2 WATTS UP LETSPLAY	7	12.4m	2:14.36	59.10s (1)	30.12s (1)
5 ALL GOOD WALLY	8	12.8m	2:14.39	58.54s (0)	29.57s (0)
3 OKANES DEVIL	9	14.5m	2:14.52	58.23s (1)	29.33s (0)

Finish Position and metres gained from 800m



Sectionals
Powered by



Home of Australian Harness Sectionals
PJ HARNESS ANALYSER

+ RAW DATA + HORSE REPORTS + FREE FRIDAY FACEBOOK TIP



www.pjdata.com.au | admin@pjdata.com.au | www.facebook.com/PJHarnessRacing

The Racing Queensland Board (trading as Racing Queensland) and provider are not responsible for the completeness or accuracy of any of the information contained herein, and makes no representations about its suitability for any purpose.

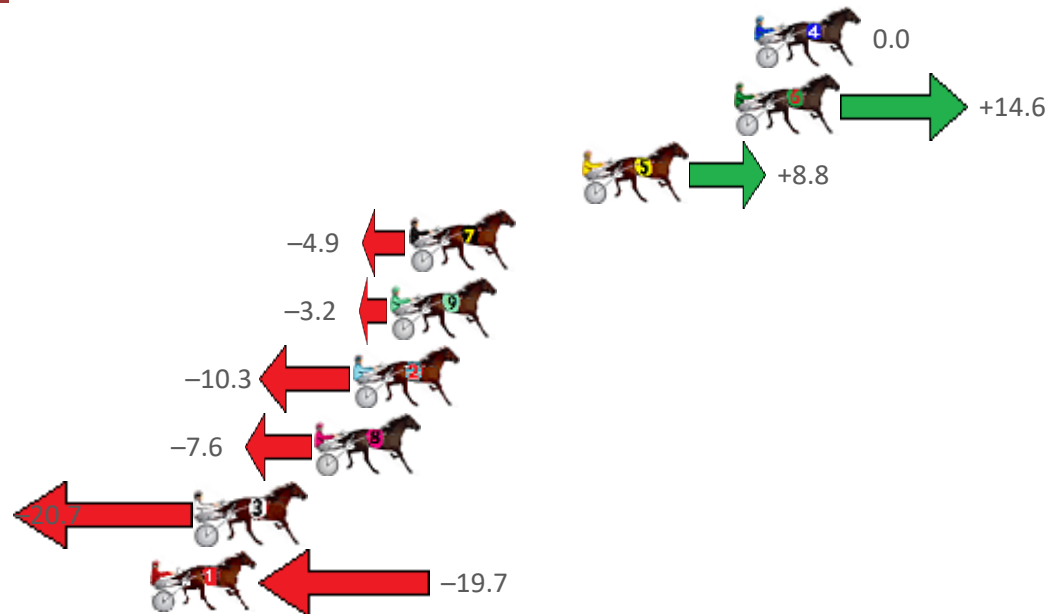
Redcliffe Race 4 Distance 1780m

Tuesday, 2 November 2021

Gross Time: 2:11.50 MileRate: 1:58.90 LeadTime: 11.00s First Qtr: 30.00s Second Qtr: 31.70s Third Qtr: 29.90s Fourth Qtr: 28.90s

NoHorse	Plc	Margin	Time	800Time (W)	400 Time (W)
4 BONNIES CAM	1	0.0m	2:11.50	58.80s (0)	28.90s (0)
6 SHE OWNS THE DAY	2	0.8m	2:11.56	57.73s (2)	28.14s (2)
5 LA SAFRON	3	6.8m	2:12.02	58.16s (1)	28.24s (2)
7 SHADYS DELIGHT	4	13.7m	2:12.54	59.16s (0)	29.17s (0)
9 IFOUNDTHEBEACH	5	14.4m	2:12.59	59.03s (2)	29.43s (2)
2 SPRINGFIELD SPIRIT	6	15.9m	2:12.71	59.55s (1)	29.21s (1)
8 BETTING BARON	7	17.4m	2:12.82	59.36s (1)	29.10s (0)
3 NIKALONG HENRY	8	22.1m	2:13.18	60.31s (1)	29.97s (1)
1 CASHWRANGS SMOKER	9	23.9m	2:13.31	60.24s (0)	30.24s (0)

Finish Position and metres gained from 800m



Sectionals
Powered by



Home of Australian Harness Sectionals
PJ HARNESS ANALYSER

+ RAW DATA + HORSE REPORTS + FREE FRIDAY FACEBOOK TIP



www.pjdata.com.au | admin@pjdata.com.au | www.facebook.com/PJHarnessRacing

The Racing Queensland Board (trading as Racing Queensland) and provider are not responsible for the completeness or accuracy of any of the information contained herein, and makes no representations about its suitability for any purpose.

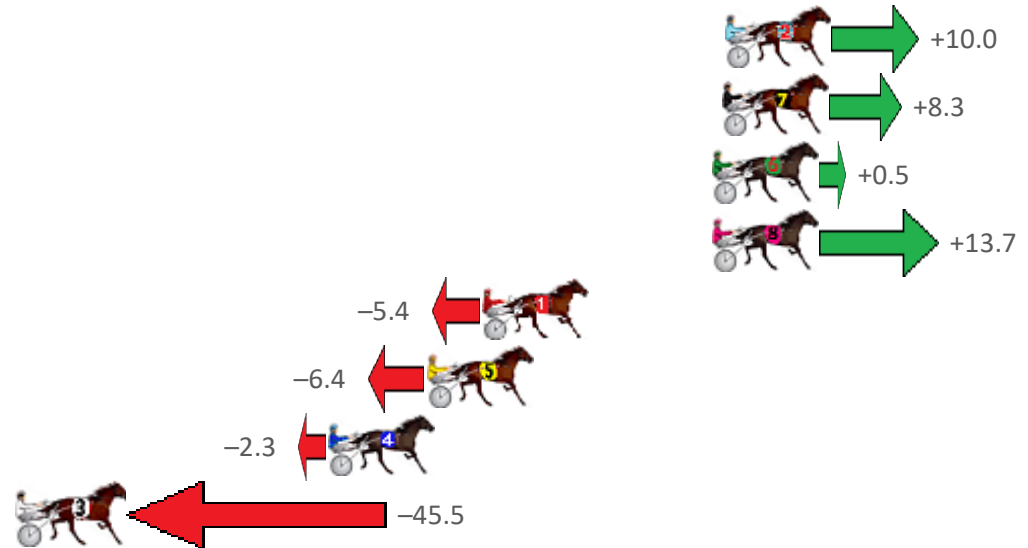
Redcliffe Race 5 Distance 1780m

Tuesday, 2 November 2021

Gross Time: 2:15.60 MileRate: 2:02.60 LeadTime: 11.30s First Qtr: 31.50s Second Qtr: 31.20s Third Qtr: 30.50s Fourth Qtr: 31.10s

NoHorse	Plc	Margin	Time	800Time (W)	400 Time (W)
2 DARTESIAN	1	0.0m	2:15.60	60.83s (1)	30.26s (1)
7 WHATELEY	2	0.1m	2:15.61	60.96s (0)	30.40s (0)
6 BEYONSKI	3	0.5m	2:15.64	61.56s (1)	31.03s (1)
8 THREE MACHS	4	0.5m	2:15.64	60.55s (1)	30.01s (2)
1 POPEYE RUSSELL	5	9.6m	2:16.38	62.01s (0)	31.52s (0)
5 CHEYENNE AUTUMN	6	11.8m	2:16.56	62.09s (1)	31.50s (1)
4 MAJOR TRALEE	7	15.7m	2:16.88	61.78s (0)	31.25s (0)
3 LITTLE ARROWS	8	45.5m	2:19.30	65.08s (0)	34.62s (0)

Finish Position and metres gained from 800m



Sectionals
Powered by



Home of Australian Harness Sectionals
PJ HARNESS ANALYSER

+ RAW DATA + HORSE REPORTS + FREE FRIDAY FACEBOOK TIP



www.pjdata.com.au | admin@pjdata.com.au | www.facebook.com/PJHarnessRacing

The Racing Queensland Board (trading as Racing Queensland) and provider are not responsible for the completeness or accuracy of any of the information contained herein, and makes no representations about its suitability for any purpose.


Redcliffe Race 6 Distance 1780m

Tuesday, 2 November 2021

Gross Time: 2:10.00 MileRate: 1:57.60 LeadTime: 11.20s First Qtr: 29.50s Second Qtr: 30.10s Third Qtr: 29.20s Fourth Qtr: 30.00s

NoHorse	Plc	Margin	Time	800Time (W)	400 Time (W)
7 CHUMP CHOP	1	0.0m	2:10.00	58.71s (1)	29.45s (2)
1 HALF MOON BEACH	2	2.9m	2:10.23	59.41s (0)	30.22s (0)
5 GOSLING IN FLIGHT	3	16.8m	2:11.32	59.27s (0)	30.45s (0)
2 FORTES IN FIDE	4	17.2m	2:11.35	60.33s (1)	31.03s (1)
8 ARNOLD STREET	5	38.5m	2:13.03	61.71s (0)	32.39s (0)
4 MISTER WOODPORT	6	47.0m	2:13.69	61.16s (1)	32.25s (0)
9 PATCHWORK JET	7	51.0m	2:14.01	62.13s (1)	32.82s (1)
6 FORTYFIVE ROCK	8	74.8m	2:15.88	62.56s (1)	32.52s (0)
3 VALLEY OF TERROR	9	161.7m	2:22.71	69.32s (0)	37.96s (0)

Finish Position and metres gained from 800m



Sectionals
Powered by



Home of Australian Harness Sectionals
PJ HARNESS ANALYSER

+ RAW DATA + HORSE REPORTS + FREE FRIDAY FACEBOOK TIP



www.pjdata.com.au | admin@pjdata.com.au | www.facebook.com/PJHarnessRacing

The Racing Queensland Board (trading as Racing Queensland) and provider are not responsible for the completeness or accuracy of any of the information contained herein, and makes no representations about its suitability for any purpose.