


Albion Park Race 1 Distance 2138m

Tuesday, 16 November 2021

Gross Time: 2:43.90 MileRate: 2:02.80 LeadTime: 41.90s First Qtr: 30.10s Second Qtr: 31.20s Third Qtr: 30.00s Fourth Qtr: 30.70s

NoHorse	Plc	Margin	Time	800Time (W)	400 Time (W)
5 ROSEHILL MAGIC	1	0.0m	2:43.90	60.70s (0)	30.70s (0)
7 CHASING GREAT	2	0.8m	2:43.96	60.07s (1)	30.06s (2)
1 GREAT FANTASY	3	3.1m	2:44.15	60.19s (0)	30.17s (0)
6 DOWN UNDER RORS	4	4.1m	2:44.23	59.86s (0)	29.84s (0)
2 NORAH'S FLING	5	9.9m	2:44.70	61.13s (0)	31.06s (0)
9 JANSSON	6	10.0m	2:44.70	60.32s (1)	30.30s (1)
12 FATHER CHRISTMAS	7	11.9m	2:44.86	59.86s (0)	30.11s (0)
13 MELPARK MAGIC	8	19.9m	2:45.50	60.75s (1)	30.72s (1)
11 IVEGOTBILLS	9	23.2m	2:45.76	60.49s (1)	31.46s (2)
8 AURORA	10	33.8m	2:46.61	62.87s (1)	32.58s (1)
10 HELLO JOLENE JOLENE	11	46.6m	2:47.64	60.82s (0)	31.20s (0)
4 MAJESTIC SPEED	12	80.0m	2:50.33	61.08s (0)	31.46s (0)
3 KAPAI	13	80.8m	2:50.39	60.76s (0)	31.14s (0)
14 MINNIE BOW TIQUE	14	96.9m	2:51.68	61.22s (0)	31.61s (0)

Finish Position and metres gained from 800m



Sectionals
Powered by



Home of Australian Harness Sectionals
PJ HARNESS ANALYSER

+ RAW DATA + HORSE REPORTS + FREE FRIDAY FACEBOOK TIP



www.pjdata.com.au | admin@pjdata.com.au | www.facebook.com/PJHarnessRacing

The Racing Queensland Board (trading as Racing Queensland) and provider are not responsible for the completeness or accuracy of any of the information contained herein, and makes no representations about its suitability for any purpose.


Albion Park Race 2 Distance 1660m

Tuesday, 16 November 2021

Gross Time: 2:00.10 MileRate: 1:56.40 LeadTime: 3.40s First Qtr: 28.40s Second Qtr: 30.30s Third Qtr: 29.60s Fourth Qtr: 28.40s

NoHorse	Plc	Margin	Time	800Time (W)	400 Time (W)
3 MISTER REACTOR	1	0.0m	2:00.10	58.00s (0)	28.40s (0)
4 EUGENIEN	2	5.6m	2:00.52	58.16s (1)	28.48s (1)
1 MERGE RIGHT	3	6.7m	2:00.60	58.17s (0)	28.55s (0)
7 MISTER CAUTIOUS	4	7.0m	2:00.62	57.96s (1)	28.40s (2)
8 VODKA EN ICE	5	14.1m	2:01.15	58.40s (0)	28.75s (0)
2 GOTTA DREAM	6	14.2m	2:01.16	58.14s (1)	28.60s (2)
6 BETS ON MILLIE	7	15.6m	2:01.26	58.12s (0)	28.70s (1)
9 JUDGE JUJON	8	17.2m	2:01.38	58.00s (1)	28.50s (2)
10 EXPLANATION NOTED	9	25.8m	2:02.02	58.19s (1)	28.84s (0)

Finish Position and metres gained from 800m



Sectionals
Powered by



Home of Australian Harness Sectionals

PJ HARNESS ANALYSER

+ RAW DATA + HORSE REPORTS + FREE FRIDAY FACEBOOK TIP



www.pjdata.com.au | admin@pjdata.com.au | www.facebook.com/PJHarnessRacing

The Racing Queensland Board (trading as Racing Queensland) and provider are not responsible for the completeness or accuracy of any of the information contained herein, and makes no representations about its suitability for any purpose.

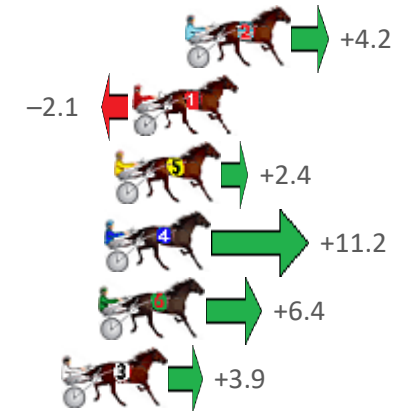
Albion Park Race 3 Distance 2138m

Tuesday, 16 November 2021

Gross Time: 2:38.40 MileRate: 1:59.20 LeadTime: 40.40s First Qtr: 31.20s Second Qtr: 31.00s Third Qtr: 28.40s Fourth Qtr: 27.40s

NoHorse	Plc	Margin	Time	800Time (W)	400 Time (W)
2 VOUCHERS	1	0.0m	2:38.40	55.51s (0)	27.09s (0)
1 COLONEL JOY	2	2.1m	2:38.55	55.95s (0)	27.54s (0)
5 OBI ONE	3	2.8m	2:38.60	55.63s (1)	27.45s (1)
4 B MAC C	4	3.2m	2:38.63	55.02s (1)	26.83s (1)
6 EH EF EL	5	3.4m	2:38.65	55.36s (1)	27.17s (1)
3 LIFE OF BRIAN	6	4.9m	2:38.75	55.53s (0)	27.01s (0)

Finish Position and metres gained from 800m



Sectionals
Powered by



Home of Australian Harness Sectionals
PJ HARNESS ANALYSER

+ RAW DATA + HORSE REPORTS + FREE FRIDAY FACEBOOK TIP



www.pjdata.com.au | admin@pjdata.com.au | www.facebook.com/PJHarnessRacing

The Racing Queensland Board (trading as Racing Queensland) and provider are not responsible for the completeness or accuracy of any of the information contained herein, and makes no representations about its suitability for any purpose.

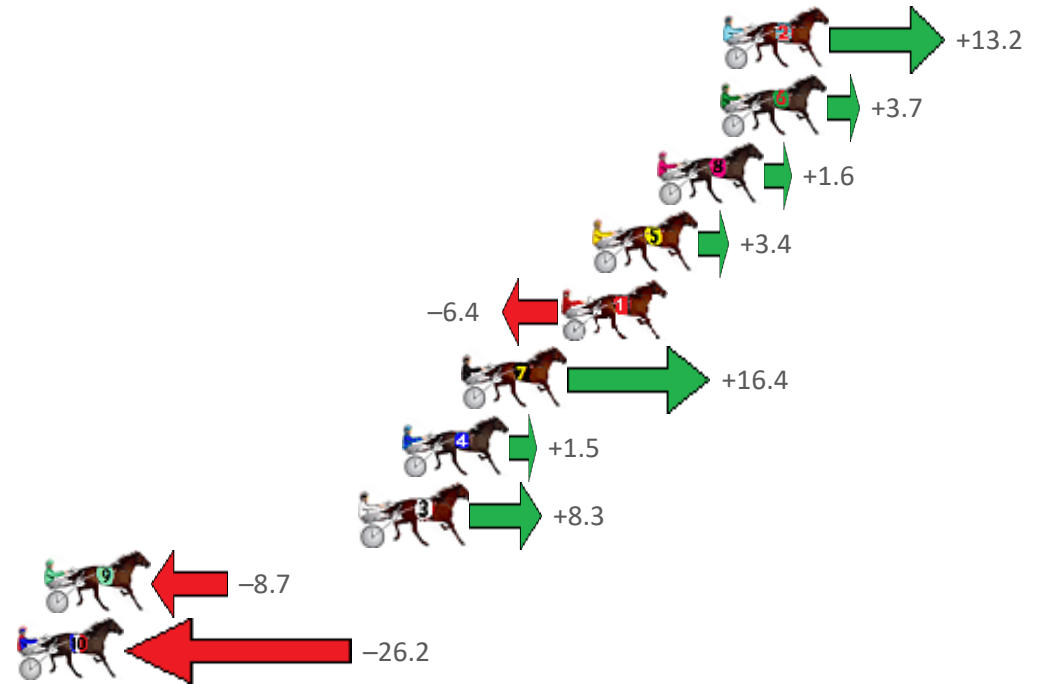
Albion Park Race 4 Distance 1660m

Tuesday, 16 November 2021

Gross Time: 2:00.50 MileRate: 1:56.80 LeadTime: 3.40s First Qtr: 27.30s Second Qtr: 30.60s Third Qtr: 28.70s Fourth Qtr: 30.50s

NoHorse	Plc	Margin	Time	800Time (W)	400 Time (W)
2 DOOLITTLE DEXTER	1	0.0m	2:00.50	58.23s (1)	29.47s (2)
6 CHUMP CHOP	2	0.1m	2:00.51	58.93s (1)	30.23s (1)
8 MOTU AMETHYST	3	2.6m	2:00.71	59.08s (0)	30.36s (0)
5 ZED EXPRESS	4	5.2m	2:00.92	58.95s (1)	30.14s (1)
1 WHATELEY	5	6.4m	2:01.01	59.67s (0)	30.99s (0)
7 TRIOLI	6	10.4m	2:01.33	57.99s (1)	29.23s (2)
4 MELTON INSULTED	7	12.7m	2:01.51	59.09s (0)	30.13s (0)
3 GO AWAY	8	14.3m	2:01.64	58.59s (1)	29.73s (1)
9 FAVREAU	9	26.9m	2:02.65	59.84s (1)	31.04s (1)
10 BRISKET	10	35.2m	2:03.31	61.13s (0)	32.23s (0)

Finish Position and metres gained from 800m



Sectionals
Powered by



Home of Australian Harness Sectionals
PJ HARNESS ANALYSER

+ RAW DATA + HORSE REPORTS + FREE FRIDAY FACEBOOK TIP



www.pjdata.com.au | admin@pjdata.com.au | www.facebook.com/PJHarnessRacing

The Racing Queensland Board (trading as Racing Queensland) and provider are not responsible for the completeness or accuracy of any of the information contained herein, and makes no representations about its suitability for any purpose.

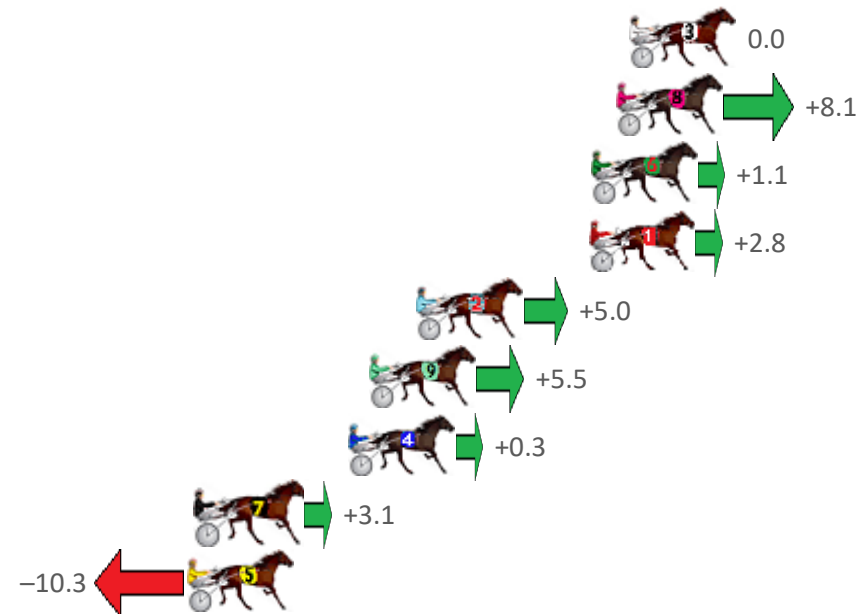
Albion Park Race 5 Distance 1660m

Tuesday, 16 November 2021

Gross Time: 2:00.60 MileRate: 1:57.00 LeadTime: 3.40s First Qtr: 29.00s Second Qtr: 31.30s Third Qtr: 28.90s Fourth Qtr: 28.00s

No	Horse	Plc	Margin	Time	800Time (W)	400 Time (W)
3	GOLDEN LACE	1	0.0m	2:00.60	56.90s (0)	28.00s (0)
8	BULLDOG BRAWLER	2	0.5m	2:00.64	56.33s (0)	27.39s (0)
6	CAPTAINS PICK	3	1.5m	2:00.71	56.82s (1)	27.95s (1)
1	DIGBY DEE	4	1.6m	2:00.72	56.70s (0)	27.81s (0)
2	SUNNY RICE	5	8.4m	2:01.22	56.55s (0)	27.57s (0)
9	LIFEINHEAVEN	6	10.3m	2:01.36	56.51s (1)	27.67s (1)
4	GOALKICKER	7	11.1m	2:01.42	56.88s (1)	28.06s (2)
7	HEAVY HITTER	8	17.1m	2:01.86	56.68s (1)	27.78s (1)
5	GOLDEN SAND	9	17.5m	2:01.89	57.63s (1)	28.56s (1)

Finish Position and metres gained from 800m



Sectionals
Powered by



Home of Australian Harness Sectionals
PJ HARNESS ANALYSER

+ RAW DATA + HORSE REPORTS + FREE FRIDAY FACEBOOK TIP



www.pjdata.com.au | admin@pjdata.com.au | www.facebook.com/PJHarnessRacing

The Racing Queensland Board (trading as Racing Queensland) and provider are not responsible for the completeness or accuracy of any of the information contained herein, and makes no representations about its suitability for any purpose.

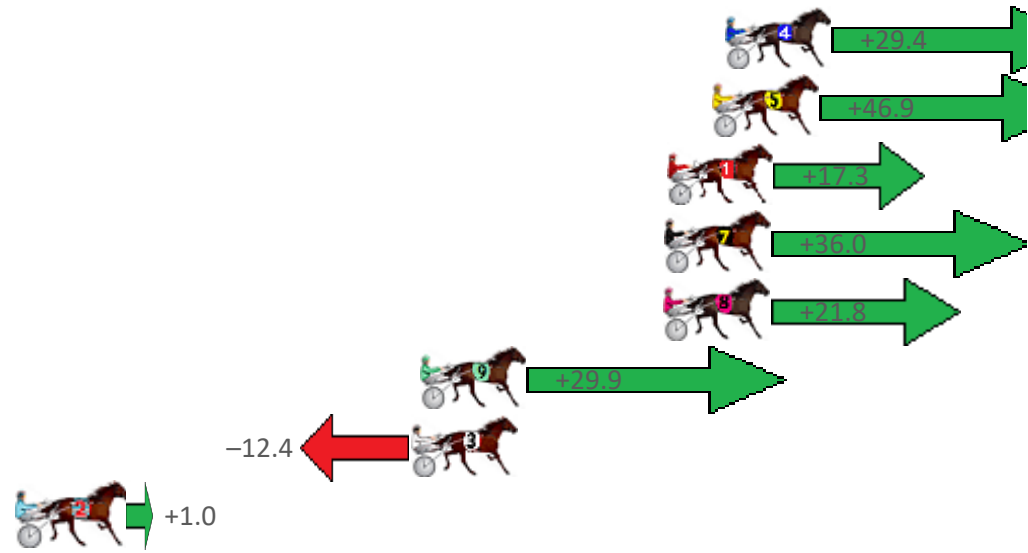
Albion Park Race 6 Distance 1660m

Tuesday, 16 November 2021

Gross Time: 2:00.30 MileRate: 1:56.60 LeadTime: 3.30s First Qtr: 26.80s Second Qtr: 29.90s Third Qtr: 29.50s Fourth Qtr: 30.80s

NoHorse	Plc	Margin	Time	800Time (W)	400 Time (W)
4 STUDLEIGH MARK	1	0.0m	2:00.30	58.10s (0)	29.48s (1)
5 SHEZ GOT BLING	2	0.5m	2:00.34	56.78s (1)	29.00s (0)
1 SIGNOR JUJON	3	2.3m	2:00.49	59.00s (0)	30.09s (0)
7 TROPICAL STORM	4	2.4m	2:00.49	57.60s (2)	30.11s (1)
8 FORTES IN FIDE	5	2.4m	2:00.49	58.67s (0)	29.68s (0)
9 HAWTHORNDEN HUNK	6	12.1m	2:01.27	58.06s (1)	29.83s (1)
3 KOTARE ELITE	7	12.4m	2:01.30	61.23s (0)	31.75s (0)
2 COULDNTMISAFALCON	8	38.4m	2:03.39	60.23s (0)	30.68s (0)

Finish Position and metres gained from 800m



Sectionals
Powered by



Home of Australian Harness Sectionals
PJ HARNESS ANALYSER

+ RAW DATA + HORSE REPORTS + FREE FRIDAY FACEBOOK TIP



www.pjdata.com.au | admin@pjdata.com.au | www.facebook.com/PJHarnessRacing

The Racing Queensland Board (trading as Racing Queensland) and provider are not responsible for the completeness or accuracy of any of the information contained herein, and makes no representations about its suitability for any purpose.

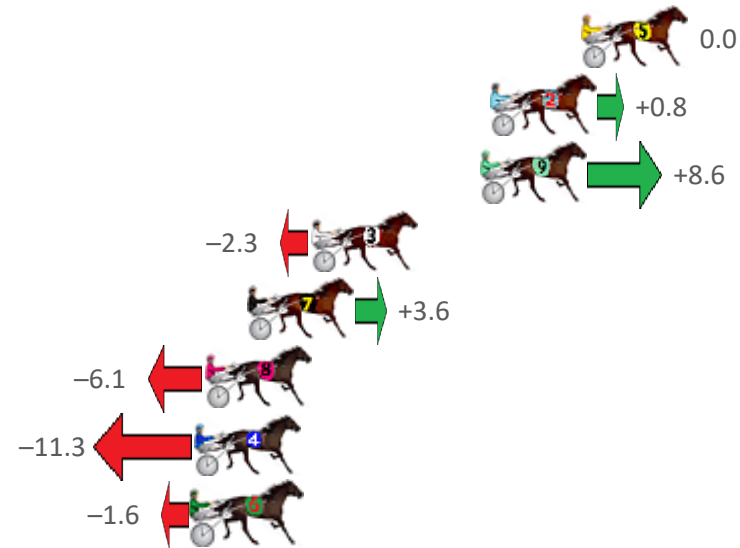
Albion Park Race 7 Distance 1660m

Tuesday, 16 November 2021

Gross Time: 1:56.50 MileRate: 1:52.90 LeadTime: 3.50s First Qtr: 27.00s Second Qtr: 29.40s Third Qtr: 28.20s Fourth Qtr: 28.40s

NoHorse	Plc	Margin	Time	800Time (W)	400 Time (W)
5 STREITKID	1	0.0m	1:56.50	56.60s (0)	28.40s (0)
2 BEE GEES BANDIT	2	3.6m	1:56.77	56.54s (0)	28.32s (0)
9 HANDSOME HERO	3	4.0m	1:56.80	55.99s (1)	28.13s (2)
3 OUR BONDI BEACH	4	10.7m	1:57.30	56.76s (1)	28.56s (1)
7 SABRAGE	5	13.2m	1:57.48	56.35s (1)	28.48s (2)
8 BOHANNAN	6	14.9m	1:57.61	57.03s (0)	28.79s (0)
4 AT WEST POINT	7	15.3m	1:57.64	57.40s (1)	29.20s (1)
6 TULHURST ACE	8	15.4m	1:57.65	56.71s (0)	28.53s (0)

Finish Position and metres gained from 800m



Sectionals
Powered by



Home of Australian Harness Sectionals
PJ HARNESS ANALYSER

+ RAW DATA + HORSE REPORTS + FREE FRIDAY FACEBOOK TIP



www.pjdata.com.au | admin@pjdata.com.au | www.facebook.com/PJHarnessRacing

The Racing Queensland Board (trading as Racing Queensland) and provider are not responsible for the completeness or accuracy of any of the information contained herein, and makes no representations about its suitability for any purpose.


Albion Park Race 8 Distance 2138m

Tuesday, 16 November 2021

Gross Time: 2:36.40 MileRate: 1:57.70 LeadTime: 38.20s First Qtr: 30.40s Second Qtr: 30.40s Third Qtr: 28.70s Fourth Qtr: 28.70s

NoHorse	Plc	Margin	Time	800Time (W)	400 Time (W)
2 FIREHOUSE	1	0.0m	2:36.40	57.40s (0)	28.70s (0)
1 GOSLING IN FLIGHT	2	4.8m	2:36.76	57.44s (0)	28.74s (0)
9 DEVOUGED	3	5.3m	2:36.80	57.18s (0)	28.48s (0)
5 MOLLIESMARYELLE	4	6.7m	2:36.90	56.98s (0)	28.26s (0)
12 NO DOUBT	5	7.3m	2:36.95	56.41s (1)	28.18s (2)
4 FLIGHT CREW	6	8.9m	2:37.07	57.76s (1)	29.08s (1)
6 LORD DIGBY	7	9.2m	2:37.09	56.23s (1)	28.00s (2)
8 LANCELOT BROMAC	8	9.9m	2:37.15	57.54s (1)	28.79s (1)
10 CONVAIR HUSTLER	9	11.3m	2:37.25	57.34s (1)	28.56s (1)
3 CONGO LINE	10	13.9m	2:37.45	56.89s (0)	28.48s (0)
11 IN CHEVRON WE TRUST	11	13.9m	2:37.45	57.19s (1)	28.96s (2)
7 PHILANDERING CHEF	12	27.1m	2:38.44	57.22s (1)	28.94s (1)

Finish Position and metres gained from 800m



Sectionals
Powered by



Home of Australian Harness Sectionals

PJ HARNESS ANALYSER

+ RAW DATA + HORSE REPORTS + FREE FRIDAY FACEBOOK TIP



www.pjdata.com.au | admin@pjdata.com.au | www.facebook.com/PJHarnessRacing

The Racing Queensland Board (trading as Racing Queensland) and provider are not responsible for the completeness or accuracy of any of the information contained herein, and makes no representations about its suitability for any purpose.

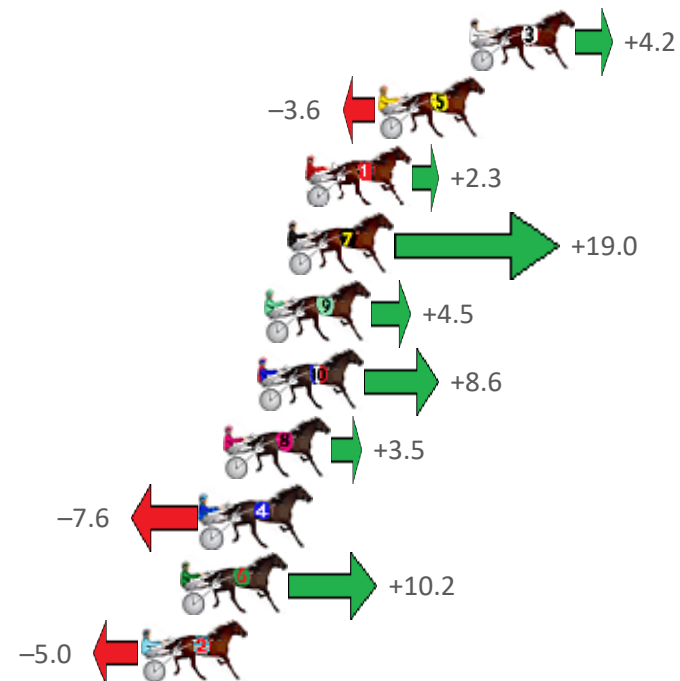
Albion Park Race 9 Distance 1660m

Tuesday, 16 November 2021

Gross Time: 1:58.50 MileRate: 1:54.90 LeadTime: 3.40s First Qtr: 27.30s Second Qtr: 30.30s Third Qtr: 28.70s Fourth Qtr: 28.80s

NoHorse	Plc	Margin	Time	800Time (W)	400 Time (W)
3 DESPONDENT	1	0.0m	1:58.50	57.20s (0)	28.50s (0)
5 BLUE IVY	2	3.6m	1:58.77	57.76s (0)	29.06s (0)
1 SO KOOL MASTER	3	6.5m	1:58.99	57.34s (0)	28.62s (0)
7 THE IDEAL DANCER	4	7.2m	1:59.04	56.14s (1)	28.06s (2)
9 ONE LAST ROLL	5	8.1m	1:59.11	57.18s (1)	28.75s (2)
10 MISTER DIAMOND	6	8.4m	1:59.14	56.89s (1)	28.47s (2)
8 DATALDO	7	9.7m	1:59.23	57.25s (0)	28.84s (1)
4 JAY TEE TYRON	8	10.6m	1:59.30	58.04s (1)	29.20s (1)
6 SQUARE DEALER	9	11.4m	1:59.36	56.77s (1)	28.61s (1)
2 OYSTER STRIDE	10	13.0m	1:59.48	57.86s (1)	29.40s (2)

Finish Position and metres gained from 800m



Sectionals
Powered by



Home of Australian Harness Sectionals

PJ HARNES ANALYSER

+ RAW DATA + HORSE REPORTS + FREE FRIDAY FACEBOOK TIP



www.pjdata.com.au | admin@pjdata.com.au | www.facebook.com/PJHarnessRacing

The Racing Queensland Board (trading as Racing Queensland) and provider are not responsible for the completeness or accuracy of any of the information contained herein, and makes no representations about its suitability for any purpose.