

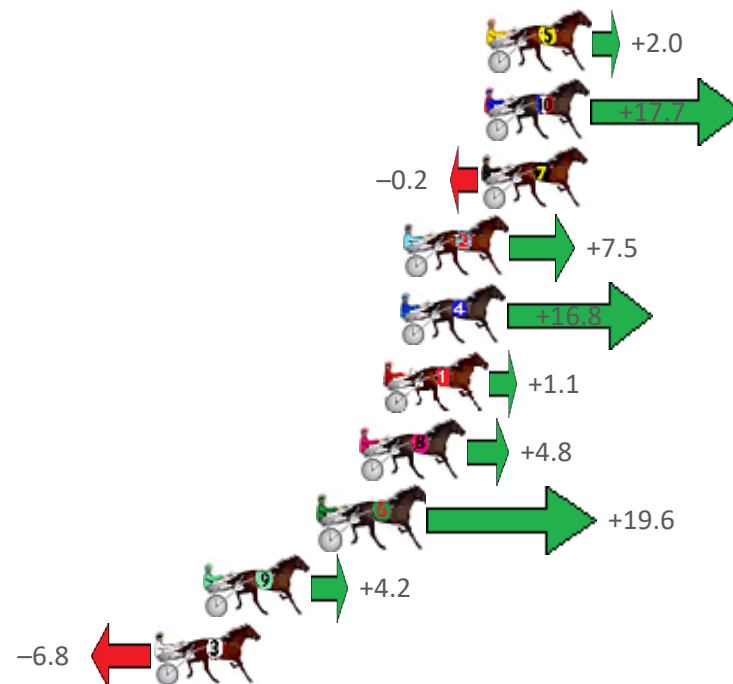
Albion Park Race 1 Distance 1660m

Saturday, 5 February 2022

Gross Time: 1:57.50 MileRate: 1:53.90 LeadTime: 3.50s First Qtr: 27.10s Second Qtr: 29.00s Third Qtr: 28.00s Fourth Qtr: 29.90s

No Horse	Plc	Margin	Time	800Time (W)	400 Time (W)
5 IT AINT THE MONEY	1	0.0m	1:57.50	57.76s (1)	29.56s (1)
10 BEAU CISHLOM	2	0.1m	1:57.51	56.63s (0)	28.79s (1)
7 MAYWYNS COURAGE	3	0.2m	1:57.52	57.91s (0)	29.91s (0)
2 KINGOFTHESTARS	4	3.3m	1:57.76	57.36s (1)	29.10s (2)
4 BELLA BALL TERROR	5	3.4m	1:57.77	56.69s (1)	29.47s (2)
1 MAJOR GENERALJUJON	6	4.1m	1:57.82	57.82s (0)	29.60s (0)
8 PARAVANI	7	5.0m	1:57.89	57.55s (0)	29.34s (0)
6 TULHURST ACE	8	6.6m	1:58.02	56.49s (1)	29.02s (2)
9 BIRDY MACH	9	11.2m	1:58.38	57.60s (1)	30.38s (2)
3 OUR BONDI BEACH	10	13.2m	1:58.53	58.39s (1)	30.12s (1)

Finish Position and metres gained from 800m



Sectionals
Powered
by



Home of Australian Harness Sectionals

PJ Harness Analyser

Daily Raw Data directly to your inbox



All Victorian Racing added as of 17 January 2022

www.pjdata.com.au admin@pjdata.com.au www.facebook.com/PJHarnessRacing



The Racing Queensland Board (trading as Racing Queensland) and provider are not responsible for the completeness or accuracy of any of the information contained herein, and makes no representations about its suitability for any purpose.

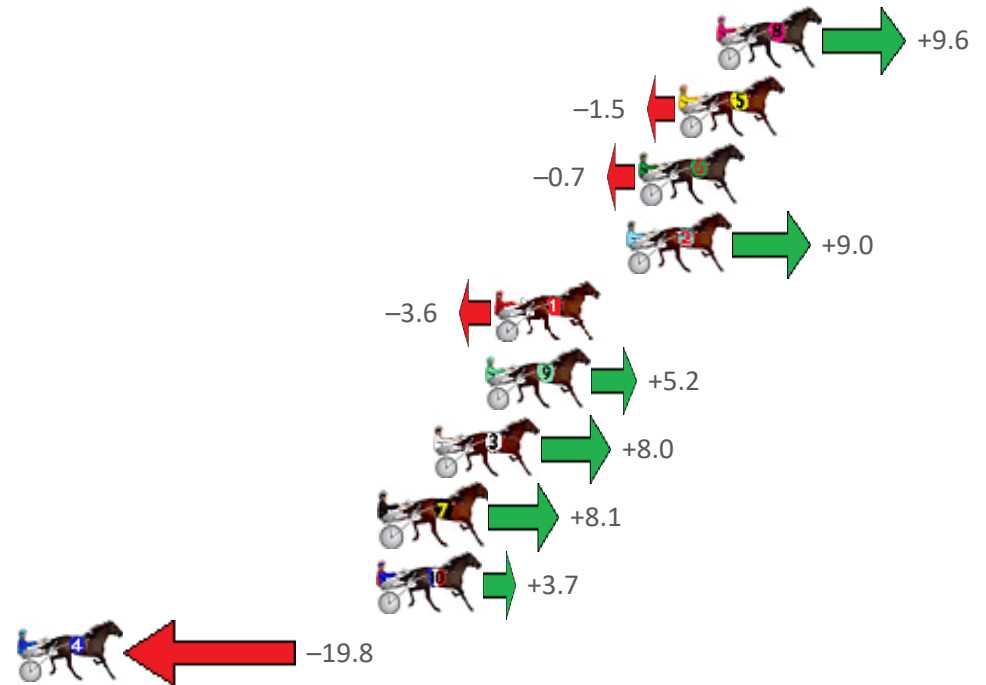
Albion Park Race 2 Distance 1660m

Saturday, 5 February 2022

Gross Time: 1:57.00 MileRate: 1:53.40 LeadTime: 3.40s First Qtr: 27.00s Second Qtr: 29.80s Third Qtr: 27.70s Fourth Qtr: 29.10s

No Horse	Plc	Margin	Time	800Time (W)	400 Time (W)
8 ANOTHER STATEMENT	1	0.0m	1:57.00	56.12s (0)	28.38s (0)
5 TEDDY FEELS GOOD	2	1.5m	1:57.11	56.91s (0)	29.21s (0)
6 LOVE YOUR WORK	3	3.1m	1:57.24	56.85s (1)	29.27s (1)
2 VALENCIA	4	3.6m	1:57.27	56.16s (1)	28.83s (2)
1 THE IRISH EAGLE	5	8.8m	1:57.67	57.05s (0)	29.32s (0)
9 RING THE TILL	6	9.2m	1:57.70	56.43s (0)	28.74s (0)
3 BARKWAY ARNOLD	7	11.2m	1:57.86	56.24s (0)	28.56s (0)
7 PHILANDERING CHEF	8	13.3m	1:58.02	56.23s (1)	28.77s (2)
10 THE GENERAL	9	13.5m	1:58.03	56.54s (1)	29.18s (2)
4 ALL WHITEY THEN	10	27.8m	1:59.12	58.20s (1)	30.27s (1)

Finish Position and metres gained from 800m



Sectionals
Powered
by



Home of Australian Harness Sectionals

PJ Harness Analyser

Daily Raw Data directly to your inbox



All Victorian Racing added as of 17 January 2022

www.pjdata.com.au admin@pjdata.com.au www.facebook.com/PJHarnessRacing



The Racing Queensland Board (trading as Racing Queensland) and provider are not responsible for the completeness or accuracy of any of the information contained herein, and makes no representations about its suitability for any purpose.


Albion Park Race 3 Distance 2138m

Saturday, 5 February 2022

Gross Time: 2:35.30 MileRate: 1:56.90 LeadTime: 37.70s First Qtr: 30.70s Second Qtr: 31.00s Third Qtr: 27.90s Fourth Qtr: 28.00s

No Horse	Plc	Margin	Time	800Time (W)	400 Time (W)
1 LE TISSIER	1	0.0m	2:35.30	55.61s (0)	27.71s (0)
3 THE ANNOUNCER	2	0.4m	2:35.33	55.93s (0)	28.03s (0)
5 ROCK BOTTOM	3	6.2m	2:35.76	56.14s (1)	28.31s (1)
4 THE IDEAL DANCER	4	6.3m	2:35.76	55.53s (1)	27.67s (1)
8 EXPLICIT CASTLE	5	7.4m	2:35.84	55.83s (0)	27.92s (0)
9 COREY WILLIAM	6	11.6m	2:36.15	55.79s (0)	27.82s (0)
6 CAPTAINS PICK	7	14.6m	2:36.37	55.51s (1)	27.61s (1)
11 IM COMPLIANT	8	15.3m	2:36.43	55.46s (0)	27.49s (0)
2 CHASING THE WIND	9	15.7m	2:36.46	56.50s (1)	28.65s (1)
10 B MAC C	10	16.2m	2:36.49	55.82s (0)	27.85s (0)
7 THE ROCKNROLL KING	11	18.4m	2:36.65	56.07s (1)	28.18s (1)
12 KEAYANG MARVEN	12	19.2m	2:36.71	55.54s (1)	27.62s (1)

Finish Position and metres gained from 800m



Sectionals
Powered
by



Home of Australian Harness Sectionals

PJ Harness Analyser

Daily Raw Data directly to your inbox



All Victorian Racing added as of 17 January 2022

www.pjdata.com.au admin@pjdata.com.au www.facebook.com/PJHarnessRacing



The Racing Queensland Board (trading as Racing Queensland) and provider are not responsible for the completeness or accuracy of any of the information contained herein, and makes no representations about its suitability for any purpose.

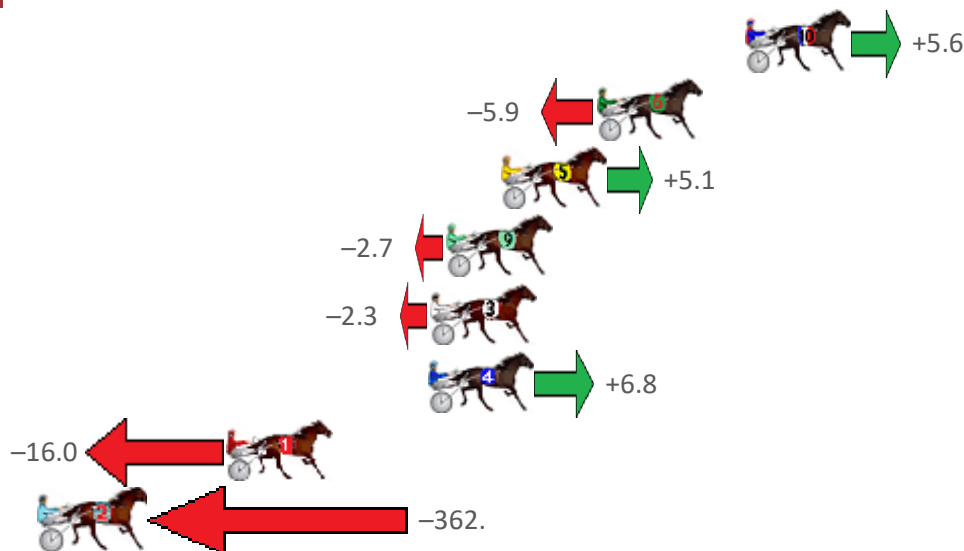
Albion Park Race 4 Distance 1660m

Saturday, 5 February 2022

Gross Time: 1:55.70 MileRate: 1:52.20 LeadTime: 3.30s First Qtr: 26.60s Second Qtr: 30.60s Third Qtr: 27.00s Fourth Qtr: 28.20s

No Horse	Plc	Margin	Time	800Time (W)	400 Time (W)
10 SPEECH IS SILVER	1	0.0m	1:55.70	54.82s (1)	28.12s (1)
6 DEUS EX	2	5.9m	1:56.14	55.60s (0)	28.61s (0)
5 MISTERFREEZE	3	9.7m	1:56.42	54.85s (1)	27.77s (0)
9 IDEAL WORLD	4	11.9m	1:56.58	55.39s (0)	28.26s (0)
3 ROCKNROLL ICON	5	12.5m	1:56.63	55.36s (1)	28.32s (1)
4 BLACKSADANCE	6	12.6m	1:56.63	54.73s (1)	27.96s (1)
1 LETS KATCHMEIFUCAN	7	20.6m	1:57.23	56.30s (0)	29.18s (0)
2 SAUCY DREAMS	8	377.0m	2:23.64	80.08s (0)	40.61s (0)

Finish Position and metres gained from 800m



Sectionals
Powered
by



Home of Australian Harness Sectionals

PJ Harness Analyser

Daily Raw Data directly to your inbox



All Victorian Racing added as of 17 January 2022

www.pjdata.com.au admin@pjdata.com.au www.facebook.com/PJHarnessRacing



The Racing Queensland Board (trading as Racing Queensland) and provider are not responsible for the completeness or accuracy of any of the information contained herein, and makes no representations about its suitability for any purpose.

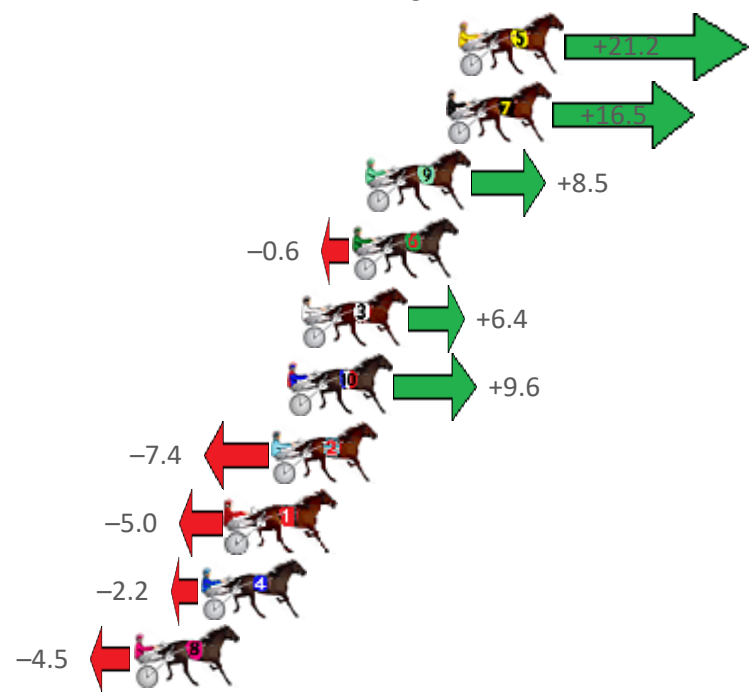
Albion Park Race 5 Distance 1660m

Saturday, 5 February 2022

Gross Time: 1:59.70 MileRate: 1:56.10 LeadTime: 3.40s First Qtr: 27.40s Second Qtr: 30.40s Third Qtr: 29.10s Fourth Qtr: 29.40s

No Horse	Plc	Margin	Time	800Time (W)	400 Time (W)
5 PIPPA MAGUIRE	1	0.0m	1:59.70	56.96s (1)	28.70s (2)
7 LADY AVANA	2	0.5m	1:59.74	57.30s (0)	28.40s (2)
9 ROSIE ROCKS	3	3.7m	1:59.99	57.88s (1)	28.97s (1)
6 GIRL FROM OZ	4	4.2m	2:00.02	58.54s (1)	29.63s (1)
3 CATCH PHRASE	5	6.2m	2:00.18	58.03s (0)	28.83s (0)
10 BLUE IVY	6	6.8m	2:00.22	57.80s (1)	29.50s (2)
2 GOALKICKER	7	7.4m	2:00.27	59.04s (0)	29.94s (0)
1 SHEZ GOT BLING	8	9.2m	2:00.41	58.86s (0)	29.74s (0)
4 GET READY TO ROCK	9	10.2m	2:00.49	58.66s (1)	29.75s (1)
8 DANCE IN THE SUN	10	12.9m	2:00.69	58.83s (0)	29.64s (0)

Finish Position and metres gained from 800m



Sectionals
Powered
by

Home of Australian Harness Sectionals
 PJ Harness Analyser Daily Raw Data directly to your inbox

NEW All Victorian Racing added as of 17 January 2022

www.pjdata.com.au
 admin@pjdata.com.au
 www.facebook.com/PJHarnessRacing

The Racing Queensland Board (trading as Racing Queensland) and provider are not responsible for the completeness or accuracy of any of the information contained herein, and makes no representations about its suitability for any purpose.

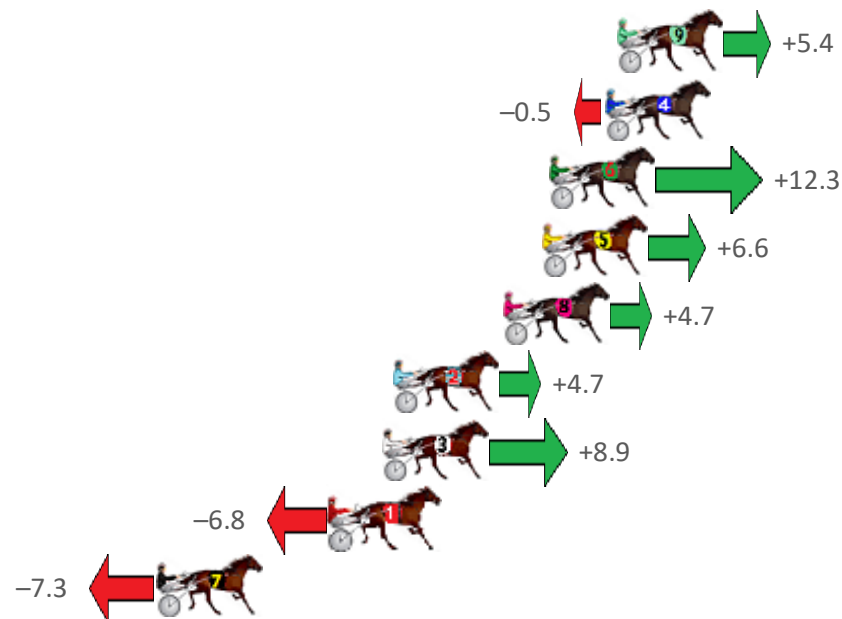
Albion Park Race 6 Distance 1660m

Saturday, 5 February 2022

Gross Time: 2:00.30 MileRate: 1:56.60 LeadTime: 3.50s First Qtr: 28.40s Second Qtr: 32.00s Third Qtr: 27.50s Fourth Qtr: 28.90s

No Horse	Plc	Margin	Time	800Time (W)	400 Time (W)
9 SUBTLE DELIGHT	1	0.0m	2:00.30	56.02s (2)	28.57s (1)
4 MAJOR FERNCO	2	0.5m	2:00.34	56.44s (0)	28.94s (0)
6 SCOOB OPERATOR	3	2.7m	2:00.50	55.54s (1)	28.29s (2)
5 OHOKA CHOPPER	4	3.0m	2:00.53	55.94s (1)	28.48s (1)
8 JONAH JONES	5	4.5m	2:00.64	56.07s (0)	28.40s (0)
2 COMMODORE JUJON	6	8.9m	2:00.98	56.07s (0)	28.55s (1)
3 TAROONA BROMAC	7	9.3m	2:01.01	55.78s (0)	28.29s (0)
1 THERESACHANCE	8	11.4m	2:01.16	56.88s (0)	29.24s (0)
7 SAM IS PERFECTION	9	18.3m	2:01.69	56.91s (2)	29.74s (2)

Finish Position and metres gained from 800m



Sectionals
Powered
by



Home of Australian Harness Sectionals

PJ Harness Analyser

Daily Raw Data directly to your inbox



All Victorian Racing added as of 17 January 2022

www.pjdata.com.au admin@pjdata.com.au www.facebook.com/PJHarnessRacing



The Racing Queensland Board (trading as Racing Queensland) and provider are not responsible for the completeness or accuracy of any of the information contained herein, and makes no representations about its suitability for any purpose.

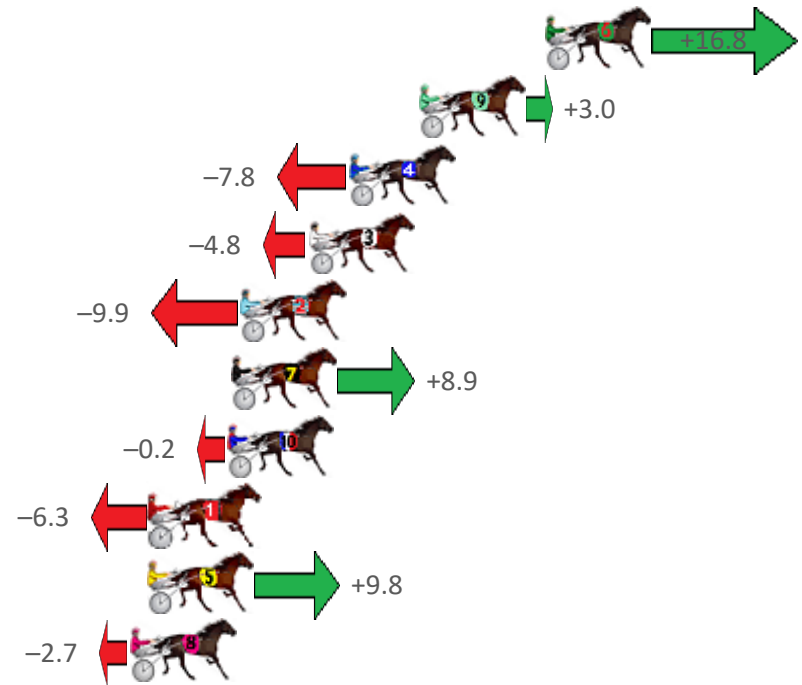
Albion Park Race 7 Distance 1660m

Saturday, 5 February 2022

Gross Time: 1:59.90 MileRate: 1:56.30 LeadTime: 3.40s First Qtr: 28.20s Second Qtr: 29.80s Third Qtr: 28.70s Fourth Qtr: 29.80s

No Horse	Plc	Margin	Time	800Time (W)	400 Time (W)
6 CHARM OFFENSIVE	1	0.0m	1:59.90	57.28s (1)	28.81s (2)
9 TINGE OF FEAR	2	5.0m	2:00.29	58.28s (1)	29.83s (2)
4 HEAVENLY WISDOM	3	7.8m	2:00.51	59.07s (0)	30.38s (0)
3 SHEREACTS	4	9.4m	2:00.63	58.85s (0)	30.17s (0)
2 BETTOR MEMORIES	5	12.1m	2:00.84	59.22s (1)	30.56s (1)
7 ASHLEE NITRO	6	12.5m	2:00.88	57.85s (1)	30.25s (1)
10 A WHOLE LOTTA ROSIE	7	12.6m	2:00.88	58.51s (1)	30.05s (2)
1 SHAKATIE	8	15.7m	2:01.13	58.96s (0)	30.24s (0)
5 SMOKE MY MOTOR	9	15.8m	2:01.13	57.79s (0)	30.02s (1)
8 MISS MIA	10	16.5m	2:01.19	58.70s (0)	29.94s (0)

Finish Position and metres gained from 800m



Sectionals
Powered
by



Home of Australian Harness Sectionals

PJ Harness Analyser

Daily Raw Data directly to your inbox



All Victorian Racing added as of 17 January 2022

www.pjdata.com.au admin@pjdata.com.au www.facebook.com/PJHarnessRacing



The Racing Queensland Board (trading as Racing Queensland) and provider are not responsible for the completeness or accuracy of any of the information contained herein, and makes no representations about its suitability for any purpose.

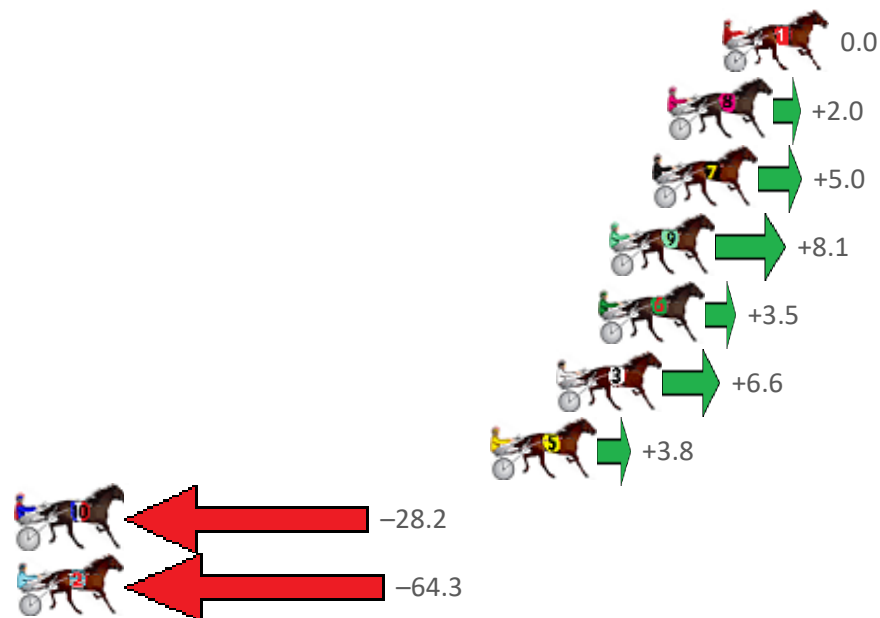
Albion Park Race 8 Distance 1660m

Saturday, 5 February 2022

Gross Time: 1:59.10 MileRate: 1:55.40 LeadTime: 3.60s First Qtr: 27.80s Second Qtr: 31.50s Third Qtr: 27.30s Fourth Qtr: 28.90s

No Horse	Plc	Margin	Time	800Time (W)	400 Time (W)
1 GOLIGHTLY	1	0.0m	1:59.10	56.20s (0)	28.90s (0)
8 LIFES BLACK	2	2.2m	1:59.27	56.06s (0)	28.70s (0)
7 GLENLEDI BOY	3	2.8m	1:59.31	55.85s (1)	28.33s (2)
9 JUDDY DOUGLAS	4	4.5m	1:59.44	55.63s (1)	27.93s (2)
6 OVERTHEMOON	5	4.9m	1:59.47	55.96s (0)	28.53s (0)
3 SO BOBS YOUR UNCLE	6	6.6m	1:59.60	55.74s (2)	28.76s (1)
5 GOOD AS IT GETS	7	9.2m	1:59.80	55.93s (0)	28.45s (0)
10 OMINOUS WARNING	8	33.0m	2:01.60	58.17s (2)	30.98s (1)
2 HY VOLTAGE	9	67.3m	2:04.20	60.69s (1)	32.47s (1)

Finish Position and metres gained from 800m



Sectionals
Powered
by



Home of Australian Harness Sectionals

PJ Harness Analyser

Daily Raw Data directly to your inbox



All Victorian Racing added as of 17 January 2022

www.pjdata.com.au admin@pjdata.com.au www.facebook.com/PJHarnessRacing



The Racing Queensland Board (trading as Racing Queensland) and provider are not responsible for the completeness or accuracy of any of the information contained herein, and makes no representations about its suitability for any purpose.

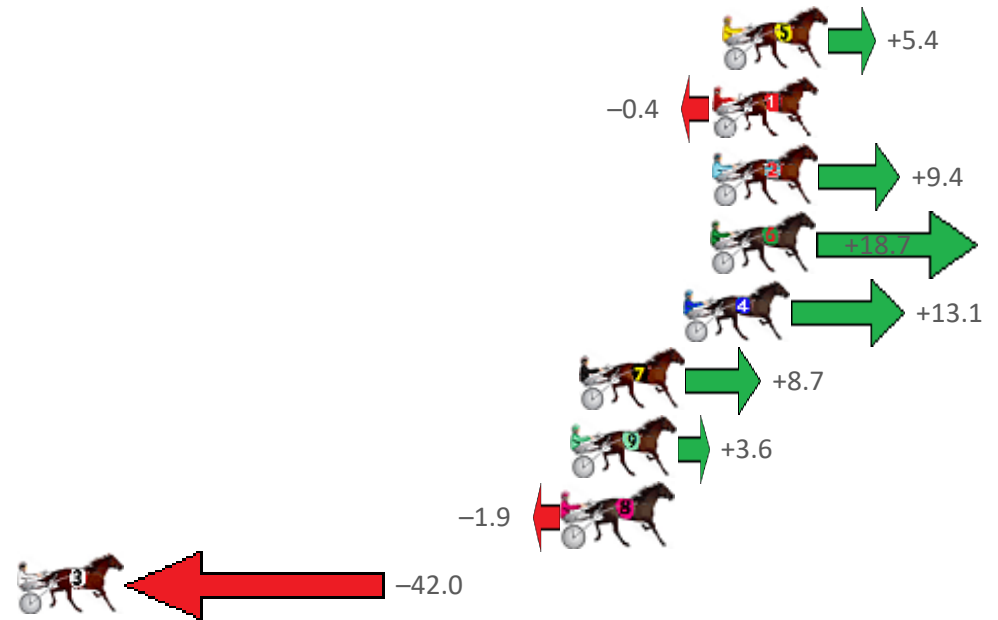
Albion Park Race 9 Distance 1660m

Saturday, 5 February 2022

Gross Time: 1:59.70 MileRate: 1:56.00 LeadTime: 3.50s First Qtr: 28.90s Second Qtr: 31.10s Third Qtr: 27.70s Fourth Qtr: 28.50s

No Horse	Plc	Margin	Time	800Time (W)	400 Time (W)
5 FOND MEMORIES	1	0.0m	1:59.70	55.82s (1)	28.12s (1)
1 MISDEMEANOR	2	0.4m	1:59.73	56.23s (0)	28.53s (0)
2 WHICH HUNT	3	0.4m	1:59.73	55.54s (1)	27.81s (1)
6 BLISSFULL LILLY	4	0.5m	1:59.74	54.89s (1)	27.15s (1)
4 SUNNY RICE	5	1.5m	1:59.81	55.28s (1)	27.52s (1)
7 SHES KOALA TEE	6	5.7m	2:00.13	55.59s (0)	27.63s (0)
9 CALL ME TRISH	7	6.0m	2:00.15	55.95s (0)	27.99s (0)
8 AMERICAN FLYER	8	6.3m	2:00.17	56.33s (0)	28.51s (0)
3 SWEET JEMMA	9	127.0m	2:09.21	59.13s (0)	29.70s (0)

Finish Position and metres gained from 800m



Sectionals
Powered
by



Home of Australian Harness Sectionals

PJ Harness Analyser

Daily Raw Data directly to your inbox



All Victorian Racing added as of 17 January 2022

www.pjdata.com.au admin@pjdata.com.au www.facebook.com/PJHarnessRacing



The Racing Queensland Board (trading as Racing Queensland) and provider are not responsible for the completeness or accuracy of any of the information contained herein, and makes no representations about its suitability for any purpose.

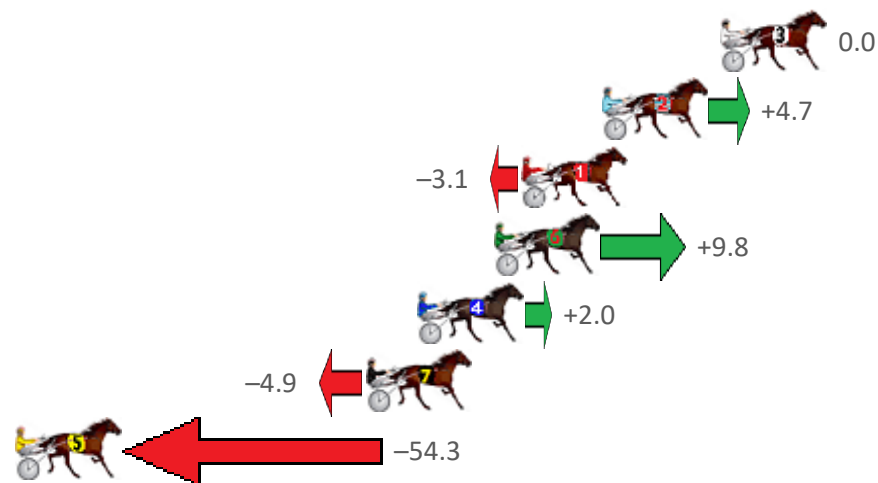
Albion Park Race 10 Distance 2647m

Saturday, 5 February 2022

Gross Time: 3:23.60 MileRate: 2:03.80 LeadTime: 82.10s First Qtr: 32.90s Second Qtr: 31.00s Third Qtr: 28.10s Fourth Qtr: 29.50s

No Horse	Plc	Margin	Time	800Time (W)	400 Time (W)
3 TAM OSHANTER	1	0.0m	3:23.60	57.60s (0)	29.50s (0)
2 KINGDOM COME	2	4.7m	3:23.96	57.26s (0)	28.99s (1)
1 JUSTABITNOISY	3	7.9m	3:24.21	57.82s (0)	29.70s (0)
6 GARLAND GREENE	4	9.0m	3:24.30	56.90s (0)	28.83s (1)
4 STRESS FACTOR	5	12.0m	3:24.53	57.46s (0)	29.24s (0)
7 DOUG	6	14.1m	3:24.69	57.95s (1)	30.02s (1)
5 MORE SHADES OF GOL	7	68.3m	3:28.88	61.49s (1)	32.54s (0)

Finish Position and metres gained from 800m



Sectionals
Powered
by



Home of Australian Harness Sectionals

PJ Harness Analyser

Daily Raw Data directly to your inbox



All Victorian Racing added as of 17 January 2022

www.pjdata.com.au admin@pjdata.com.au www.facebook.com/PJHarnessRacing



The Racing Queensland Board (trading as Racing Queensland) and provider are not responsible for the completeness or accuracy of any of the information contained herein, and makes no representations about its suitability for any purpose.